

A photograph of three young children sitting on a light-colored carpet, looking at a large book. The child on the left is a girl with long dark hair and a yellow hair clip, wearing a white top. The child in the middle is a boy with dark hair, wearing a blue plaid shirt. The child on the right is a girl with dark curly hair, wearing a blue and white striped shirt. They are all looking intently at the book, which features a colorful illustration of a snowman. The background is slightly blurred, showing other people in a room.

The State of Early Childhood Education in Texas

East Texas/Tyler

October 2024 Texas Tour

children
at Risk

Our Mission



CHILDREN AT RISK serves as a catalyst for change to improve the quality of life for children through strategic research, public policy analysis, education, collaboration, and advocacy.

CHILDREN AT RISK - ECE Team



Mandi Kimball
Chief Government
Affairs Officer



Kim Kofron
Senior Director
of Education



Lyn Lucas
Assoc. Director of Early
Childhood Education



Susannah Young
Senior Assoc. Director
of PreK-12 Education



Martha Gonzales
Assoc. Director of Early
Learning Quality Network



Neomi Fletcher
Asst. Director of Early
Childhood Education



Jenn Meier
Asst. Director, Center for Social
Measurement and Evaluation

Prenatal-to-Three Collaborative

HEALTHY BEGINNINGS

EARLY CARE & EDUCATION

SUPPORTED FAMILIES

children atRisk

TexProtects

TEXANS CARE for CHILDREN



Sign up for the [Texas PN3 Newsletter](#)

Child Care Property Tax Relief

Cities Adopted

- City of Austin
- City of Denton
- City of Dallas
- City of Fort Worth
- City of Houston
- City of San Antonio
- City of Arlington
- City of Kyle
- City of Weslaco
- City of Waxahachie
- City of El Paso

Counties Adopted

- Aransas County
- Dallas County
- Bexar County
- El Paso County
- Hays County
- Travis County
- Harris County
- Andrews County
- Jefferson County
- Knox County
- Milam County
- Potter County
- Tarrant County
- Medina County

Child Care Property Tax Relief



How is it going?



What is going well?



Where are the roadblocks?



What else would be helpful?

Child Care Deserts Data


1 in 10 children in
America live in Texas

2.3M children under the
age of 6 lives in Texas

1 in 10 children under
6 with low-income,
working parents live
in a child care desert





The Texas Early Childhood Ecosystem



ACCESS | 44% of all zip codes in Texas qualify as child care deserts for low-income children, meaning that 3x more children live in the zip code than the number of available child care slots. Children deserve equitable access to safe care that supports their health, learning, and development.

FAMILIES | In Texas, caring for an infant and toddler can cost 10-50% of many working families' annual earnings. According to federal recommendations, child care should cost no more than 7% of a family's income. Families need affordable care in their communities to be able to participate in the workforce.



EDUCATORS | According to the US Department of Treasury, more than half qualify for at least one form of public assistance. Early Childhood Educators deserve a living wage.

Overall Child Care Deserts

Texas Overall Child Care Deserts

1,065,952

Total Number of Seats

365

Overall Desert Zip Codes*

East Texas Overall Child Care Deserts

26,621

Total Number of Seats

38

Overall Desert Zip Codes*

Subsidy Child Care Deserts

Texas Subsidy Child Care Deserts

114,372

Total Number of Subsidy Seats

859

Subsidy Desert Zip Codes*

East Texas Subsidy Child Care Deserts

3,942

Total Number of Subsidy Seats

64

Subsidy Desert Zip Codes*

TRS Child Care Deserts

Texas TRS Child Care Deserts

48,491

Total Number of TRS Seats

981

TRS Desert Zip Codes*

East Texas TRS Child Care Deserts

1,944

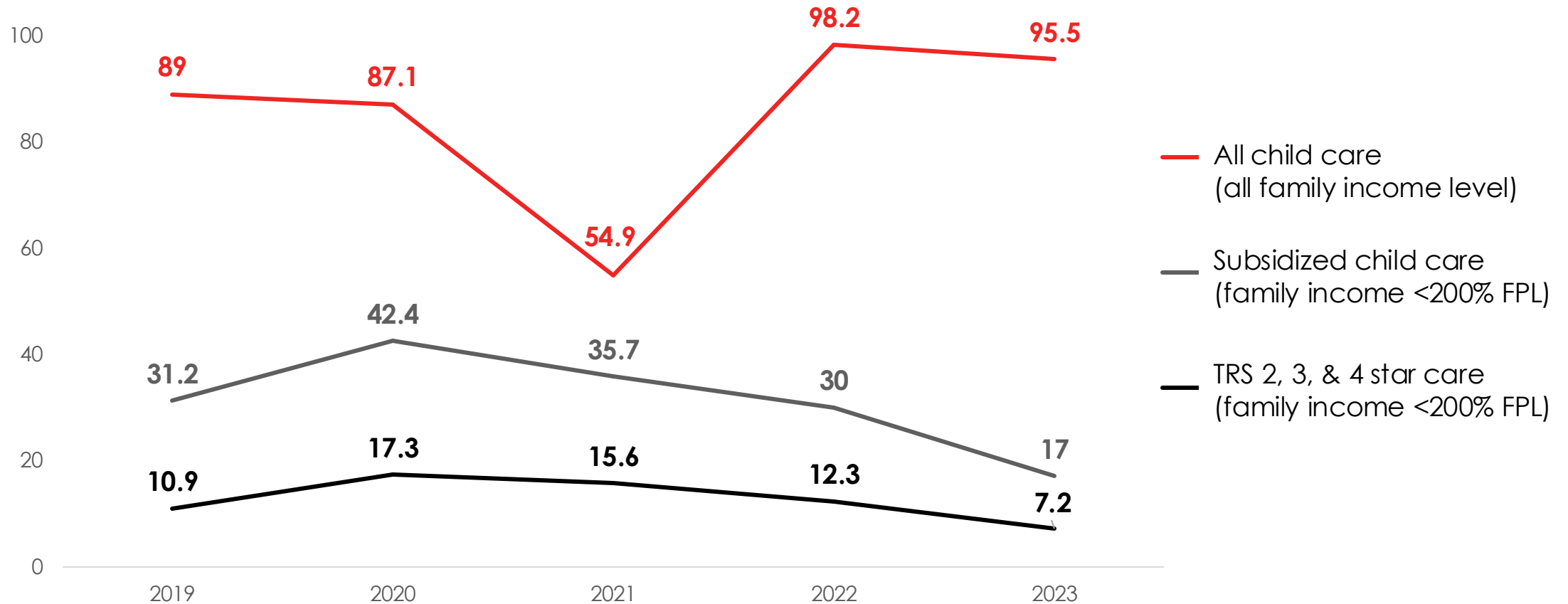
Total Number of TRS Seats

75

TRS Desert Zip Codes*

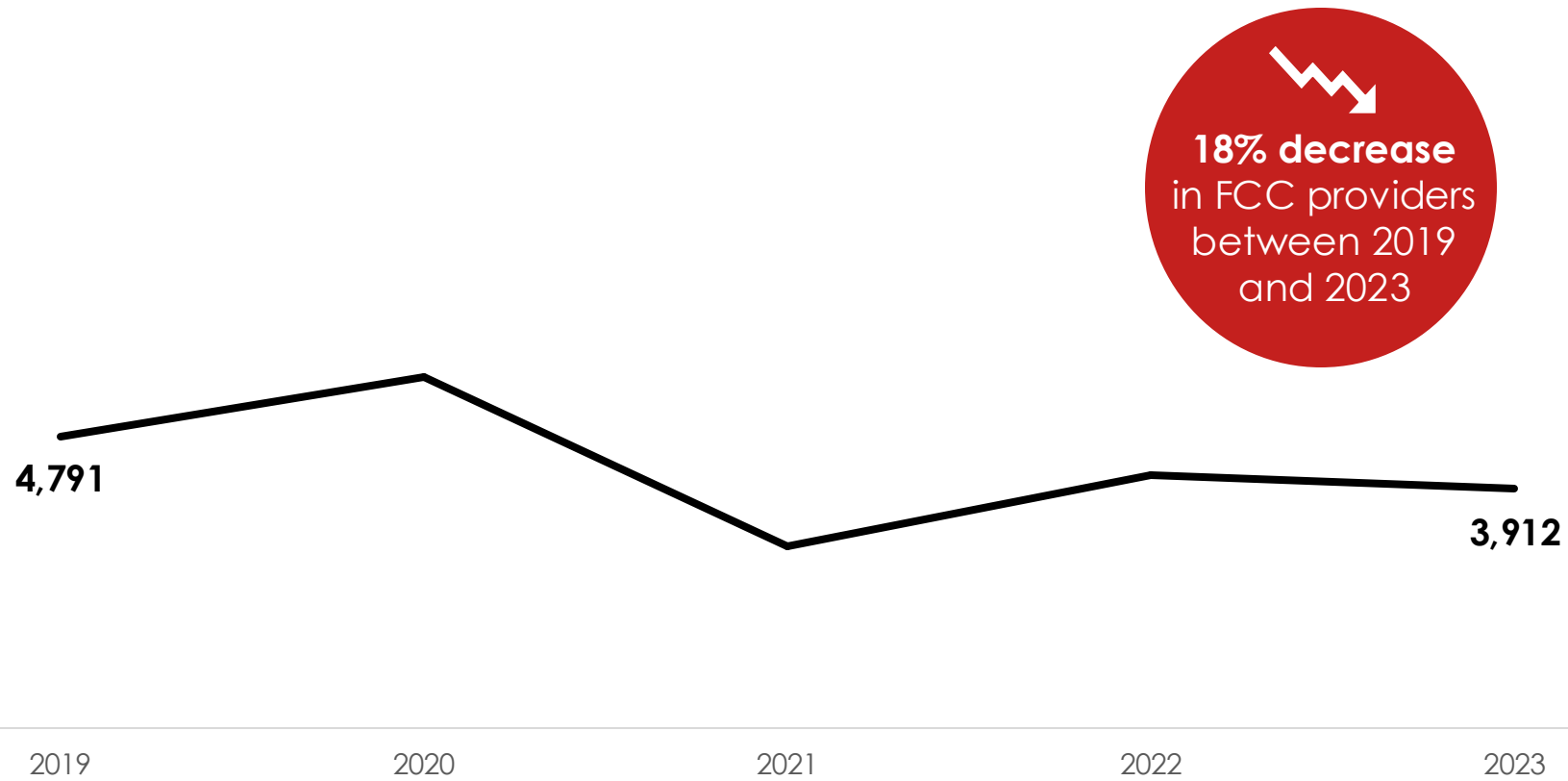
The Last 5 Years of Child Care Deserts in Texas

Number of Child Care Seats per 100 Working Families





Family Child Care Homes

Registered and Licensed Family Child Care Homes, 2019-2023

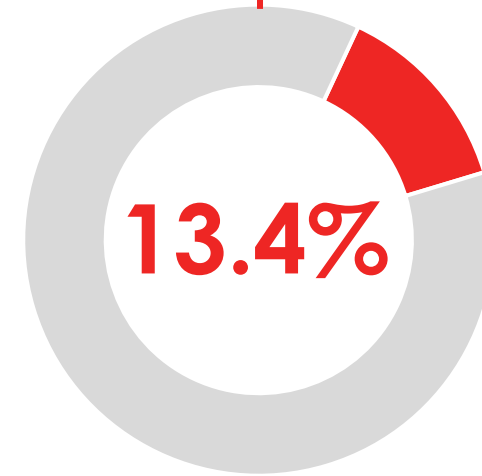


Number of Children Served with Funding versus Need



 = 10,000 low-income children ages 0-5 with working parents

 = children ages 0-5 served by TWC



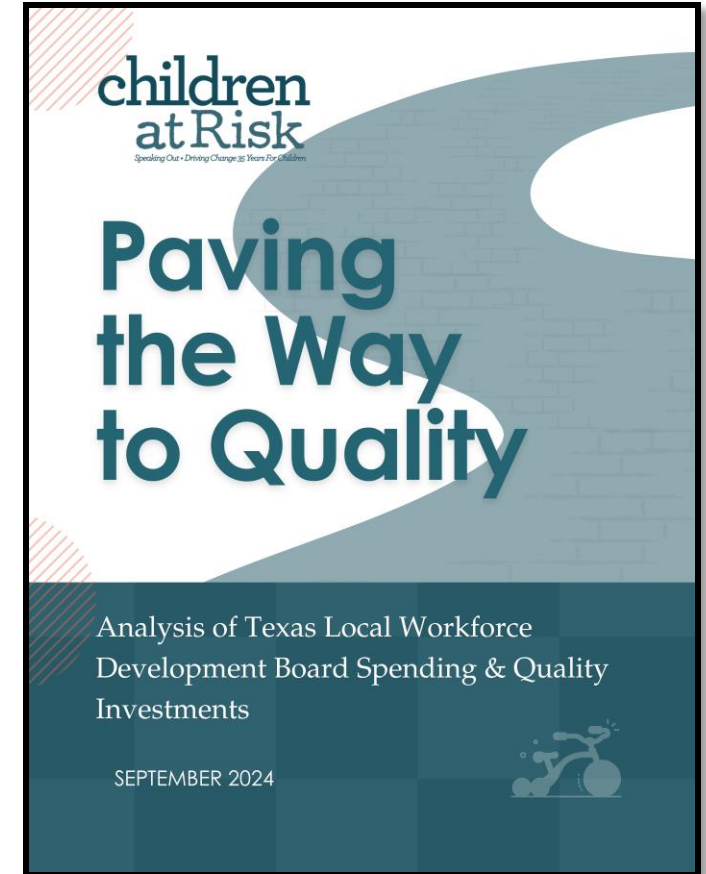
Just over **one in ten** low-income children ages 0-5 with working parents **receive subsidies for child care.**

Child Care Funding Data

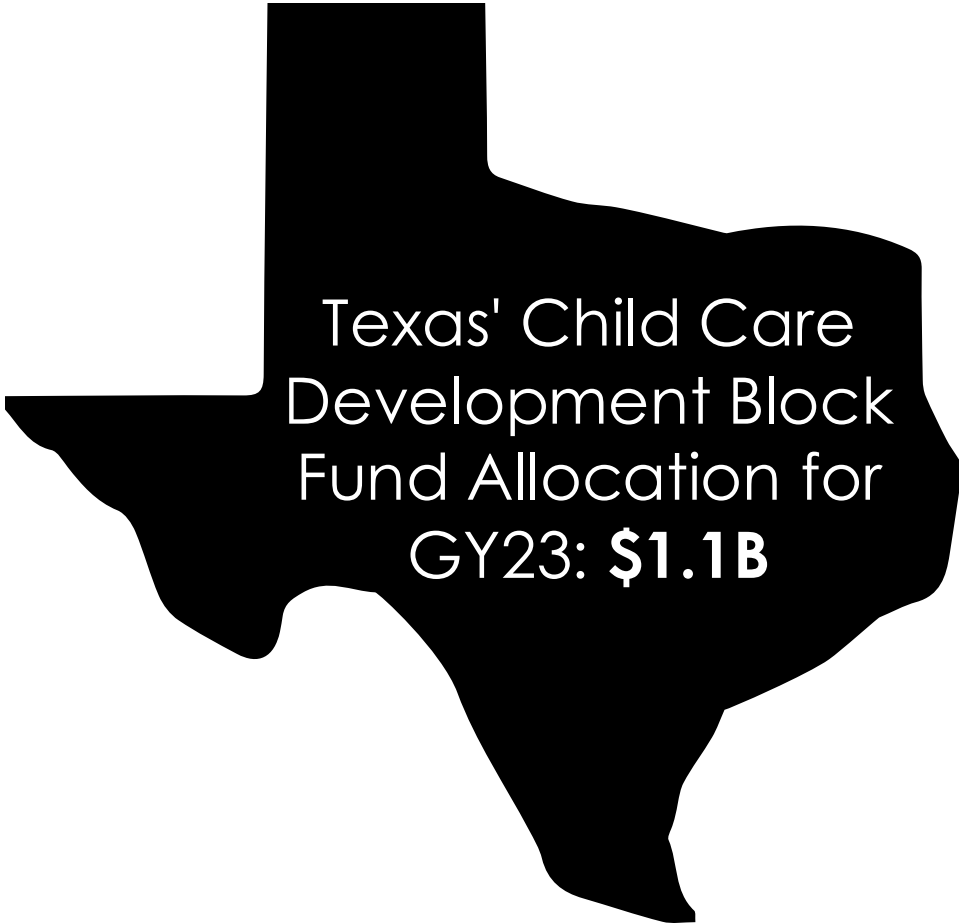
Paving the Way to Quality

CHILDREN AT RISK IS excited to present findings from the 2024 report, Paving the Way to Quality. This milestone research highlights trends in child care funding across Texas, including updated data on Child Care Deserts and fiscal strategies by Local Workforce Development Boards.

Learn more at
childrenatrisk.org/pavingthewaytoquality



Child Care Funding



Texas' Child Care
Development Block
Fund Allocation for
GY23: **\$1.1B**

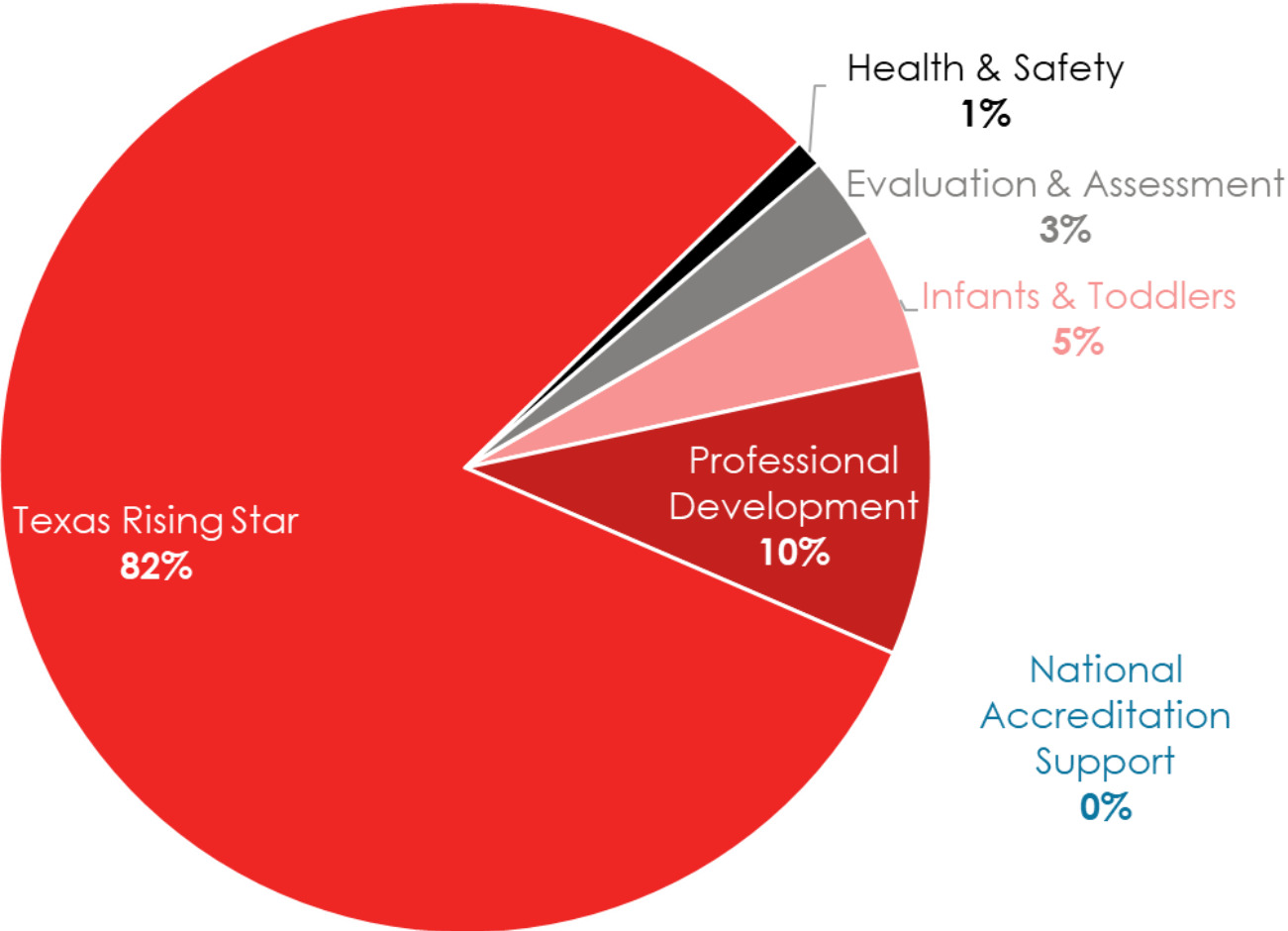
Federal Rules Require That:

- No less than **70%** of funds can be used for **direct care**;
- No less than **9%** for **quality initiatives**;
- No less than **3%** for **infants & toddlers quality initiatives**; and
- No more than **5%** for **administrative activities**.

Texas State Match:

- \$34M (3%)

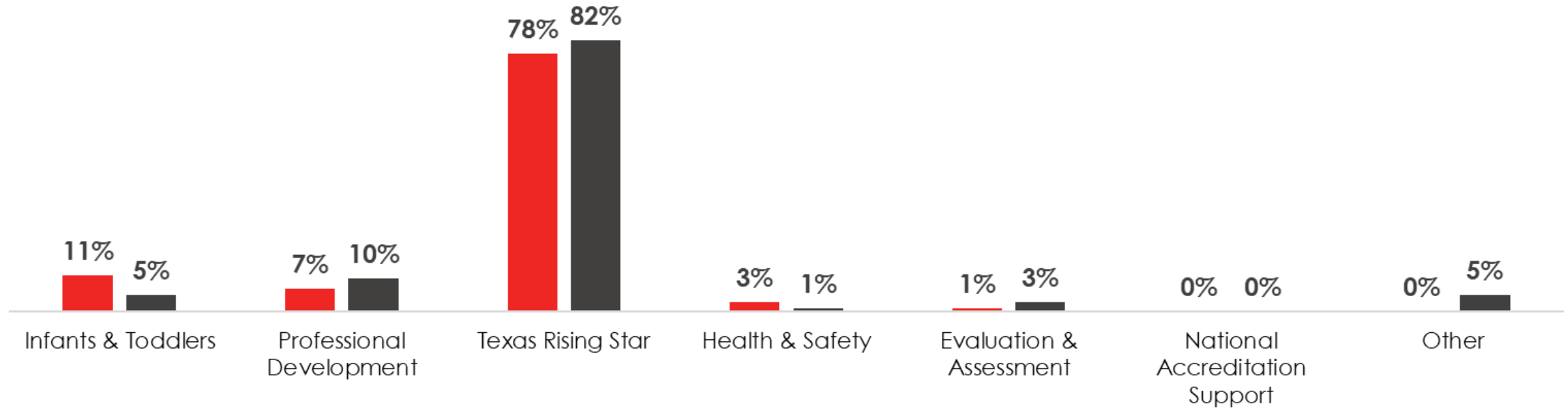
Statewide Spending of Quality Improvement Dollars



East Texas LWDB Spending of Quality Improvement Dollars

Percent of Total Quality Funds Expended by Category

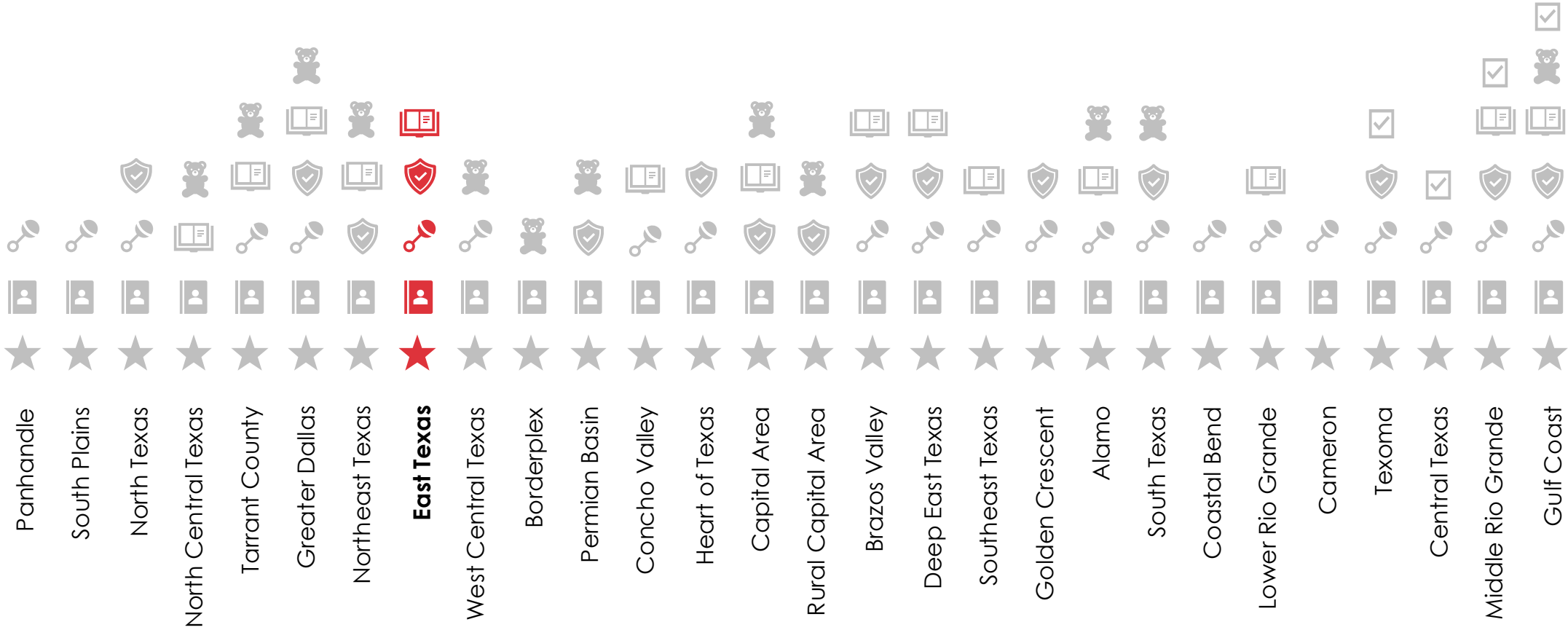
■ East Texas ■ Statewide



Out of **\$1,615,667** Total Quality Dollars Spent

Statewide Spending of Quality Improvement Dollars

TRS Supports
 Professional Development
 Infants & Toddlers
 Health & Safety
 Evaluation & Assessment
 Other
 National Accreditation



Statewide Spending Allocated to Texas Rising Star Supports



Equipment, Materials & Resources



Curriculum



Outdoor Learning



TRS Mentor Salaries



Family Engagement



Statewide Spending Allocated to Infants & Toddlers



Curriculum & Materials



Professional Development



Outdoor



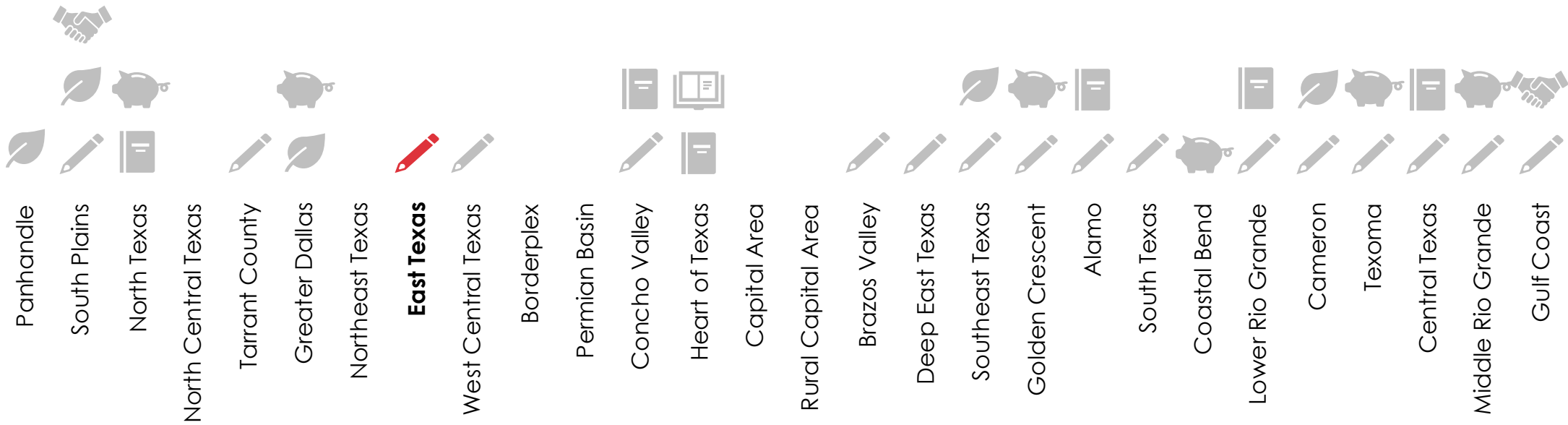
Expansion Grants



Infant-Toddler Specialist Network



Evaluation & Assessment



Statewide Spending Allocated to Professional Development

 Trainings
  Conferences
  CDA Support
  TRS Orientation
  College Scholarships
  Apprenticeships

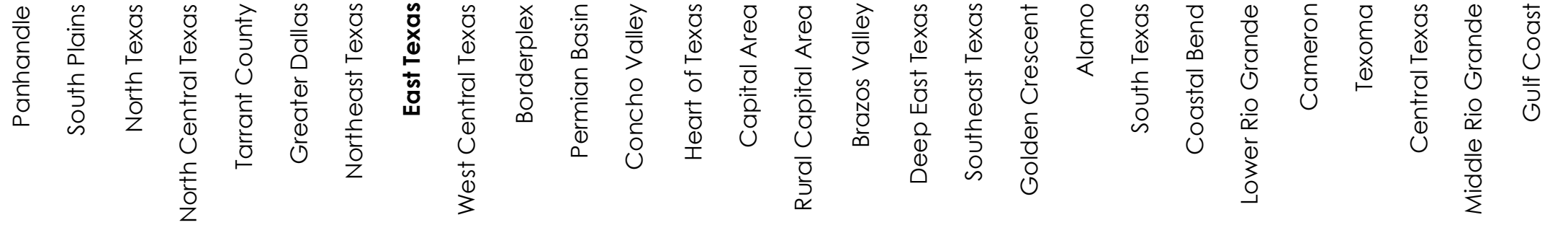


Statewide Spending Allocated to Other Activities

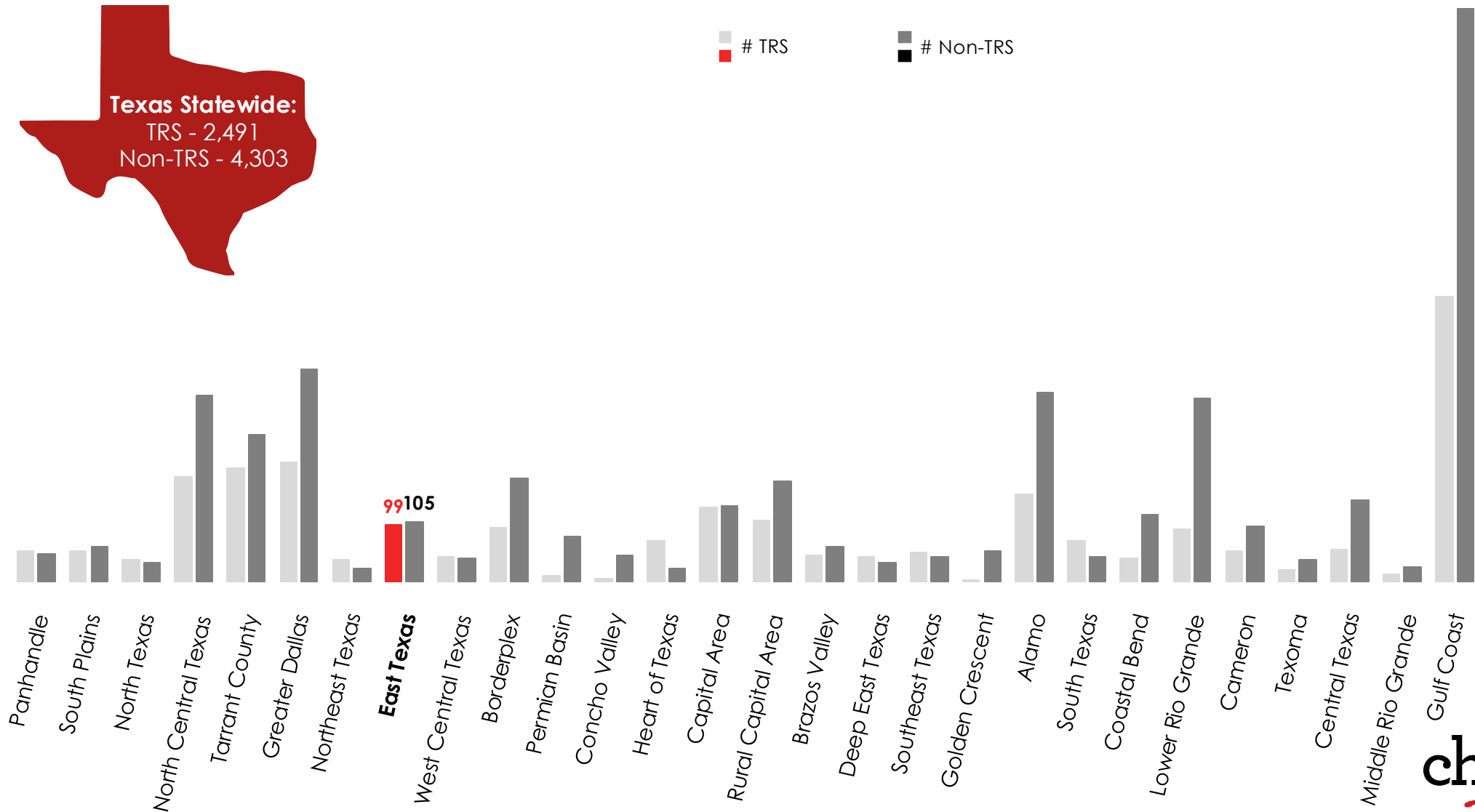
 Wage Supplements

 Pre-K Partnerships

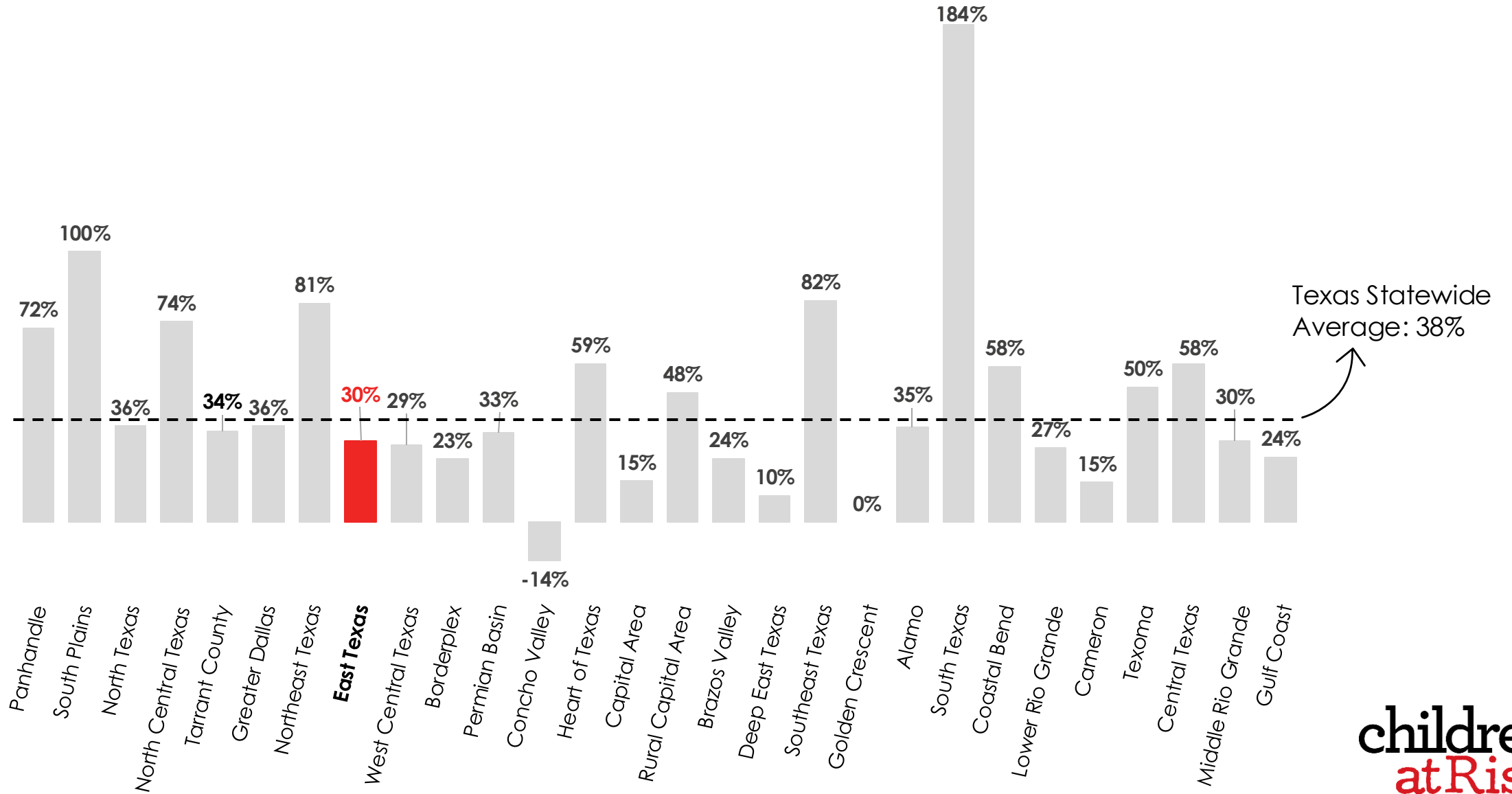
 Child Care Management Services



TRS versus Non-TRS Subsidy Providers by LWDB



Percent Change in TRS Participation from 2022 to 2023



Paving the Way to Quality Recommendations

Recommendations for Local Communities



- I. Ensure LWDB **funds are utilized effectively** and spent on **quality improvements needed** in their communities.
- II. Consider additional **local incentives** to **increase overall provider participation** in the TRS system.
- III. Focus on **collaboration with non-traditional partners** to address service gaps and better support both center based and family child care providers.

Recommendations for the Texas Legislature



- I. **Invest** in child care through:
 - Reimbursement rates
 - Additional funding to serve more children (waitlist)
 - Supply Building Grants
- II. Support increase in **Family Child Care** providers

Recommendations for Texas Workforce Commission

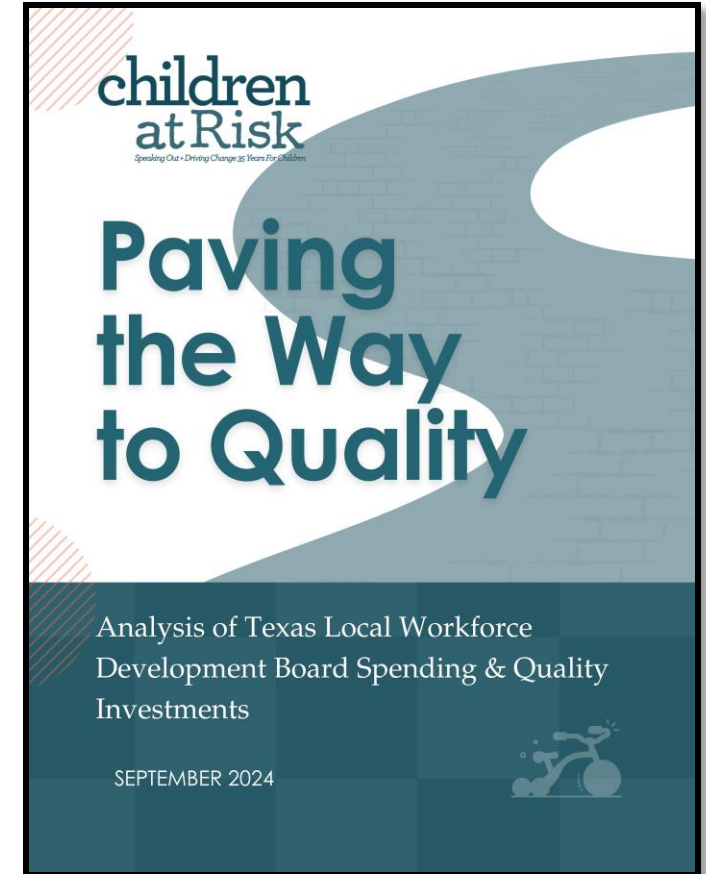


- I. Enhance consistency and transparency by **improving guidelines and resource allocation** for LWDBs.
- II. **Promote statewide collaboration** by encouraging LWDBs to share best practices and work together to improve quality and access.

Paving the Way to Quality

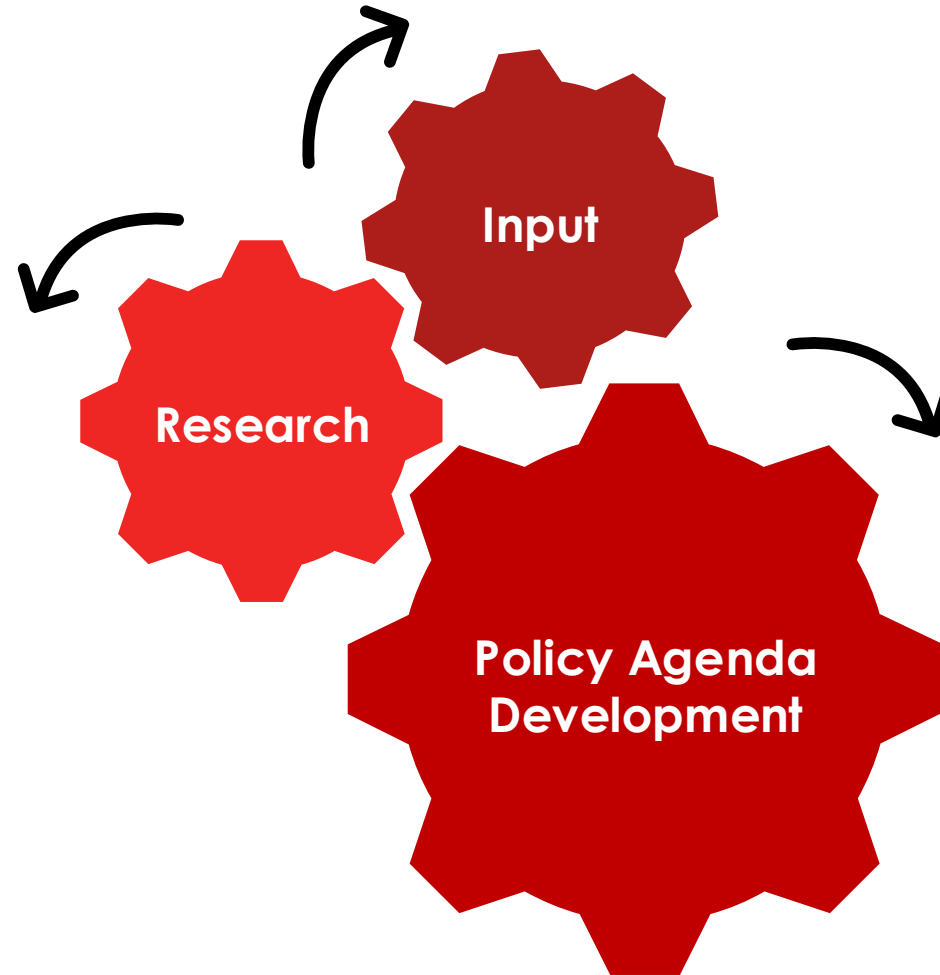
CHILDREN AT RISK IS excited to present findings from the 2024 report, Paving the Way to Quality. This milestone research highlights trends in child care funding across Texas, including updated data on Child Care Deserts and fiscal strategies by Local Workforce Development Boards.

Learn more at
childrenatrisk.org/pavingthewaytoquality

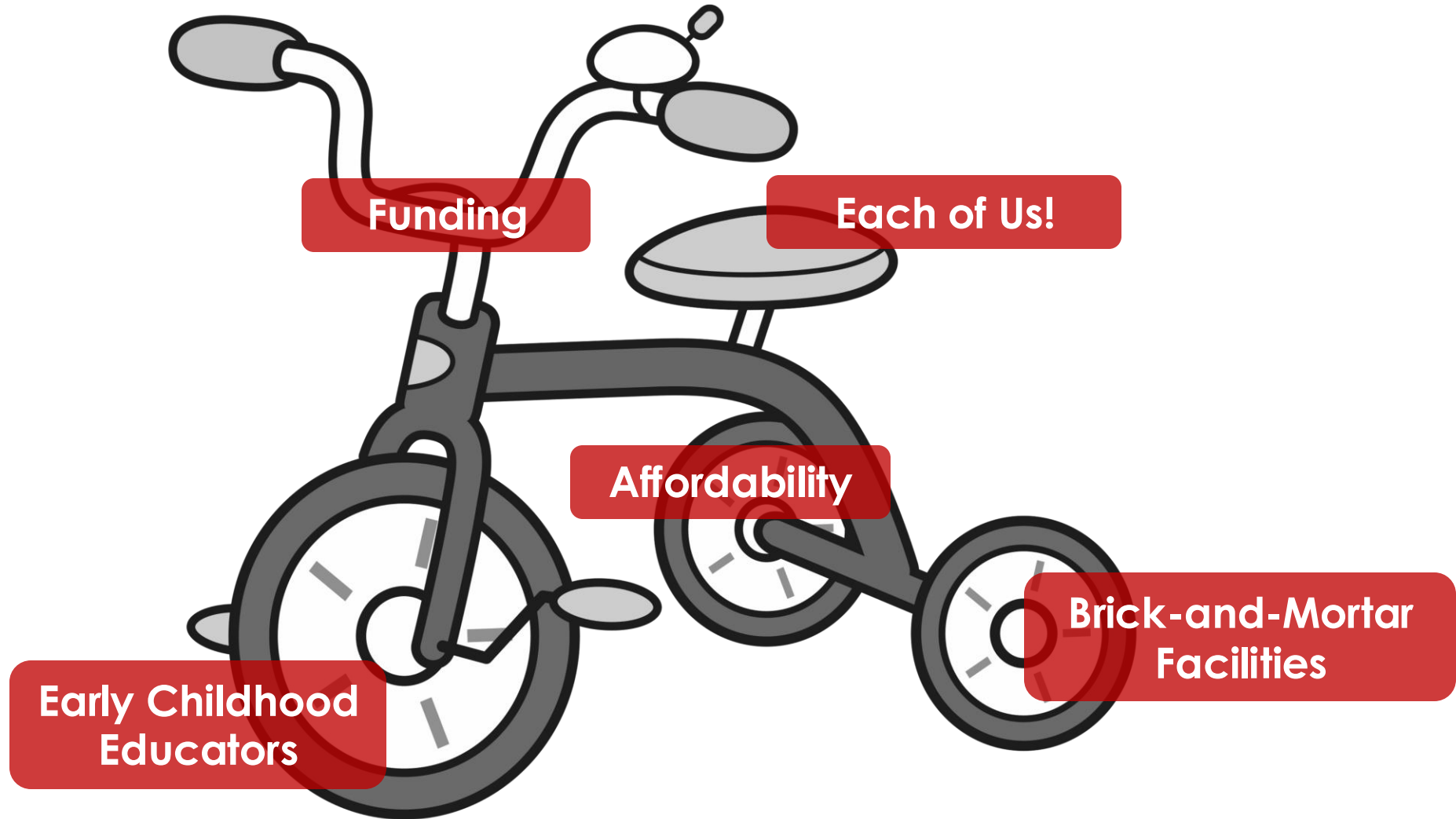


Using Results in Advocacy Work

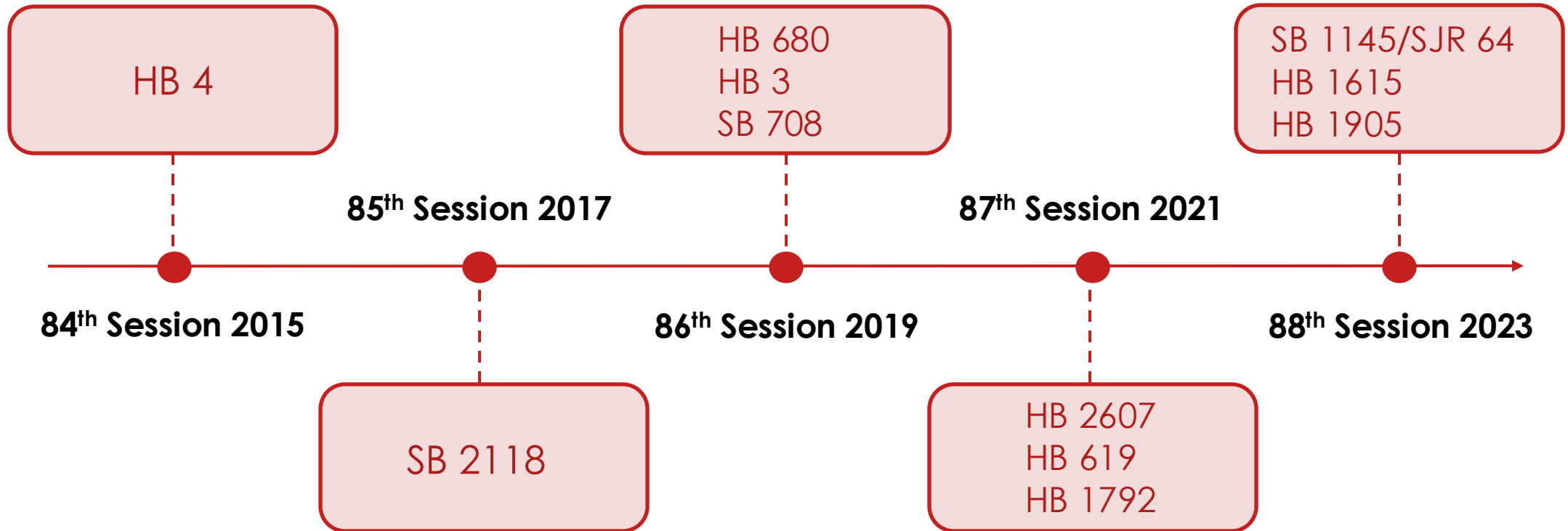
Preparing for Legislative Session




The Trifecta for Success



A Look Back...



Looking Towards the 89th Texas Legislature



Invest in child care through:

- Direct Care of Children
- Reimbursement Rates
- Child Care Supply Funding



Remove patchwork of **local regulatory barriers** that burden Texans who want to open **family child care homes**



Prioritize **income-eligible child care employees** for child care scholarships **for their own children**



Reduce **administrative obstacles** to develop **public-private Pre-K partnerships**



Consider **business tax incentives** for businesses supporting child care for employees

Resources at childrenatrisk.org

PAVING THE WAY TO QUALITY



Learn more at:

childrenatrisk.org/pavingthewaytoquality

LEGISLATIVE DISTRICT ONE-PAGERS



Learn more at:

childrenatrisk.org/legislative-district-ece

SIGN UP FOR ACTION ALERTS



Learn more at:

childrenatrisk.org

Thank You!

Kim Kofron

Senior Director of Education

CHILDREN AT RISK

kkofron@childrenatrisk.org

Lyn Lucas

Associate Director of ECE

CHILDREN AT RISK

llucas@childrenatrisk.org

