A photograph of three young children sitting on a light-colored carpet, looking at a large book. The child on the left is a girl with long dark hair and a yellow hair clip. The child in the middle is a boy with dark hair wearing a blue plaid shirt. The child on the right is a boy with dark curly hair wearing a blue and white striped shirt. The book they are looking at has a colorful illustration of a snowman and some text. The background is slightly blurred, showing other people in a room.

# The State of Early Childhood Education in Texas

Tarrant County/Fort Worth

October 2024 Texas Tour

---

**children**  
**at Risk**

# Our Mission

---



**CHILDREN AT RISK** serves as a catalyst for change to improve the quality of life for children through strategic research, public policy analysis, education, collaboration, and advocacy.

# CHILDREN AT RISK - ECE Team



**Mandi Kimball**  
Chief Government  
Affairs Officer



**Kim Kofron**  
Senior Director  
of Education



**Lyn Lucas**  
Assoc. Director of Early  
Childhood Education



**Susannah Young**  
Senior Assoc. Director  
of PreK-12 Education



**Martha Gonzales**  
Assoc. Director of Early  
Learning Quality Network



**Neomi Fletcher**  
Asst. Director of Early  
Childhood Education



**Jenn Meier**  
Asst. Director, Center for Social  
Measurement and Evaluation

# Prenatal-to-Three Collaborative

HEALTHY BEGINNINGS


SUPPORTED FAMILIES

EARLY CARE & EDUCATION

children atRisk

TexProtects

TEXANS CARE for CHILDREN



SCAN ME

Sign up for the [Texas PN3 Newsletter](#)

# Child Care Property Tax Relief

## Cities Adopted

- City of Austin
- City of Denton
- City of Dallas
- City of Fort Worth
- City of Houston
- City of San Antonio
- City of Arlington
- City of Kyle
- City of Weslaco
- City of Waxahachie
- City of El Paso

## Counties Adopted

- Aransas County
- Dallas County
- Bexar County
- El Paso County
- Hays County
- Travis County
- Harris County
- Andrews County
- Jefferson County
- Knox County
- Miliam County
- Potter County
- Tarrant County
- Medina County

# Child Care Property Tax Relief



How is it going?



What is going well?



Where are the roadblocks?



What else would be helpful?

# Child Care Deserts Data

**1 in 10** children in  
America live in Texas


**2.3M** children under the  
age of 6 live in Texas

**1 in 10** children under  
6 with low-income,  
working parents live  
in a child care desert







# The Texas Early Childhood Ecosystem



**ACCESS** | 44% of all zip codes in Texas qualify as child care deserts for low-income children, meaning that 3x more children live in the zip code than the number of available child care slots. Children deserve equitable access to safe care that supports their health, learning, and development.

**FAMILIES** | In Texas, caring for an infant and toddler can cost 10-50% of many working families' annual earnings. According to federal recommendations, child care should cost no more than 7% of a family's income. Families need affordable care in their communities to be able to participate in the workforce.



**EDUCATORS** | According to the US Department of Treasury, more than half qualify for at least one form of public assistance. Early Childhood Educators deserve a living wage.

# Overall Child Care Deserts

## Texas Overall Child Care Deserts

**1,065,952**

Total Number of Seats

**365**

Overall Desert Zip Codes\*

## Tarrant County Overall Child Care Deserts

**104,280**

Total Number of Seats

**8**

Overall Desert Zip Codes\*

# Subsidy Child Care Deserts

## Texas Subsidy Child Care Deserts

**114,372**

Total Number of Subsidy Seats

**859**

Subsidy Desert Zip Codes\*

## Tarrant County Subsidy Child Care Deserts

**8,473**

Total Number of Subsidy Seats

**58**

Subsidy Desert Zip Codes\*

# TRS Child Care Deserts

## Texas TRS Child Care Deserts

**48,491**

Total Number of TRS Seats

**981**

TRS Desert Zip Codes\*

## Tarrant County TRS Child Care Deserts

**4,668**

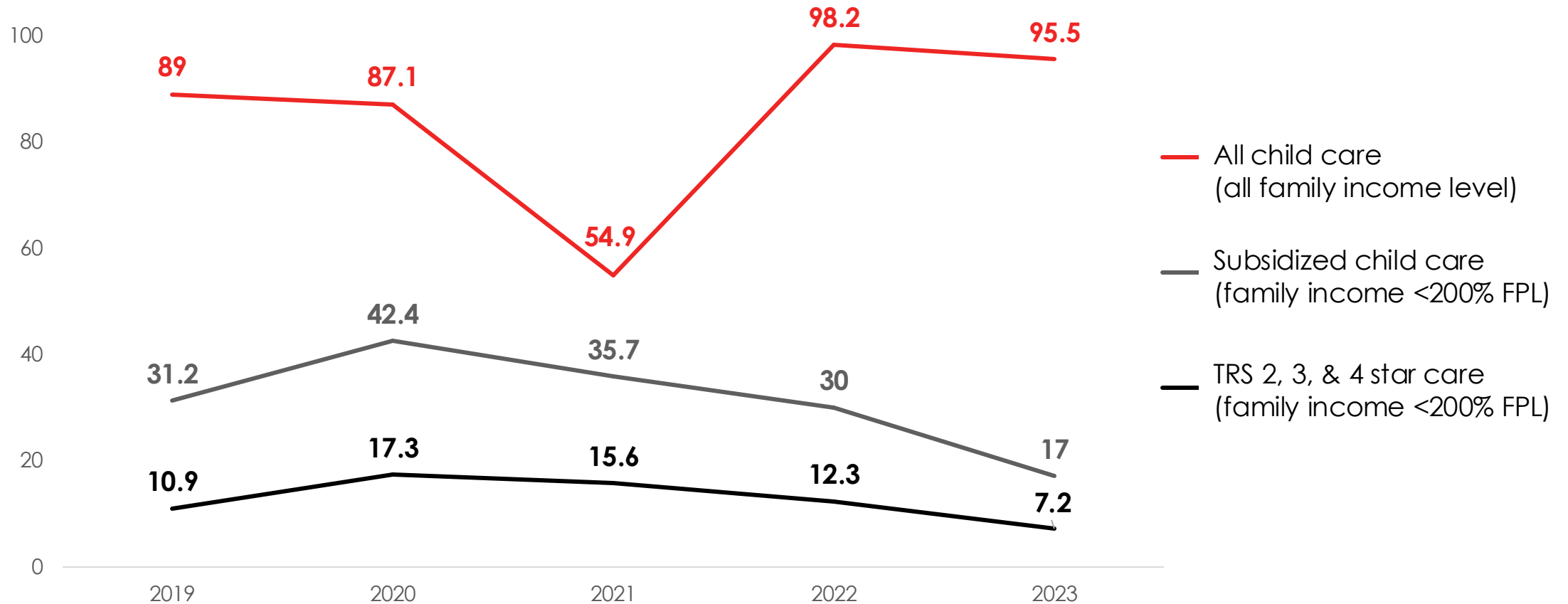
Total Number of TRS Seats

**63**

TRS Desert Zip Codes\*

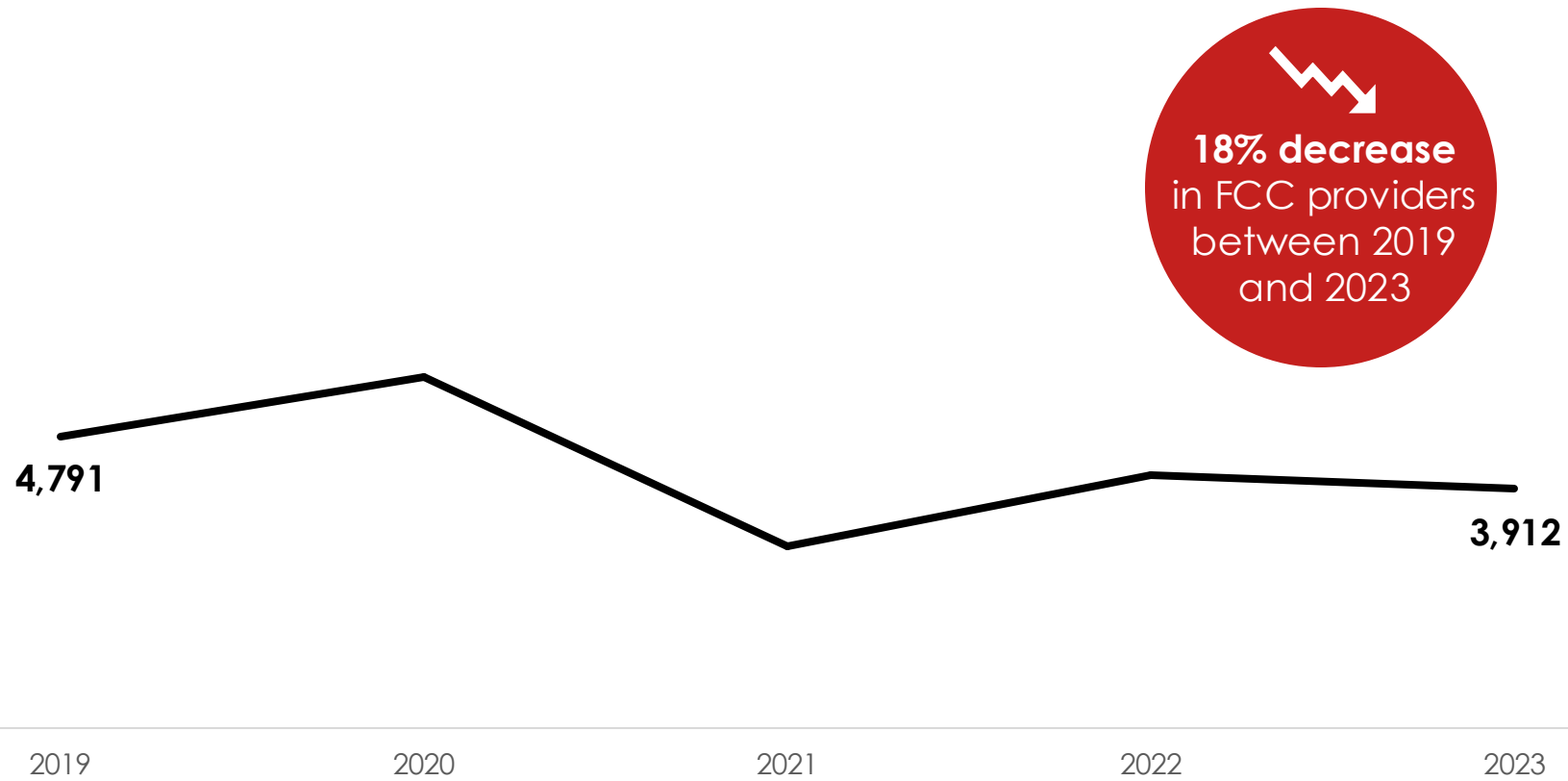
# The Last 5 Years of Child Care Deserts in Texas

## Number of Child Care Seats per 100 Working Families





# Family Child Care Homes

Registered and Licensed Family Child Care Homes, 2019-2023

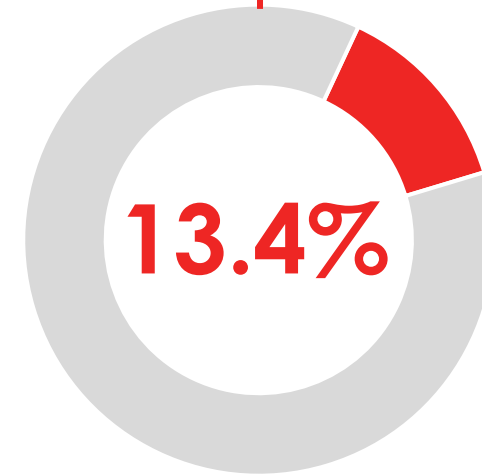


# Number of Children Served with Funding versus Need



 = 10,000 low-income children ages 0-5 with working parents

 = children ages 0-5 served by TWC



Just over **one in ten** low-income children ages 0-5 with working parents **receive subsidies for child care.**

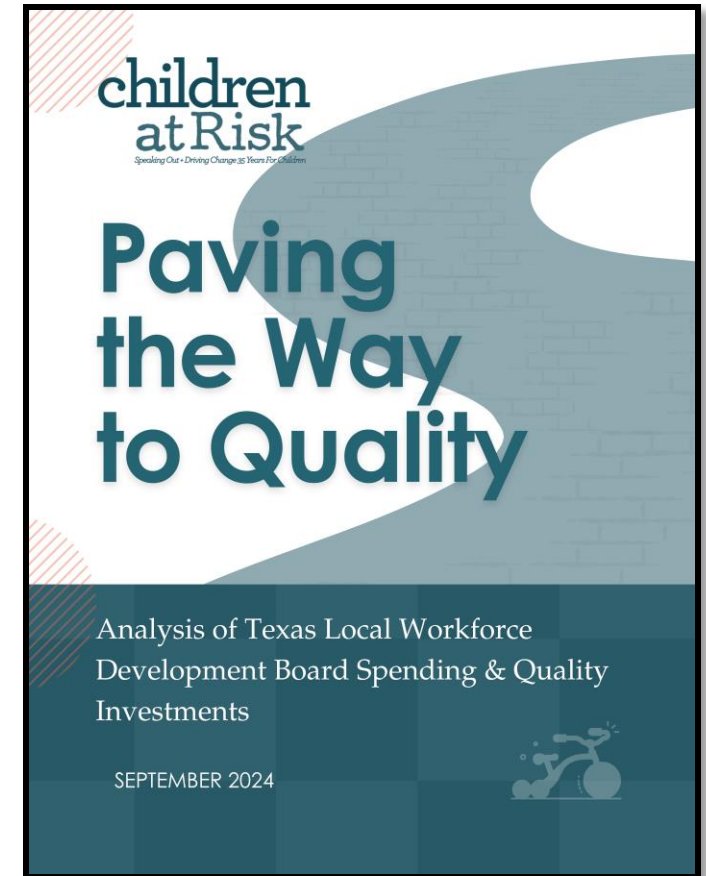
# Child Care Funding Data



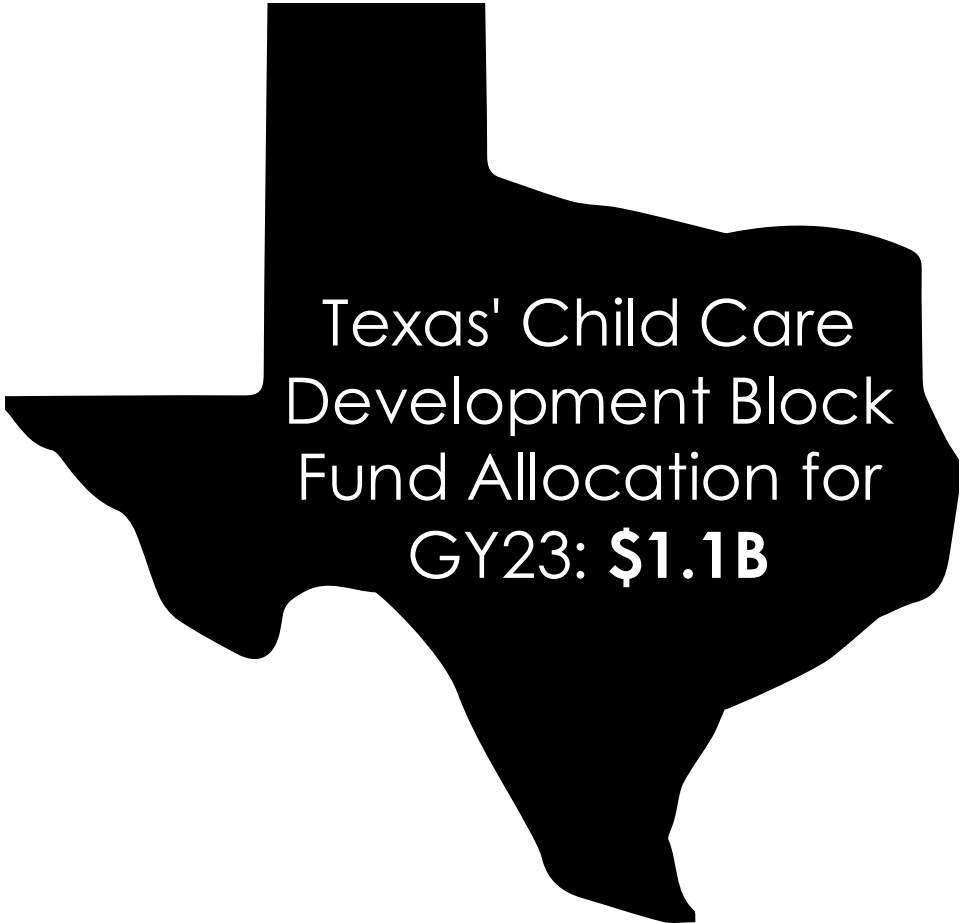
# Paving the Way to Quality

*CHILDREN AT RISK IS excited to present findings from the 2024 report, Paving the Way to Quality. This milestone research highlights trends in child care funding across Texas, including updated data on Child Care Deserts and fiscal strategies by Local Workforce Development Boards.*

**Learn more at**  
[childrenatrisk.org/pavingthewaytoquality](https://childrenatrisk.org/pavingthewaytoquality)



# Child Care Funding



Texas' Child Care  
Development Block  
Fund Allocation for  
GY23: **\$1.1B**

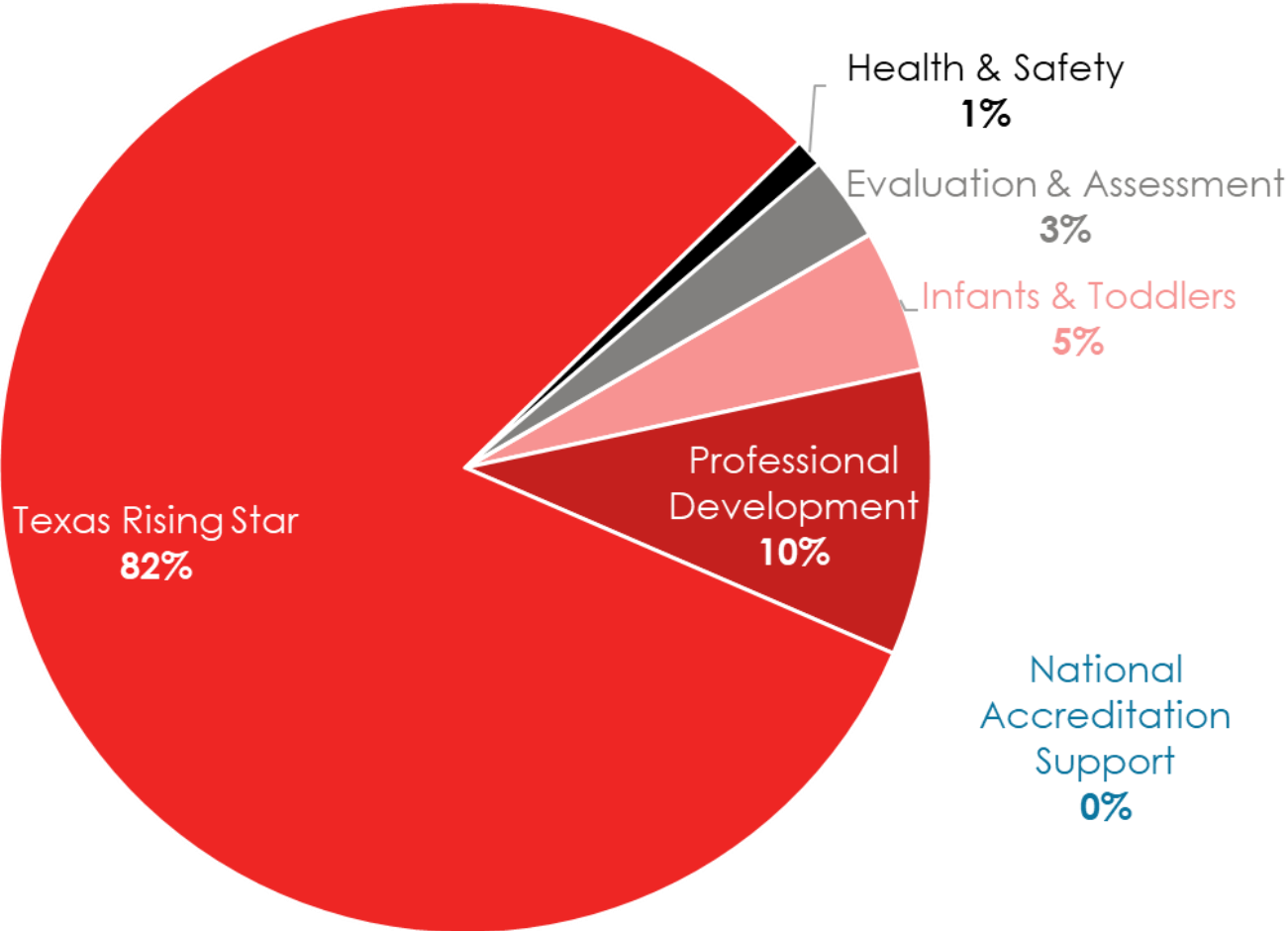
## Federal Rules Require That:

- No less than **70%** of funds can be used for **direct care**;
- No less than **9%** for **quality initiatives**;
- No less than **3%** for **infants & toddlers quality initiatives**; and
- No more than **5%** for **administrative activities**.

## Texas State Match:

- \$34M (3%)

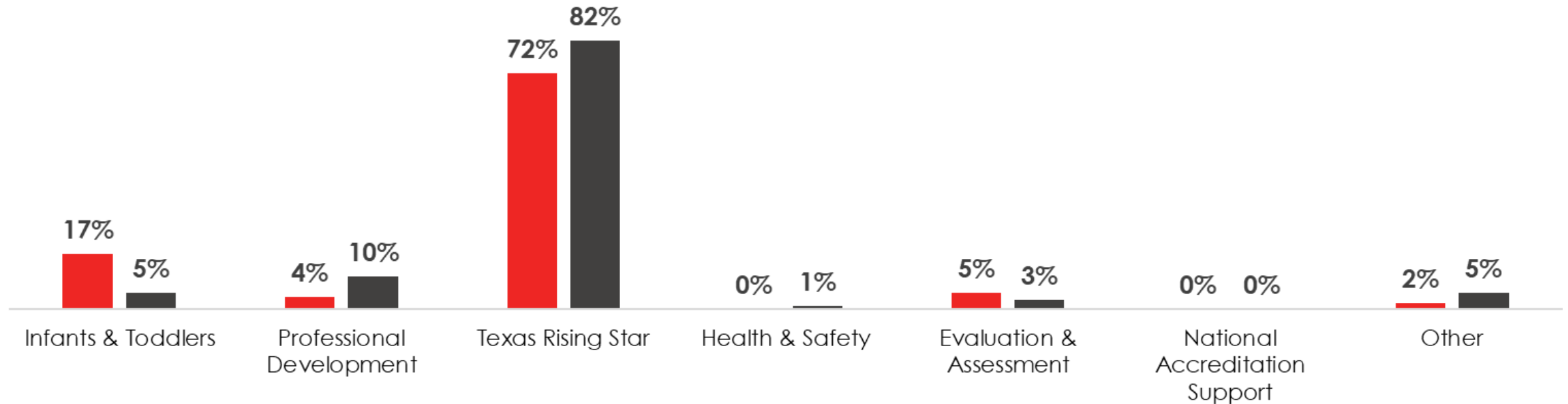
# Statewide Spending of Quality Improvement Dollars



# Tarrant LWDB Spending of Quality Improvement Dollars

Percent of Total Quality Funds Expended by Category

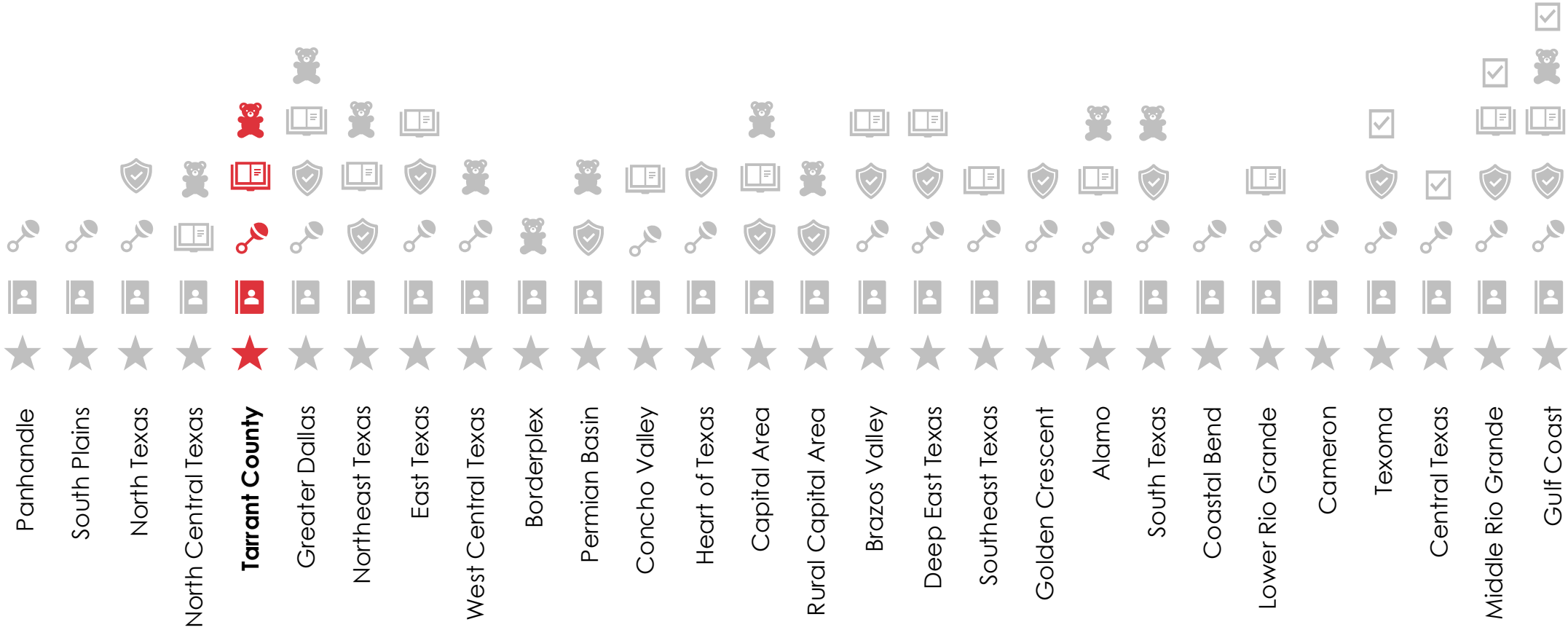
■ Tarrant County ■ Statewide



Out of **\$4,180,036.17** Total Quality Dollars Spent

# Statewide Spending of Quality Improvement Dollars

 TRS Supports    
  Professional Development    
  Infants & Toddlers    
  Health & Safety    
  Evaluation & Assessment    
  Other    
  National Accreditation



# Statewide Spending Allocated to Texas Rising Star Supports



Equipment, Materials & Resources



Curriculum




Outdoor Learning



TRS Mentor Salaries



Family Engagement



# Statewide Spending Allocated to Infants & Toddlers



Curriculum & Materials



Professional Development



Outdoor



Expansion Grants



Infant-Toddler Specialist Network



Evaluation & Assessment



# Statewide Spending Allocated to Professional Development

 Trainings
  Conferences
  CDA Support
  TRS Orientation
  College Scholarships
  Apprenticeships



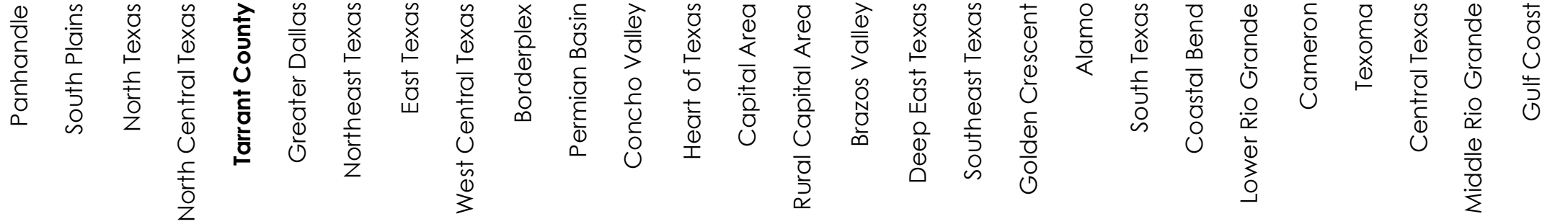


# Statewide Spending Allocated to Other Activities

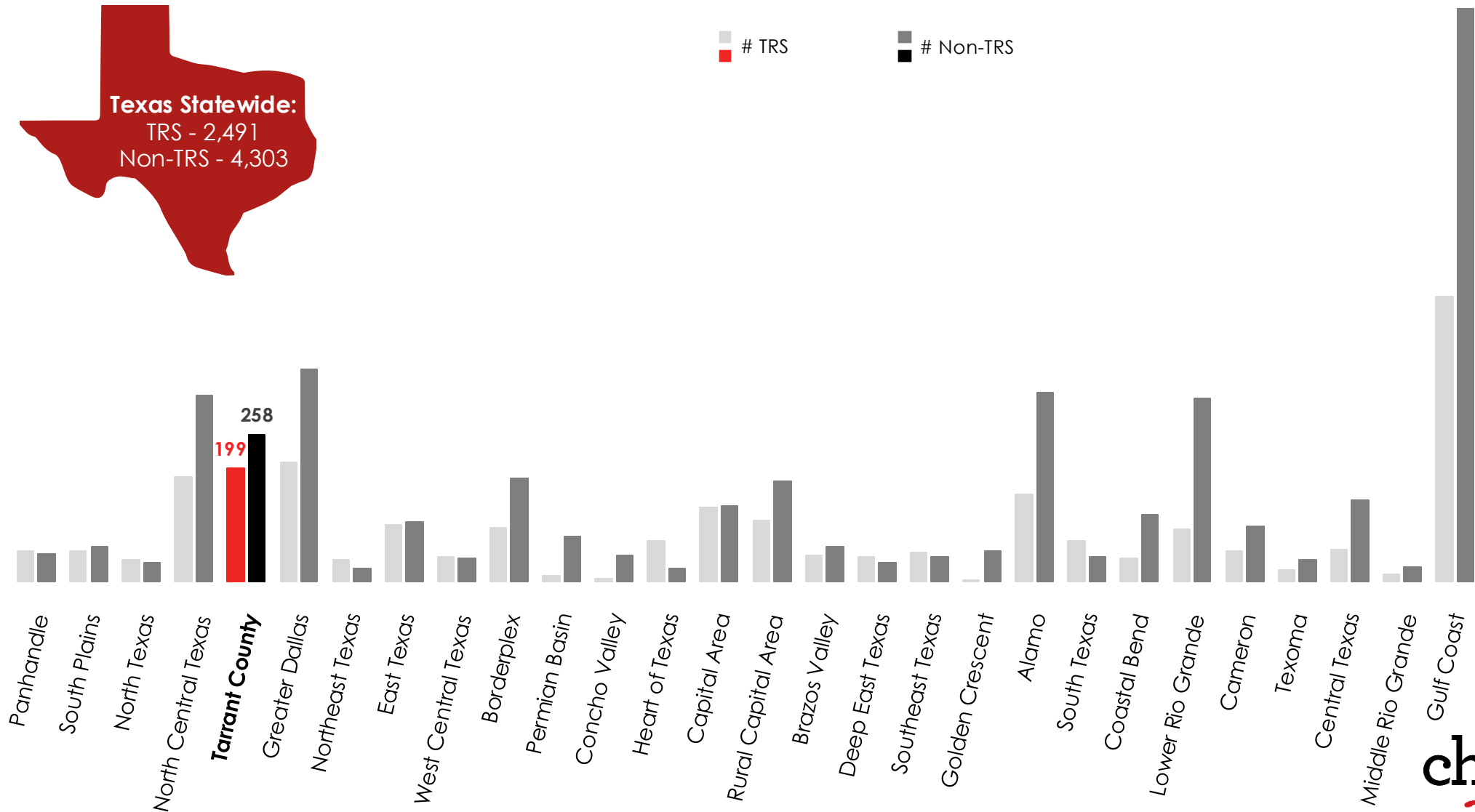
 Wage Supplements

 Pre-K Partnerships

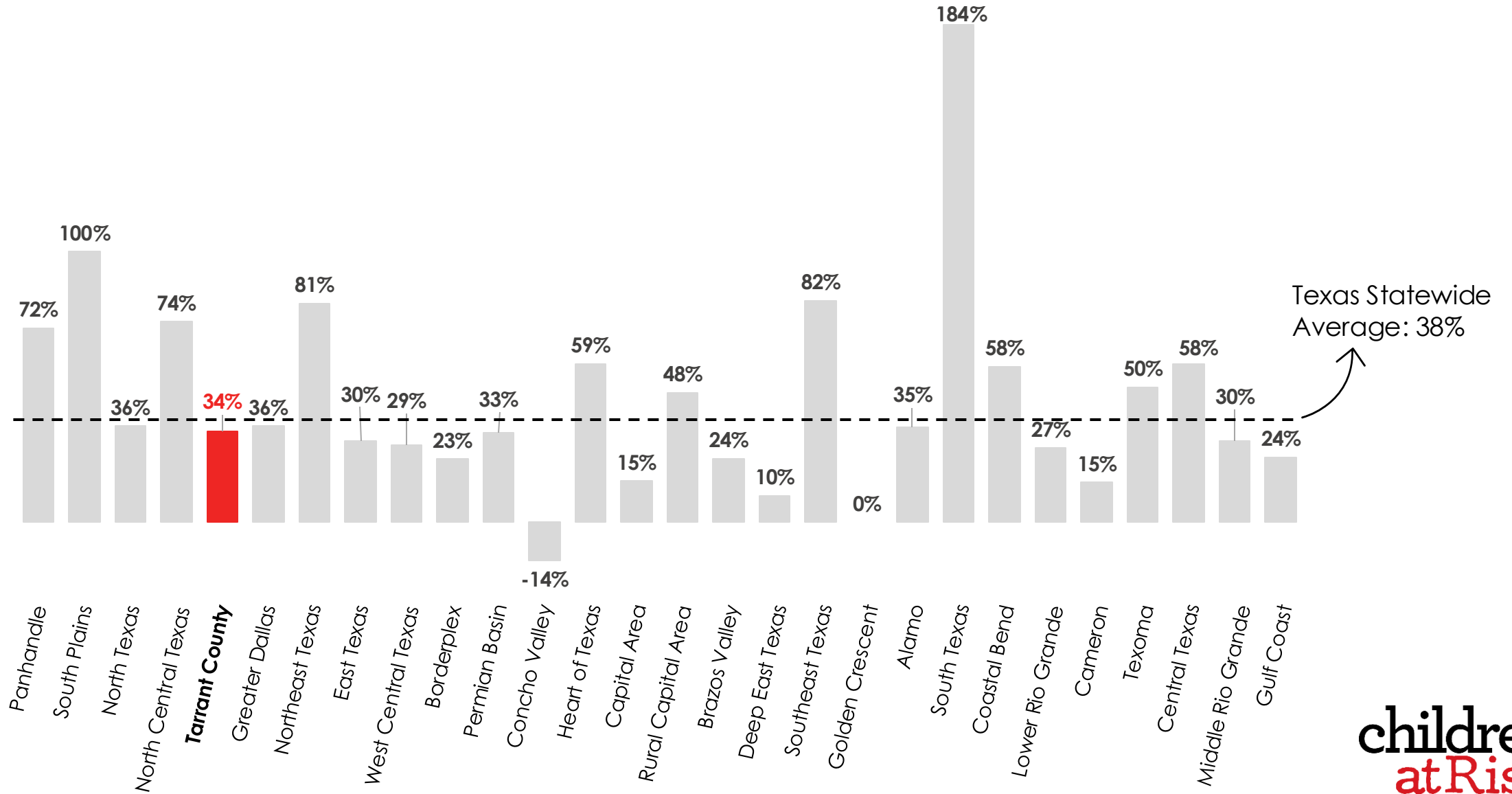
 Child Care Management Services



# TRS versus Non-TRS Subsidy Providers by LWDB



# Percent Change in TRS Participation from 2022 to 2023



# Paving the Way to Quality Recommendations

## Recommendations for Local Communities



- I. Ensure LWDB **funds are utilized effectively** and spent on **quality improvements needed** in their communities.
- II. Consider additional **local incentives** to **increase overall provider participation** in the TRS system.
- III. Focus on **collaboration with non-traditional partners** to address service gaps and better support both center based and family child care providers.

## Recommendations for the Texas Legislature



- I. **Invest** in child care through:
  - Reimbursement rates
  - Additional funding to serve more children (waitlist)
  - Supply Building Grants
- II. Support increase in **Family Child Care** providers

## Recommendations for Texas Workforce Commission

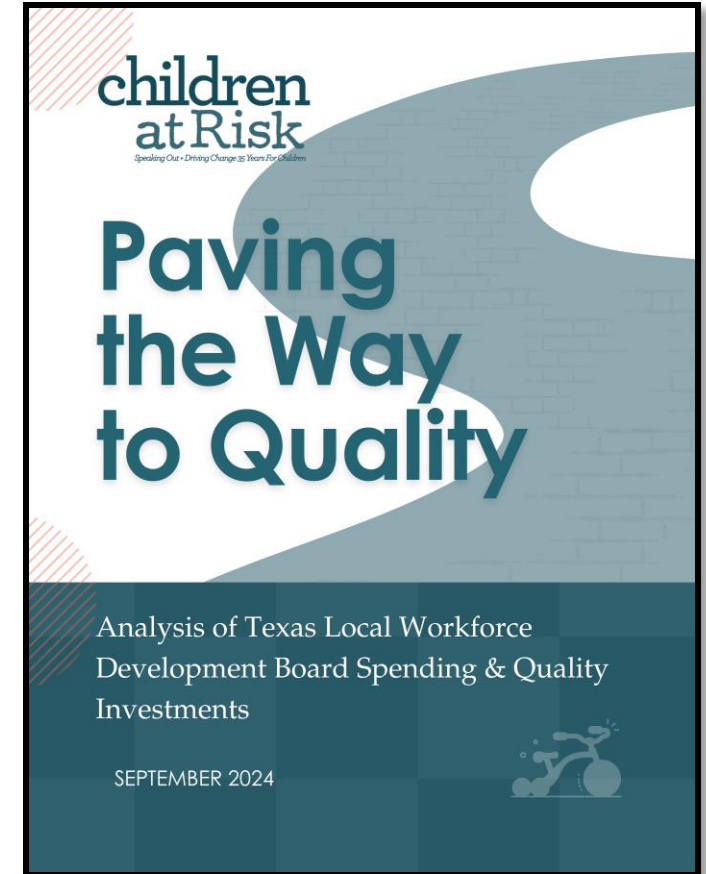


- I. Enhance consistency and transparency by **improving guidelines and resource allocation** for LWDBs.
- II. **Promote statewide collaboration** by encouraging LWDBs to share best practices and work together to improve quality and access.

# Paving the Way to Quality

*CHILDREN AT RISK IS excited to present findings from the 2024 report, Paving the Way to Quality. This milestone research highlights trends in child care funding across Texas, including updated data on Child Care Deserts and fiscal strategies by Local Workforce Development Boards.*

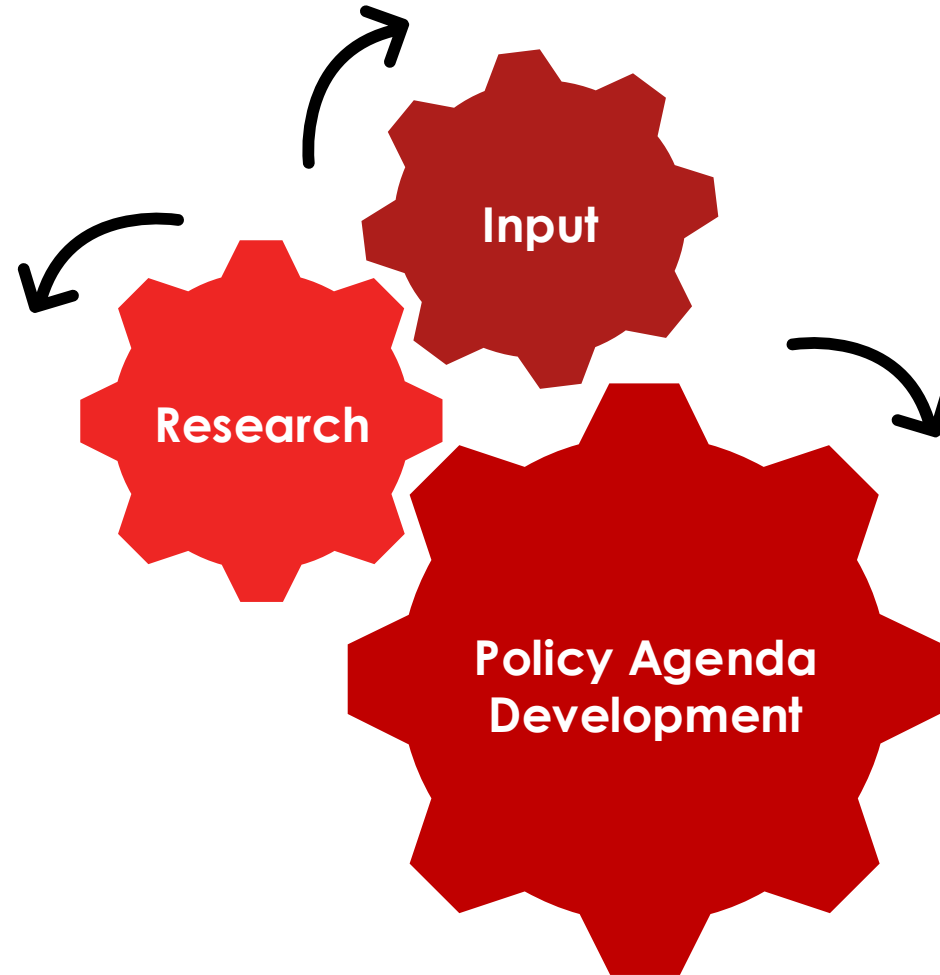
**Learn more at**  
[childrenatrisk.org/pavingthewaytoquality](https://childrenatrisk.org/pavingthewaytoquality)



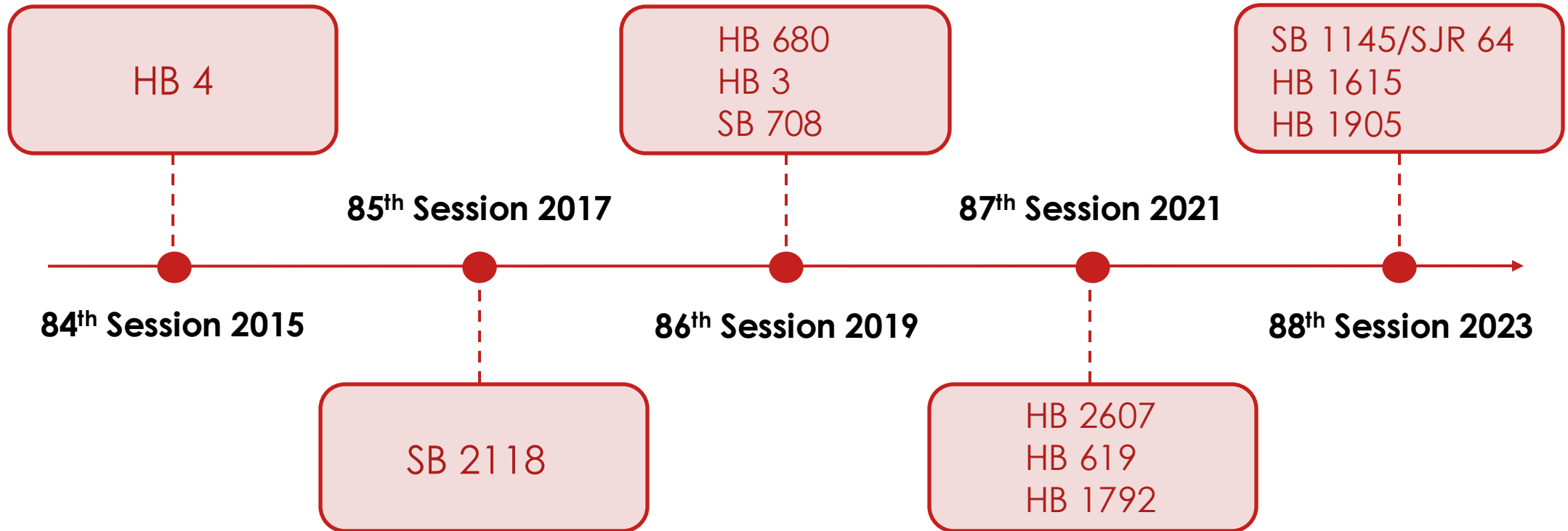
# Using Results in Advocacy Work

# Preparing for Legislative Session

---

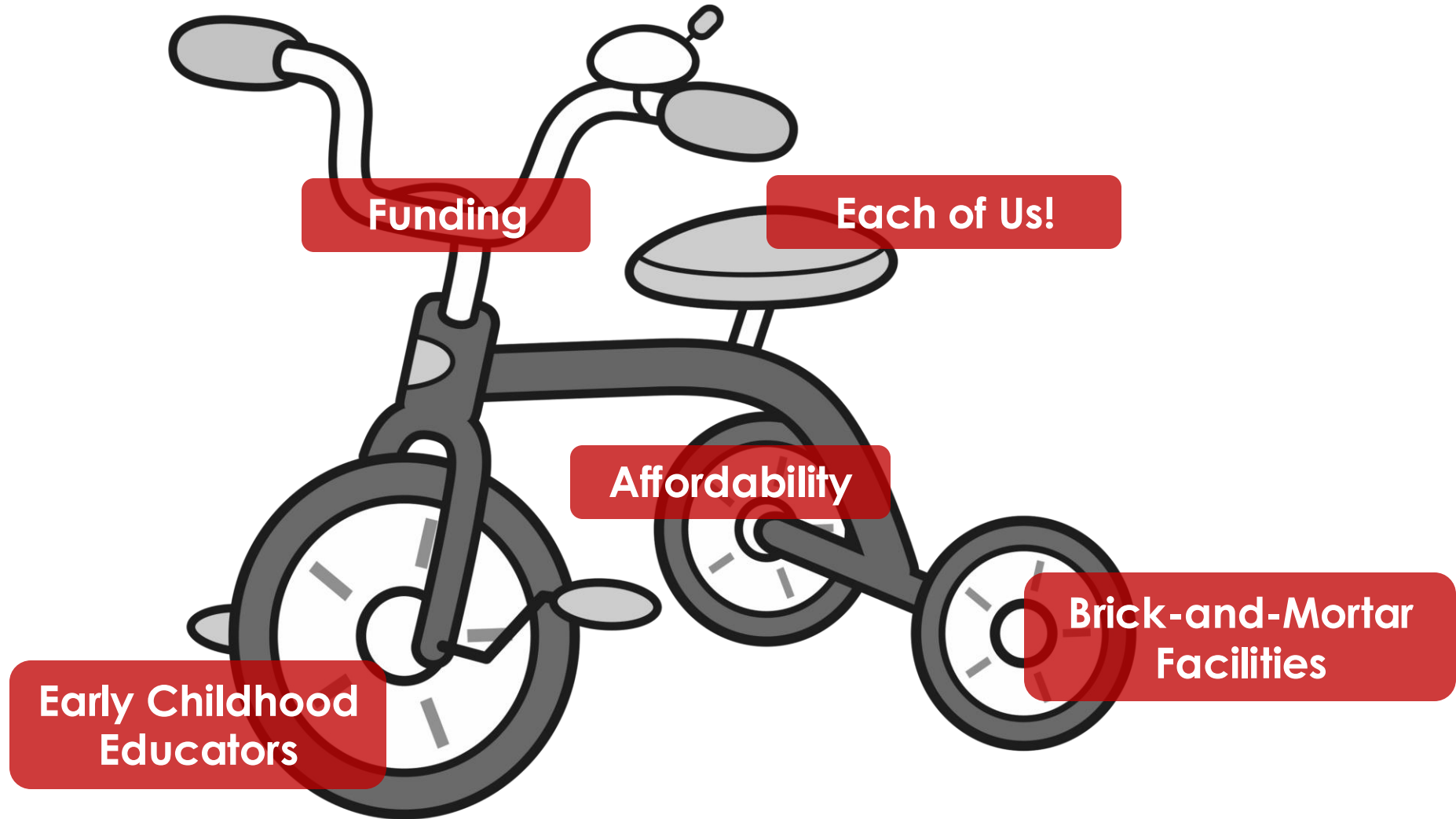


# A Look Back...






# The Trifecta for Success



# Looking Towards the 89<sup>th</sup> Texas Legislature



---

## Invest in child care through:

- Direct Care of Children
- Reimbursement Rates
- Child Care Supply Funding



---

Remove patchwork of **local regulatory barriers** that burden Texans who want to open **family child care homes**



---

Prioritize **income-eligible child care employees** for child care scholarships **for their own children**



---

Reduce **administrative obstacles** to develop **public-private Pre-K partnerships**



---

Consider **business tax incentives** for businesses supporting child care for employees

# Resources at childrenatrisk.org

## PAVING THE WAY TO QUALITY



**Learn more at:**

[childrenatrisk.org/pavingthewaytoquality](https://childrenatrisk.org/pavingthewaytoquality)

## LEGISLATIVE DISTRICT ONE-PAGERS



**Learn more at:**

[childrenatrisk.org/legislative-district-ece](https://childrenatrisk.org/legislative-district-ece)

## SIGN UP FOR ACTION ALERTS



**Learn more at:**

[childrenatrisk.org](https://childrenatrisk.org)

# Thank You!

**Kim Kofron**

Senior Director of Education

CHILDREN AT RISK

[kkofron@childrenatrisk.org](mailto:kkofron@childrenatrisk.org)

**Lyn Lucas**

Associate Director of ECE

CHILDREN AT RISK

[llucas@childrenatrisk.org](mailto:llucas@childrenatrisk.org)

**children**  
**atRisk**

