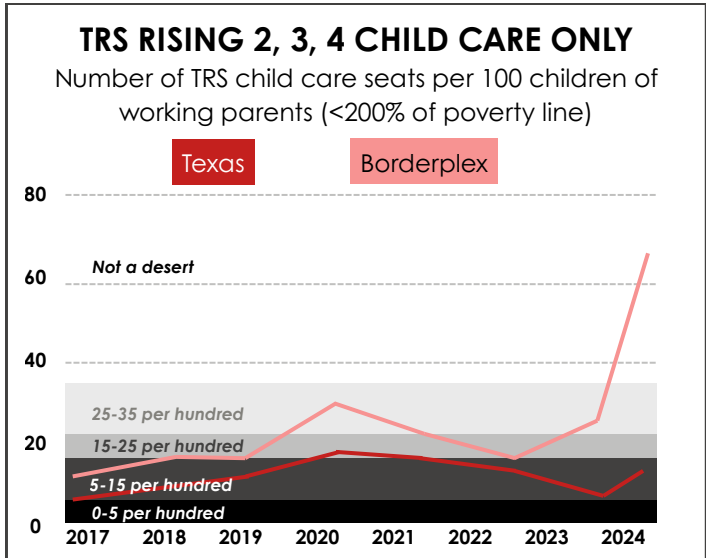
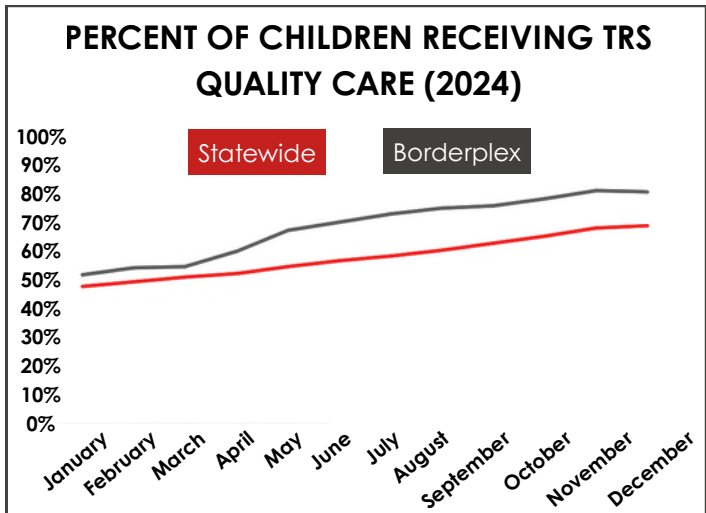


## EL PASO BORDERPLEX LWDB



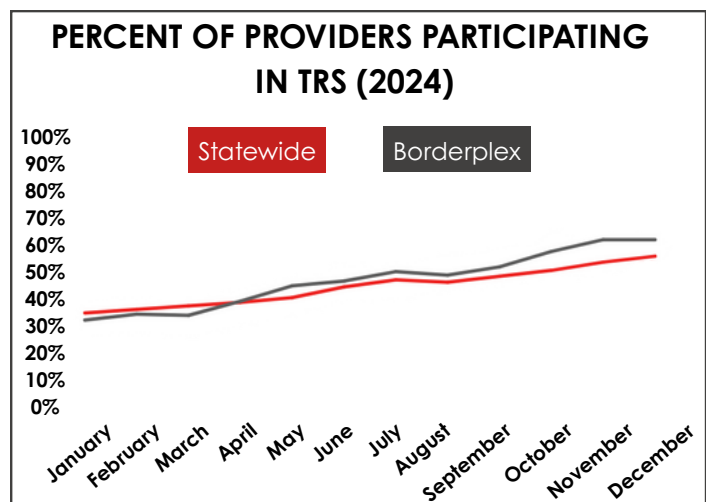
### # OF TRS PROGRAMS BY TRS RATING BORDERPLEX LWDB

	2024	2023
TRS 4	83	80
TRS 3	50	15
TRS 2	8	0



### TRS CHILD CARE DESERTS TEXAS VS. BORDERPLEX LWDB

TEXAS TRS CHILD CARE DESERTS	BORDERPLEX TRS CHILD CARE DESERTS
84,132 Total # of TRS Seats ↑	5,945 Total # of TRS Seats ↑
850 TRS Desert Zip Codes ↓	11 TRS Desert Zip Codes ↓



### CHRONIC CHILD CARE DESERTS

ZIP CODES WHERE THE NUMBER OF CHILDREN UNDER 5 WITH WORKING PARENTS IS 3X THE AMOUNT OF CHILD CARE SEATS AVAILABLE IN THE ZIP CODE FOR THREE CONSECUTIVE YEARS.

BORDERPLEX OVERALL CHILD CARE DESERTS	BORDERPLEX CHRONIC CHILD CARE DESERTS
16 Overall Desert Zip Codes	6 Overall Chronic Desert Zip Codes
34% Of Eligible Zip Codes	13% of Eligible Zip Codes

## WHAT'S NEXT? INTERIM ADVOCACY OPPORTUNITIES

### GET INVOLVED & ADVOCATE FOR TEXAS CHILD CARE

#### TEXAS SUNSET REVIEW ADVISORY COMMISSION

TWC HHSC DFPS DSHS

#### QUAD AGENCY CHILD CARE INITIATIVE COMMISSION

TWC HHSC DFPS TEA

#### GOVERNOR'S TASKFORCE ON GOVERNANCE OF EARLY CHILDHOOD EDUCATION & CARE

TWC HHSC TEA DSHS

#### REGULAR INTERIM CHARGES

TWC HHSC TEA DSHS DPFS Dept of Ag

### STAY IN TOUCH



Scan the QR code to sign up for the post-event recap, and/or get a text alert when C@R's next LWDB Analysis is published!

### TEXAS CHILD CARE GOVERNANCE STRUCTURE

#### HEALTH & HUMAN SERVICES COMMISSION

- Child Care Regulations
- Family Support Services
- 211
- Early Childhood Intervention
- Texas Thriving Families
- Medicaid & CHIP
- SNAP

#### TEXAS WORKFORCE COMMISSION

- Child Care Services
- Child Care Subsidies
- Texas Rising Star (QRIS)

#### DEPARTMENT OF FAMILY & PROTECTIVE SERVICES

- Child Abuse and Neglect Statewide Intake
- Foster Care
- Kinship Care

#### TEXAS EDUCATION AGENCY

- Pre-K
- Special Education Services

#### DEPARTMENT OF STATE HEALTH SERVICES

- Maternal & Child Health
- Help Me Grow

#### DEPARTMENT OF AGRICULTURE

- CACFP (Child and Adult Care Food Program)