

Building Brains & Economies:

Quality Child Care as an Engine for
Economic Development in a 21st Century Texas

children
atRisk

Critical Child Care Programs in Texas

Subsidized Child Care in Texas

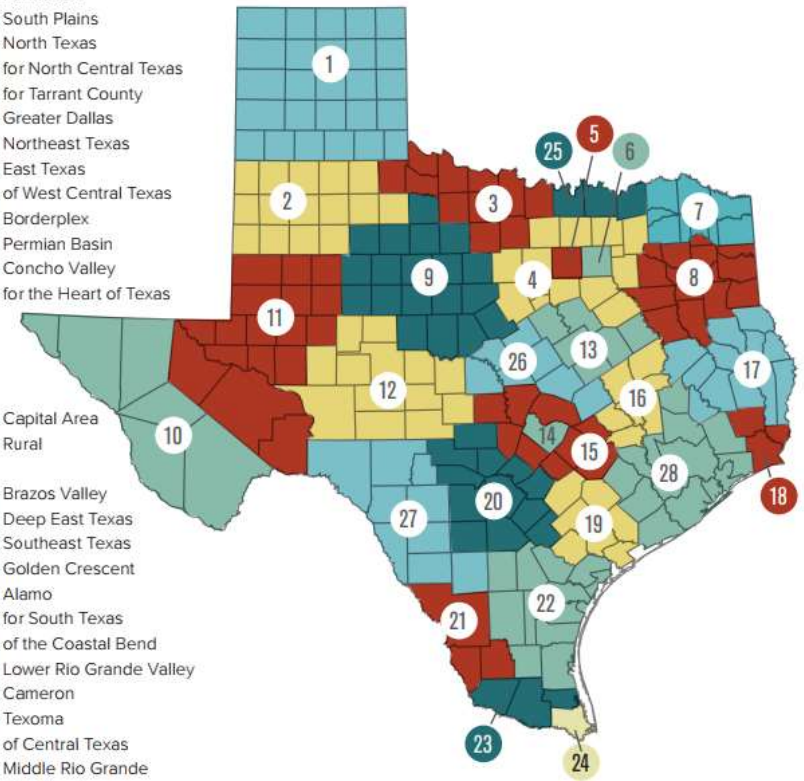
Funding from federal Child Care and Development Fund (CCDF)

Subsidies administered by Texas Workforce Commission (TWC) through local workforce boards

Licensed centers, licensed homes, and registered homes eligible to receive subsidies

Map of Local Workforce Development Boards (Local Boards)

1. Workforce Solutions Panhandle
2. Workforce Solutions South Plains
3. Workforce Solutions North Texas
4. Workforce Solutions for North Central Texas
5. Workforce Solutions for Tarrant County
6. Workforce Solutions Greater Dallas
7. Workforce Solutions Northeast Texas
8. Workforce Solutions East Texas
9. Workforce Solutions of West Central Texas
10. Workforce Solutions Borderplex
11. Workforce Solutions Permian Basin
12. Workforce Solutions Concho Valley
13. Workforce Solutions for the Heart of Texas
14. Workforce Solutions Capital Area
15. Workforce Solutions Rural Capital Area
16. Workforce Solutions Brazos Valley
17. Workforce Solutions Deep East Texas
18. Workforce Solutions Southeast Texas
19. Workforce Solutions Golden Crescent
20. Workforce Solutions Alamo
21. Workforce Solutions for South Texas
22. Workforce Solutions of the Coastal Bend
23. Workforce Solutions Lower Rio Grande Valley
24. Workforce Solutions Cameron
25. Workforce Solutions Texoma
26. Workforce Solutions of Central Texas
27. Workforce Solutions Middle Rio Grande
28. Workforce Solutions Gulf Coast



Source: Texas Workforce Commission. (2016). *Workforce development boards' websites*. Retrieved from <http://www.twc.state.tx.us/partners/workforce-development-boards-websites>



2-star level is **barely above basic licensing**, and providers only need meet certain **“met/not met” criteria**.



To be 3-star certified, providers must meet all 2-star criteria, and receive **60-79% of points in 5 categories**.



To be 4-star certified, providers must meet all 2-star criteria, and receive **80%+ of points in 5 categories**.

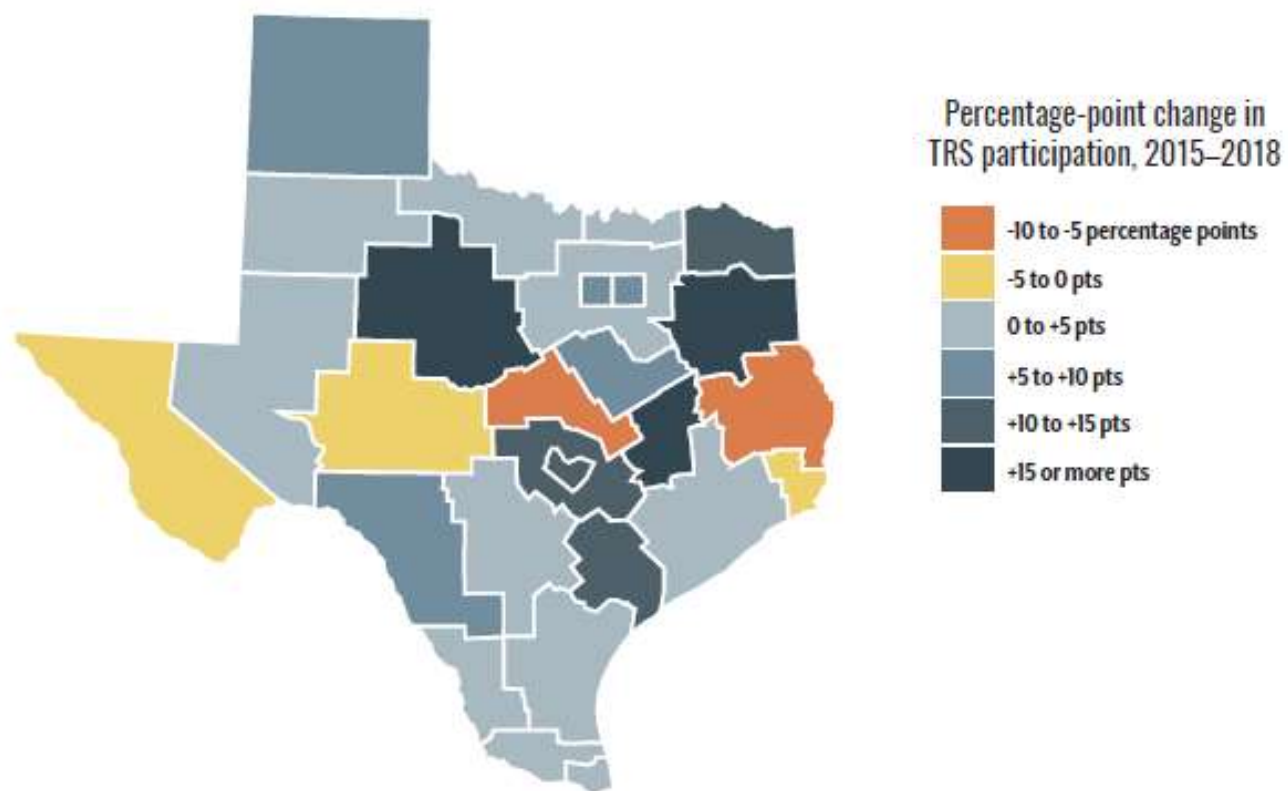
Rating Category	2-Star Level	3- and 4-Star Level
1: Director/Staff Qualifications & Training	+	++
2: Caregiver-Child Interactions		++
3: Curriculum		++
4: Nutrition & Indoor/Outdoor Activities	+	++
5: Parent Involvement & Education	+	++

Texas Rising Star (TRS) is our state’s only **Quality Rating and Improvement System (QRIS)** for early childhood programs, but is currently open only to child care providers accepting subsidies.

Texas Rising Star Participation has only grown 3% statewide in the past 3 years.

Texas Rising Star Participation Rose in Some Board Regions, Fell in Others

Statewide from 2015 to 2018, % of child care providers in TRS increased 3 percentage points, from 14% to 17%



Child Care Program & Initiatives

Courtney Arbour
Interim Deputy Director
Workforce Solutions
Texas Workforce Commission



Child Care in Texas



2018	
Kids Per Day Receiving Subsidized Care	107,350
# TX Providers	14,861
# Subsidy Providers	7,466
# TRS Providers	1,370
Child Care Capacity (per DFPS licensing)	1,127,645



Additional Federal Funding

Minimum Expenditures	Total Available = \$229.9 million
Direct Care (70%*)	\$135.2 million
Quality (8%)	\$18.4 million
Infant & Toddler Quality (3%)	\$6.9 million

*70% of the amount remaining after setting aside funds for quality and administration



Unique opportunity to...

- Provide care for more children
- Provide subsidies at a rate more comparable to market rate
- Expand the availability of high-quality child care programs
- Build on our strong public-private partnerships with pre-kindergarten programs
- Implement programs that will better support children's development, including infants & toddlers
- Support programs that promote early learning, and support the future success of school ready kids



Quality Improvement Initiatives

- Pre K Partnerships- Continued Collaboration with TEA
 - Increased options for Families seeking PreK services
 - Districts/Charters increase capacity, more 3 and 4 year olds served
 - Opens new funding streams for private providers
 - Eases transition from PreK to Kinder
- Enhancing Quality and School Readiness
 - TRS Mentor/ Assessor Expansion
 - LWDA Quality Improvement
- Hurricane Harvey Response
- Support for Child Care Businesses



Quality Improvement Initiatives

- System Enhancements, such as:
 - Early Childhood Education Data System
 - IT/Automation Enhancements
- Collaborative Opportunities to Improve Texas Rising Star
 - Collaborative Matching Grants
 - Infant & Toddler Collaborative Matching Grants

Building Brains & Economies:

Quality Child Care as an Engine for
Economic Development in a 21st Century Texas

children
atRisk

Quality child care during the period of critical brain development lays the foundation for future learning.



Newborn



1 Month



9 Months



2 Years

Children form **1 million neural connections** each second during the first few years of life.

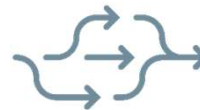
Quality ECE programs help children develop...




Working memory, to store and recall information.



Impulse control, to resist temptation and think before acting.



Cognitive flexibility, to adjust to new demands or priorities.



Higher **early academic** indicators



Lower rates of **special ed. placements**



Higher **high school graduation** rates



Fewer **externalizing behaviors** as youth

Research shows that children enrolled in high-quality early education programs **experience benefits into adolescence and beyond.**

Texas Tour Snapshot

County	Children Under 5	3 rd Graders Meeting STAAR Reading	High School Graduation Rate
Bexar	141,168	39%	80%
Cameron	35,378	43%	84%
Dallas	197,231	40%	83%
El Paso	64,781	44%	80%
Harris	356,983	42%	81%
Hidalgo	80,255	41%	83%
Lubbock	20,776	42%	83%
Potter	9,688	41%	77%
Randall	8,733	54%	87%
Tarrant	145,992	45%	82%
Travis	78,992	50%	83%
Texas	2,031,625	44%	83%

30%


of **native-born Texas adults**
have an Associate's
Degree or higher

46%

of **Texas adults born in other
states** have an Associate's
Degree or higher

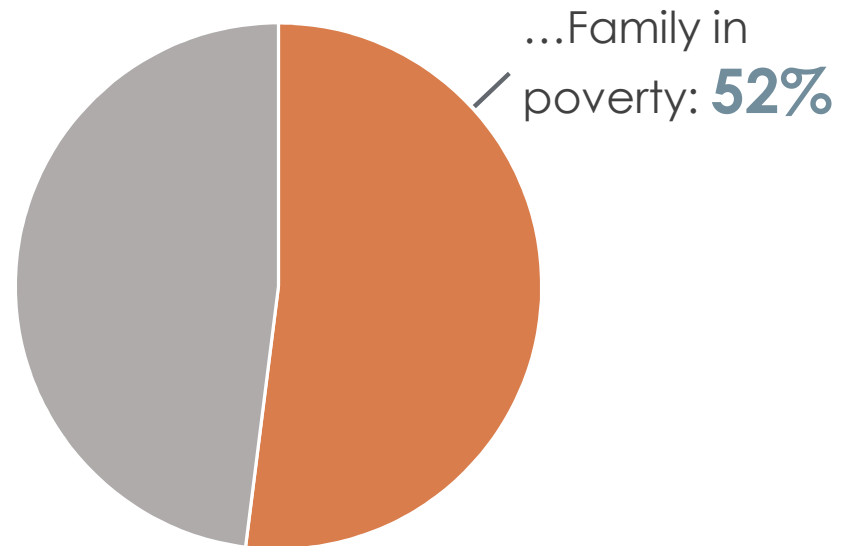
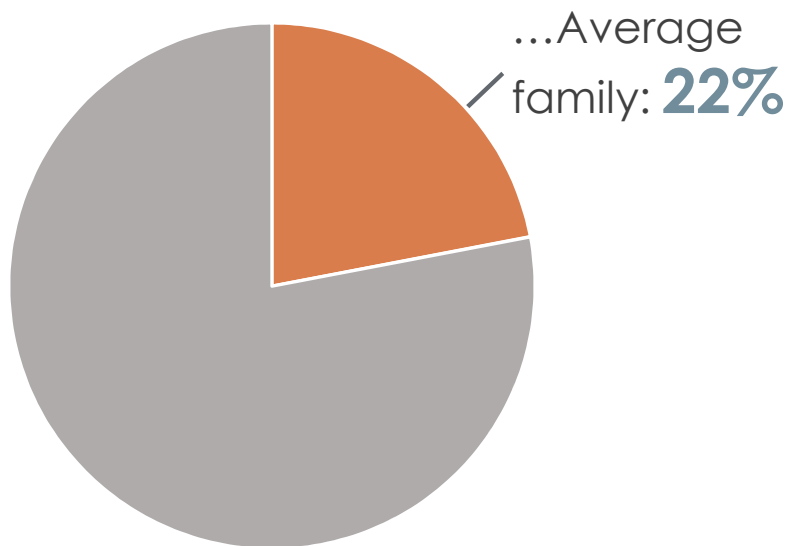
“One of the only things holding Texas back is the **education rate among its labor supply.**” – *Forbes*, 2017

Quality early childhood education supports the
workforce of tomorrow and today.



High costs put child care out of reach for many Texas families.

Portion of income going to child care, for...



A family of 4 with **one infant and one toddler** can expect to pay much more for child care than the federally recommended **7%** of annual income.

“A financially secure Texas depends on financially successful women.”
-Texas Comptroller Glenn Hegar



95% of men living with children under 5 in Texas participate in the workforce.



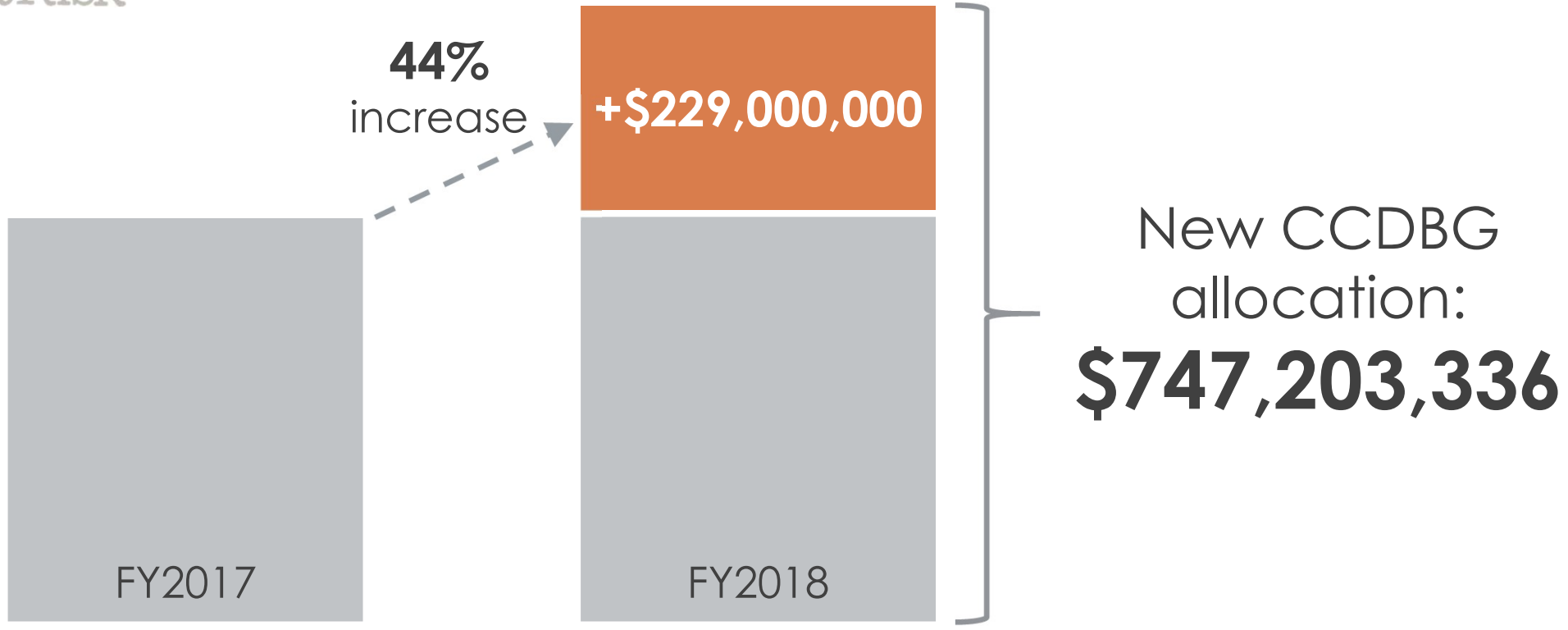
Compared to only **61%** of women with young children.

70% of non-working middle-skill workers in the DFW region cite **child care as a top 5 reason** for not participating in the workforce.



American businesses lose about **\$4.4 billion** every year due to child care breakdowns.

How can Texas build an
**early childhood education
system** to support children
and grow its economy?



With this new funding, Texas has a **unique opportunity** to expand access to quality child care.

Momentum is building in Texas toward improving child care quality.

Strong leadership
from TWC

Higher participation in TRS: **\$3.7 million** new quality dollars

More access to subsidy care: **28,000 more kids per day** in Texas

Working toward a **more qualified** ECE workforce

Greater coordination for **school readiness**

Diverse delivery
system



Ensuring Success for all Texas Families



Goal 1:

Increase the number of TRS-certified child care providers.



Goal 2:

Build a path toward school readiness.




Goal 3:

Adequately train and compensate child care teachers.



Goal 4:

Know the true cost of providing child care and reimburse accordingly.



Goal 5:

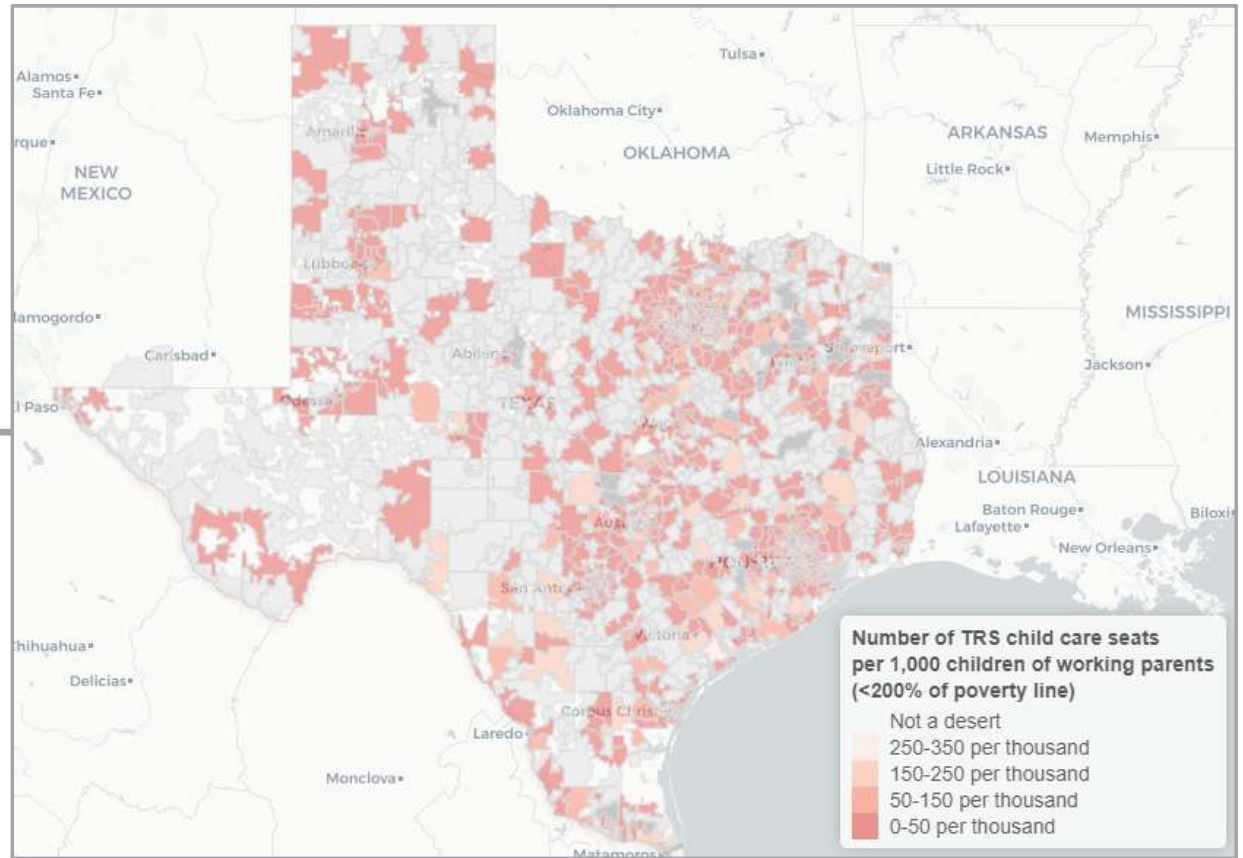
Make child care businesses more sustainable.

These goals can put Texas on the path toward **empowering its current and future workforce.**

Goal 1: Increase the Number of TRS-Certified Child Care Providers

74% of eligible children* in Texas live in a subsidized child care desert.

95% live in a TRS desert.

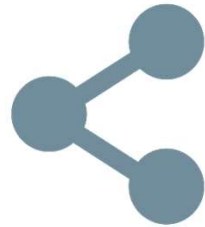


*Children under 6 with low-income, working parents

Goal 1 Strategies and Recommendations



Set **clear goals** around TRS growth.



Share **best practices.**



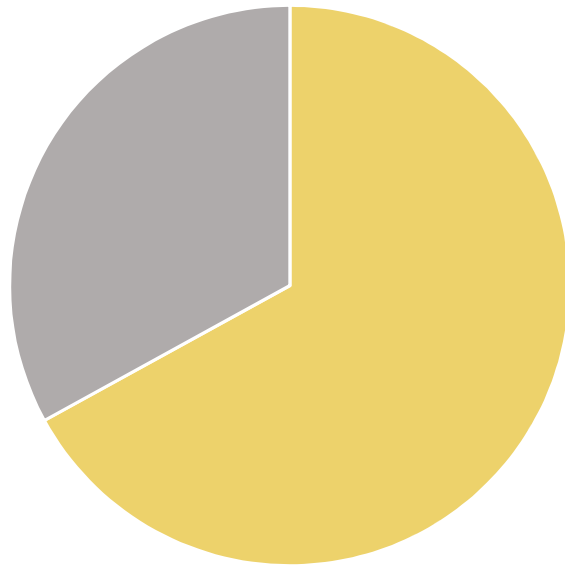
Improve **coordination** with Child Care Licensing.



Increase **quality standards,** eventually.

These steps can help Texas **increase access to affordable, quality child care** for families in need.

Goal 2: Build a Path Toward School-Readiness

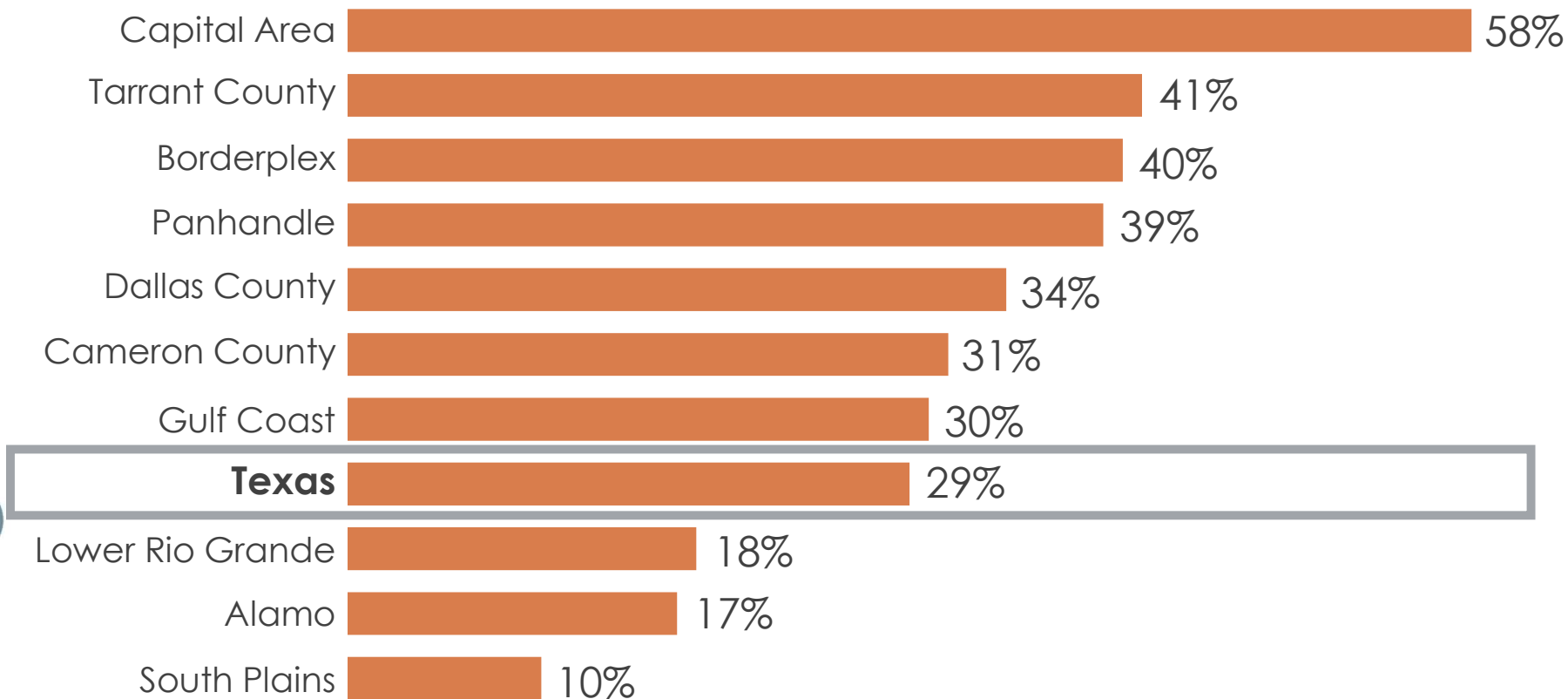


67% of low-income Texas
3rd graders **did NOT meet**
STAAR reading standards

3rd graders living in poverty who fall behind are
13x less likely to graduate high school

From **birth to age 3**, most children are not in TRS care.

Percent of Infants and Toddlers in Subsidy Enrolled at TRS-certified Providers



Goal 2 Strategies and Recommendations



Connect publicly-funded **data systems**.



Expand **pre-k/child care partnerships**.



Allow child care **contract agreements**.



Enroll at **infants and toddlers** in TRS4 care.

These steps can help Texas **ensure all children are school-ready** and on the path to academic success.

Goal 3: Adequately Train & Compensate Child Care Teachers




Child care workers with college degrees earn **\$22,000 per year**

Public Pre-K teachers earn **\$52,000 per year**

Goal 3 Strategies and Recommendations



Offer
scholarships
with **wage**
supplements.



Coordinate
investments
in the
workforce.



Meaningful
Professional
Development
and
Articulation.



Improve
and fund the
Texas
Workforce
Registry.

These steps can help make sure Texas has a **qualified and appropriately compensated** ECE workforce.

Goal 4: Know the Cost of Providing Quality Child Care and Reimburse Accordingly

Child care providers in Texas **lose about \$700** each year per toddler they enroll in subsidy, compared to private pay families.

Goal 4 Strategies and Recommendations



Conduct a
**cost of
quality study.**



Set
**reimbursement
rates
according to
findings.**

These steps will provide child care providers the **sustainable resources** they need to provide quality care.

Goal 5: Make Child Care Businesses More Sustainable

National experts find that child care providers must serve **100+ children** to be quality *and* financially viable.

50% of Texas child care centers are licensed to serve **90 or fewer children.**

Goal 5 Strategies and Recommendations



Provide **business, pedagogy,** and **quality** training.



Support **shared services** models.



Offer **business resources** and **coaching**.

These steps can help make sure Texas has a **qualified and appropriately compensated** ECE workforce.

Contact us and follow us on social media!

Shay Everitt

Director, Early Childhood
Education Initiatives

✉ severitt@childrenatrisk.org

🐦 [@shayeveritt](https://twitter.com/shayeveritt)

Patrick Gill

Assistant Director, Center for Social
Measurement & Evaluation

✉ pgill@childrenatrisk.org

🐦 [@p_gill21](https://twitter.com/p_gill21)

CHILDREN AT RISK

www.childrenatrisk.org/ece

www.childrenatrisk.org/childcaresdeserts

🐦 [@childrenatrisk](https://twitter.com/childrenatrisk)

#forchildren

#ECEontheroad

#twogeneration

Panelists

Jacquie Porter – Texas Education Agency and formerly
Austin ISD

Shari Anderson – ChildCareGroup in Dallas

Kim Kofron – Texas Association for the Education of
Young Children

Closing Remarks

Lance Gilliam
Partner, Waterman Steel