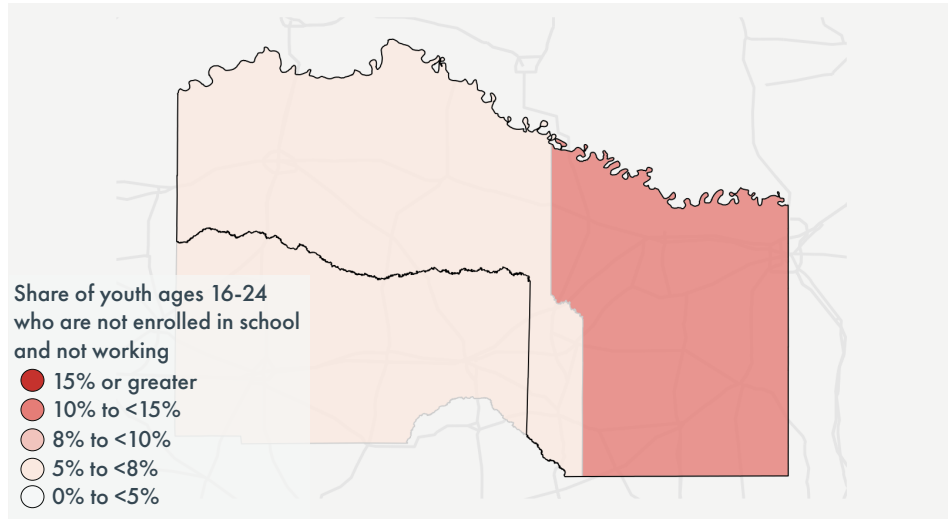


OPPORTUNITY YOUTH & WORKFORCE PRODUCTIVITY IN TEXAS



House District #1
Rep. Gary VanDeaver



OPPORTUNITY YOUTH IN TEXAS

Young Texans aged 16-24 are crucial to not only our workforce but our economic future, yet **13.1% are neither in school nor working**. These opportunity youth and young adults (OYYA) need support to reconnect and become college or career ready.

In 2025, the Texas Workforce Commission plans to allocate **over \$80 million** in WIOA funds—the primary resource for OYYA—to youth programs. To secure Texas’ prosperity, we must efficiently use these funds and improve coordination among stakeholders to help over one million OYYA reengage in education or employment.

POLICY PRIORITIES

Proposed Policy Recommendations

- **Enhanced Fiscal Transparency:** Require aggregation of existing workforce data for Texans aged 16-24
- **Strategic Planning:** Require local workforce boards to include strategies for engaging OYYA
- **Increased Community Engagement:** Notify workforce officials when subsidized job creation exceeds 100 jobs

Policy Impact

- Improve program evaluation and enable policymakers to make data-driven decisions
- Promote population awareness and consistent, targeted approaches for OYYA needs
- Improve workforce preparation, including job training, childcare, and transportation support

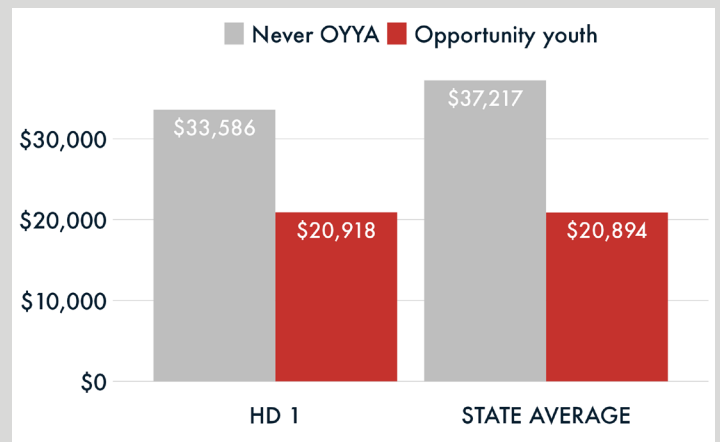
HOUSE DISTRICT #1

2,406 youth ages 16-24 are **not** enrolled in school and **not** working (16%).

Opportunity youth	Count	Percent
Male	1,369	57%
Female	1,038	43%
No health insurance	740	31%
No college (age 20-24)	1,189	69%
Parenting	225	9%

IMPACT ON WAGES

On average, youth who experienced disconnection in **HD 1** make **\$12,668** less annually by age 28.

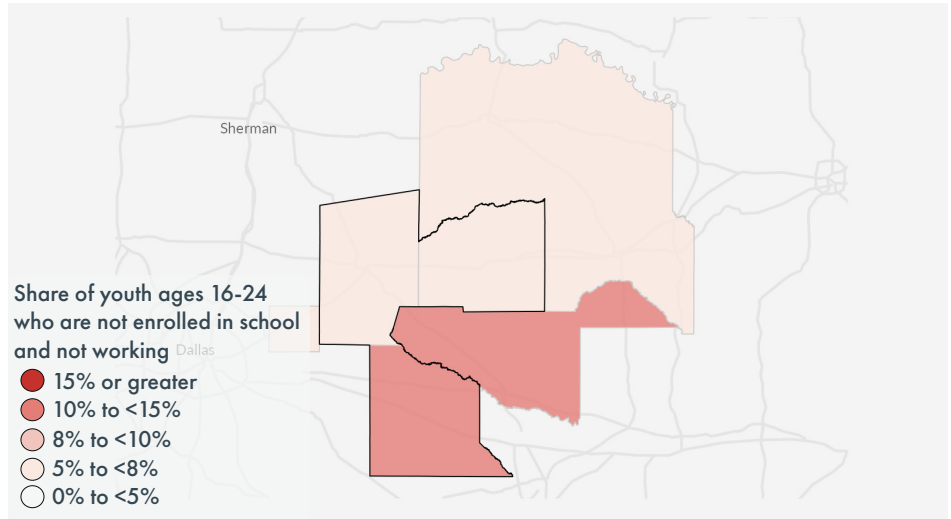


Sources: IPUMS American Community Survey 2018-2022; Wage impact data comes from Ray Marshall Center’s analysis, as part of Evaluation of Services for Texas Opportunity Youth (ESTOY) project, of data from UT Austin’s Texas Education Research Center (<https://sites.utexas.edu/raymarshallcenter/>). State average is the weighted average of all state districts.

OPPORTUNITY YOUTH & WORKFORCE PRODUCTIVITY IN TEXAS



House District #2
Rep. Jill Dutton



OPPORTUNITY YOUTH IN TEXAS

Young Texans aged 16-24 are crucial to not only our workforce but our economic future, yet **13.1% are neither in school nor working**. These opportunity youth and young adults (OYYA) need support to reconnect and become college or career ready.

In 2025, the Texas Workforce Commission plans to allocate **over \$80 million** in WIOA funds—the primary resource for OYYA—to youth programs. To secure Texas’ prosperity, we must efficiently use these funds and improve coordination among stakeholders to help over one million OYYA reengage in education or employment.

POLICY PRIORITIES

Proposed Policy Recommendations

- **Enhanced Fiscal Transparency:** Require aggregation of existing workforce data for Texans aged 16-24
- **Strategic Planning:** Require local workforce boards to include strategies for engaging OYYA
- **Increased Community Engagement:** Notify workforce officials when subsidized job creation exceeds 100 jobs

Policy Impact

- Improve program evaluation and enable policymakers to make data-driven decisions
- Promote population awareness and consistent, targeted approaches for OYYA needs
- Improve workforce preparation, including job training, childcare, and transportation support

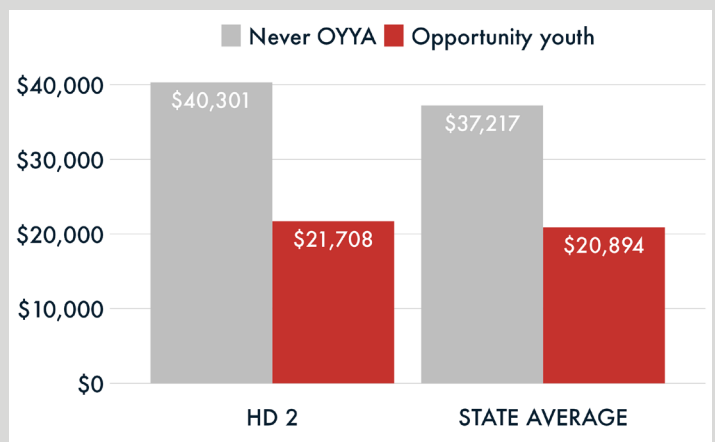
HOUSE DISTRICT #2

2,476 youth ages 16-24 are **not** enrolled in school and **not** working (12%).

Opportunity youth	Count	Percent
Male	1,284	52%
Female	1,192	48%
No health insurance	891	36%
No college (age 20-24)	1,342	78%
Parenting	337	14%

IMPACT ON WAGES

On average, youth who experienced disconnection in **HD 1** make **\$18,593** less annually by age 28.

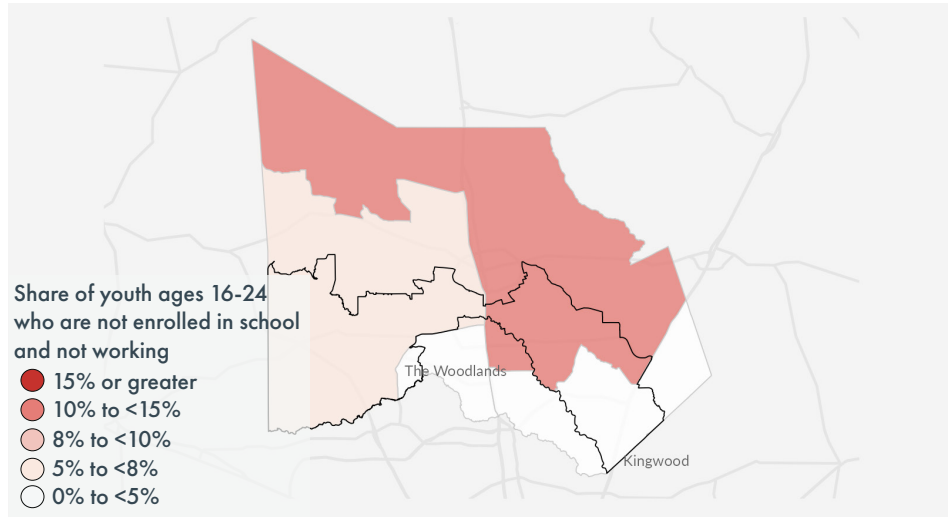


Sources: IPUMS American Community Survey 2018-2022; Wage impact data comes from Ray Marshall Center’s analysis, as part of Evaluation of Services for Texas Opportunity Youth (ESTOY) project, of data from UT Austin’s Texas Education Research Center (<https://sites.utexas.edu/raymarshallcenter/>). State average is the weighted average of all state districts.

OPPORTUNITY YOUTH & WORKFORCE PRODUCTIVITY IN TEXAS



House District #3
Rep. Cecil Bell Jr.



OPPORTUNITY YOUTH IN TEXAS

Young Texans aged 16-24 are crucial to not only our workforce but our economic future, yet **13.1% are neither in school nor working**. These opportunity youth and young adults (OYYA) need support to reconnect and become college or career ready.

In 2025, the Texas Workforce Commission plans to allocate **over \$80 million** in WIOA funds—the primary resource for OYYA—to youth programs. To secure Texas’ prosperity, we must efficiently use these funds and improve coordination among stakeholders to help over one million OYYA reengage in education or employment.

POLICY PRIORITIES

Proposed Policy Recommendations

- **Enhanced Fiscal Transparency:** Require aggregation of existing workforce data for Texans aged 16-24
- **Strategic Planning:** Require local workforce boards to include strategies for engaging OYYA
- **Increased Community Engagement:** Notify workforce officials when subsidized job creation exceeds 100 jobs

Policy Impact

- Improve program evaluation and enable policymakers to make data-driven decisions
- Promote population awareness and consistent, targeted approaches for OYYA needs
- Improve workforce preparation, including job training, childcare, and transportation support

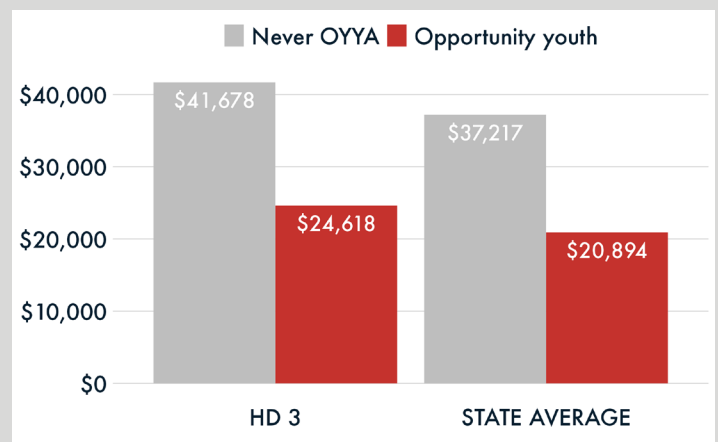
HOUSE DISTRICT #3

2,022 youth ages 16-24 are **not** enrolled in school and **not** working (10%).

Opportunity youth	Count	Percent
Male	1,000	49%
Female	1,022	51%
No health insurance	817	40%
No college (age 20-24)	1,067	67%
Parenting	374	18%

IMPACT ON WAGES

On average, youth who experienced disconnection in **HD 1** make **\$17,060** less annually by age 28.

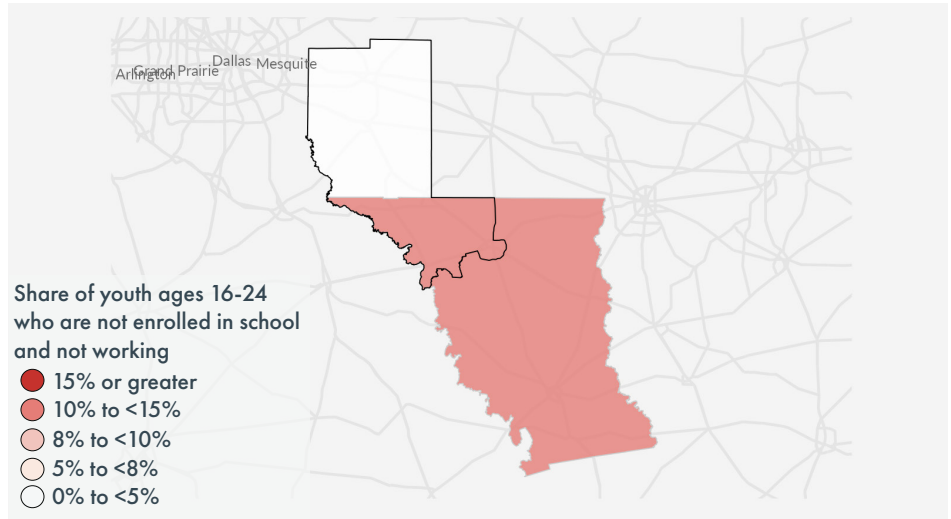


Sources: IPUMS American Community Survey 2018-2022; Wage impact data comes from Ray Marshall Center’s analysis, as part of Evaluation of Services for Texas Opportunity Youth (ESTOY) project, of data from UT Austin’s Texas Education Research Center (<https://sites.utexas.edu/raymarshallcenter/>). State average is the weighted average of all state districts.

OPPORTUNITY YOUTH & WORKFORCE PRODUCTIVITY IN TEXAS



House District #4
Rep. Keith Bell



OPPORTUNITY YOUTH IN TEXAS

Young Texans aged 16-24 are crucial to not only our workforce but our economic future, yet **13.1% are neither in school nor working**. These opportunity youth and young adults (OYYA) need support to reconnect and become college or career ready.

In 2025, the Texas Workforce Commission plans to allocate **over \$80 million** in WIOA funds—the primary resource for OYYA—to youth programs. To secure Texas’ prosperity, we must efficiently use these funds and improve coordination among stakeholders to help over one million OYYA reengage in education or employment.

POLICY PRIORITIES

Proposed Policy Recommendations

- **Enhanced Fiscal Transparency:** Require aggregation of existing workforce data for Texans aged 16-24
- **Strategic Planning:** Require local workforce boards to include strategies for engaging OYYA
- **Increased Community Engagement:** Notify workforce officials when subsidized job creation exceeds 100 jobs

Policy Impact

- Improve program evaluation and enable policymakers to make data-driven decisions
- Promote population awareness and consistent, targeted approaches for OYYA needs
- Improve workforce preparation, including job training, childcare, and transportation support

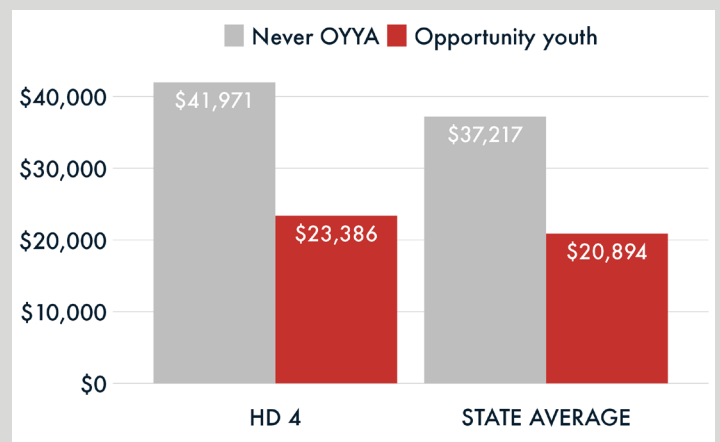
HOUSE DISTRICT #4

2,155 youth ages 16-24 are **not** enrolled in school and **not** working (13%).

Opportunity youth	Count	Percent
Male	1,045	49%
Female	1,109	51%
No health insurance	684	32%
No college (age 20-24)	1,130	73%
Parenting	270	13%

IMPACT ON WAGES

On average, youth who experienced disconnection in **HD 1** make **\$18,584** less annually by age 28.

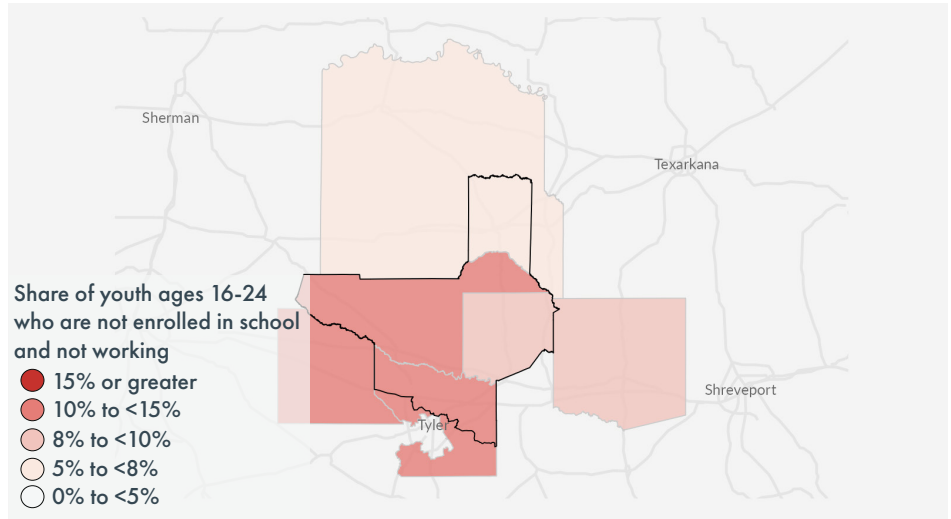


Sources: IPUMS American Community Survey 2018-2022; Wage impact data comes from Ray Marshall Center’s analysis, as part of Evaluation of Services for Texas Opportunity Youth (ESTOY) project, of data from UT Austin’s Texas Education Research Center (<https://sites.utexas.edu/raymarshallcenter/>). State average is the weighted average of all state districts.

OPPORTUNITY YOUTH & WORKFORCE PRODUCTIVITY IN TEXAS



House District #5
Rep. Cole Hefner



OPPORTUNITY YOUTH IN TEXAS

Young Texans aged 16-24 are crucial to not only our workforce but our economic future, yet **13.1% are neither in school nor working**. These opportunity youth and young adults (OYYA) need support to reconnect and become college or career ready.

In 2025, the Texas Workforce Commission plans to allocate **over \$80 million** in WIOA funds—the primary resource for OYYA—to youth programs. To secure Texas’ prosperity, we must efficiently use these funds and improve coordination among stakeholders to help over one million OYYA reengage in education or employment.

POLICY PRIORITIES

Proposed Policy Recommendations

- **Enhanced Fiscal Transparency:** Require aggregation of existing workforce data for Texans aged 16-24
- **Strategic Planning:** Require local workforce boards to include strategies for engaging OYYA
- **Increased Community Engagement:** Notify workforce officials when subsidized job creation exceeds 100 jobs

Policy Impact

- Improve program evaluation and enable policymakers to make data-driven decisions
- Promote population awareness and consistent, targeted approaches for OYYA needs
- Improve workforce preparation, including job training, childcare, and transportation support

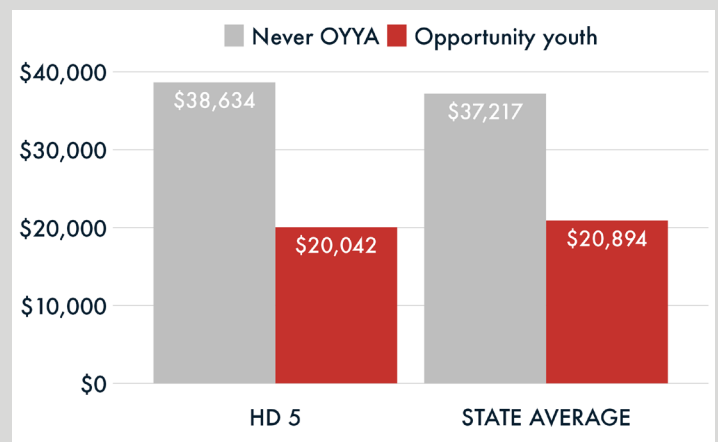
HOUSE DISTRICT #5

2,096 youth ages 16-24 are **not** enrolled in school and **not** working (15%).

Opportunity youth	Count	Percent
Male	1,072	51%
Female	1,023	49%
No health insurance	673	32%
No college (age 20-24)	1,186	81%
Parenting	314	15%

IMPACT ON WAGES

On average, youth who experienced disconnection in **HD 1** make **\$18,592** less annually by age 28.

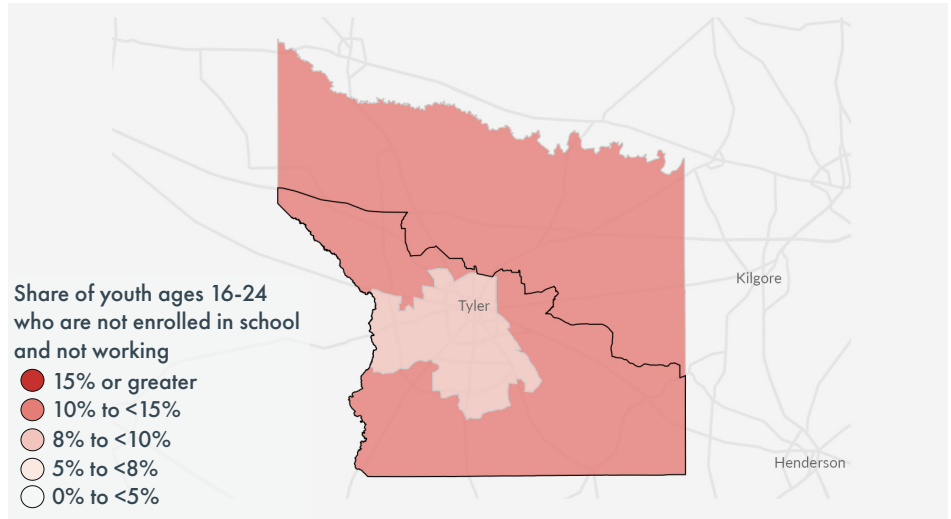


Sources: IPUMS American Community Survey 2018-2022; Wage impact data comes from Ray Marshall Center’s analysis, as part of Evaluation of Services for Texas Opportunity Youth (ESTOY) project, of data from UT Austin’s Texas Education Research Center (<https://sites.utexas.edu/raymarshallcenter/>). State average is the weighted average of all state districts.

OPPORTUNITY YOUTH & WORKFORCE PRODUCTIVITY IN TEXAS



House District #6
Rep. Matt Schaefer



OPPORTUNITY YOUTH IN TEXAS

Young Texans aged 16-24 are crucial to not only our workforce but our economic future, yet **13.1% are neither in school nor working**. These opportunity youth and young adults (OYYA) need support to reconnect and become college or career ready.

In 2025, the Texas Workforce Commission plans to allocate **over \$80 million** in WIOA funds—the primary resource for OYYA—to youth programs. To secure Texas’ prosperity, we must efficiently use these funds and improve coordination among stakeholders to help over one million OYYA reengage in education or employment.

POLICY PRIORITIES

Proposed Policy Recommendations

- **Enhanced Fiscal Transparency:** Require aggregation of existing workforce data for Texans aged 16-24
- **Strategic Planning:** Require local workforce boards to include strategies for engaging OYYA
- **Increased Community Engagement:** Notify workforce officials when subsidized job creation exceeds 100 jobs

Policy Impact

- Improve program evaluation and enable policymakers to make data-driven decisions
- Promote population awareness and consistent, targeted approaches for OYYA needs
- Improve workforce preparation, including job training, childcare, and transportation support

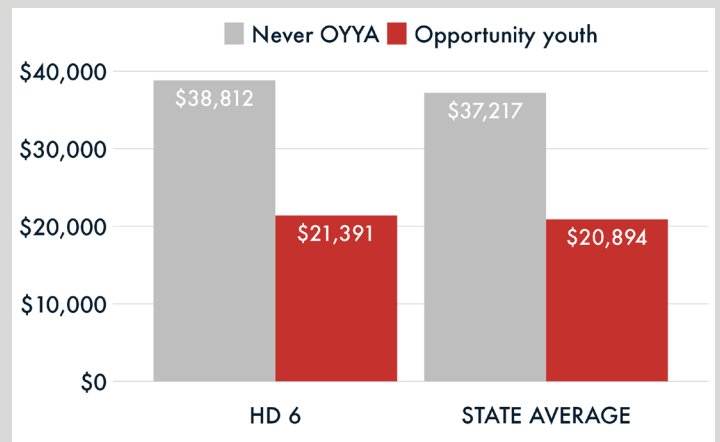
HOUSE DISTRICT #6

1,901 youth ages 16-24 are **not** enrolled in school and **not** working (12%).

Opportunity youth	Count	Percent
Male	953	50%
Female	948	50%
No health insurance	905	48%
No college (age 20-24)	895	80%
Parenting	255	13%

IMPACT ON WAGES

On average, youth who experienced disconnection in **HD 1** make **\$17,421** less annually by age 28.

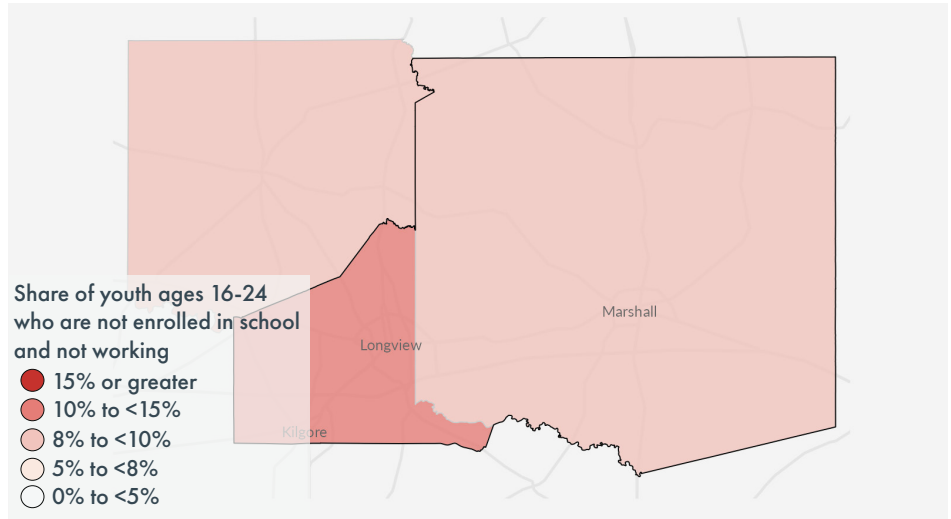


Sources: IPUMS American Community Survey 2018-2022; Wage impact data comes from Ray Marshall Center’s analysis, as part of Evaluation of Services for Texas Opportunity Youth (ESTOY) project, of data from UT Austin’s Texas Education Research Center (<https://sites.utexas.edu/raymarshallcenter/>). State average is the weighted average of all state districts.

OPPORTUNITY YOUTH & WORKFORCE PRODUCTIVITY IN TEXAS



House District #7
Rep. Jay Dean



OPPORTUNITY YOUTH IN TEXAS

Young Texans aged 16-24 are crucial to not only our workforce but our economic future, yet **13.1% are neither in school nor working**. These opportunity youth and young adults (OYYA) need support to reconnect and become college or career ready.

In 2025, the Texas Workforce Commission plans to allocate **over \$80 million** in WIOA funds—the primary resource for OYYA—to youth programs. To secure Texas’ prosperity, we must efficiently use these funds and improve coordination among stakeholders to help over one million OYYA reengage in education or employment.

POLICY PRIORITIES

Proposed Policy Recommendations

- **Enhanced Fiscal Transparency:** Require aggregation of existing workforce data for Texans aged 16-24
- **Strategic Planning:** Require local workforce boards to include strategies for engaging OYYA
- **Increased Community Engagement:** Notify workforce officials when subsidized job creation exceeds 100 jobs

Policy Impact

- Improve program evaluation and enable policymakers to make data-driven decisions
- Promote population awareness and consistent, targeted approaches for OYYA needs
- Improve workforce preparation, including job training, childcare, and transportation support

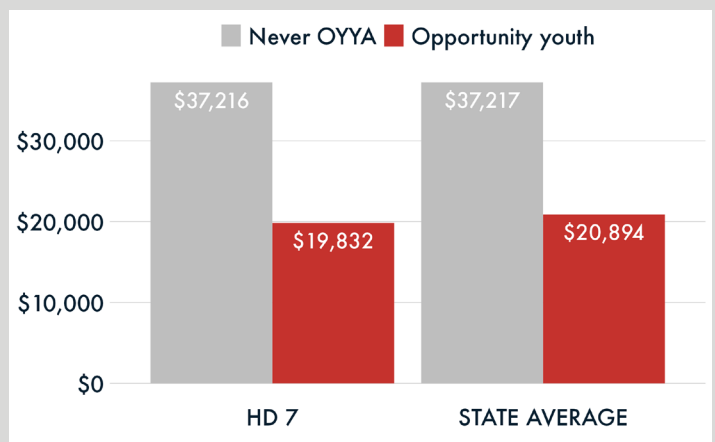
HOUSE DISTRICT #7

2,247 youth ages 16-24 are **not** enrolled in school and **not** working (15%).

Opportunity youth	Count	Percent
Male	1,123	50%
Female	1,124	50%
No health insurance	733	33%
No college (age 20-24)	1,036	76%
Parenting	251	11%

IMPACT ON WAGES

On average, youth who experienced disconnection in **HD 1** make **\$17,383** less annually by age 28.

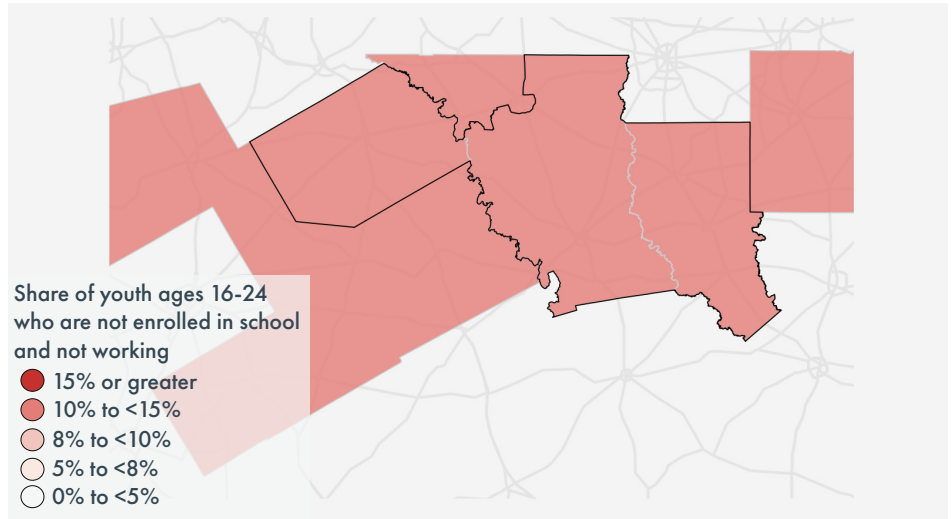


Sources: IPUMS American Community Survey 2018-2022; Wage impact data comes from Ray Marshall Center’s analysis, as part of Evaluation of Services for Texas Opportunity Youth (ESTOY) project, of data from UT Austin’s Texas Education Research Center (<https://sites.utexas.edu/raymarshallcenter/>). State average is the weighted average of all state districts.

OPPORTUNITY YOUTH & WORKFORCE PRODUCTIVITY IN TEXAS



House District #8
Rep. Cody Harris



OPPORTUNITY YOUTH IN TEXAS

Young Texans aged 16-24 are crucial to not only our workforce but our economic future, yet **13.1% are neither in school nor working**. These opportunity youth and young adults (OYYA) need support to reconnect and become college or career ready.

In 2025, the Texas Workforce Commission plans to allocate **over \$80 million** in WIOA funds—the primary resource for OYYA—to youth programs. To secure Texas’ prosperity, we must efficiently use these funds and improve coordination among stakeholders to help over one million OYYA reengage in education or employment.

POLICY PRIORITIES

Proposed Policy Recommendations

- **Enhanced Fiscal Transparency:** Require aggregation of existing workforce data for Texans aged 16-24
- **Strategic Planning:** Require local workforce boards to include strategies for engaging OYYA
- **Increased Community Engagement:** Notify workforce officials when subsidized job creation exceeds 100 jobs

Policy Impact

- Improve program evaluation and enable policymakers to make data-driven decisions
- Promote population awareness and consistent, targeted approaches for OYYA needs
- Improve workforce preparation, including job training, childcare, and transportation support

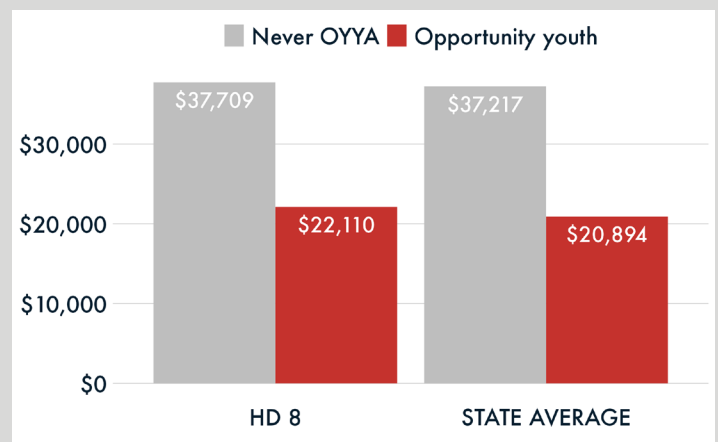
HOUSE DISTRICT #8

3,050 youth ages 16-24 are **not** enrolled in school and **not** working (19%).

Opportunity youth	Count	Percent
Male	1,747	57%
Female	1,303	43%
No health insurance	1,117	37%
No college (age 20-24)	1,780	83%
Parenting	362	12%

IMPACT ON WAGES

On average, youth who experienced disconnection in **HD 1** make **\$15,599** less annually by age 28.

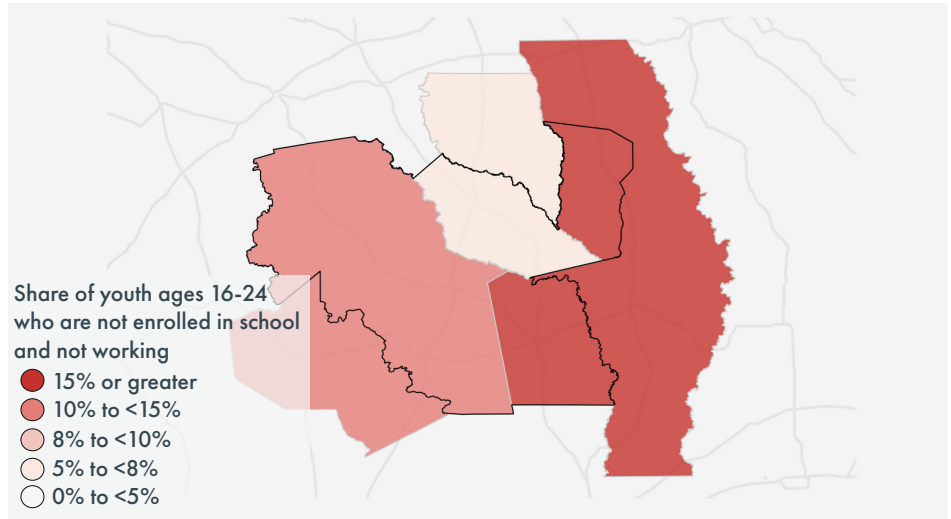


Sources: IPUMS American Community Survey 2018-2022; Wage impact data comes from Ray Marshall Center’s analysis, as part of Evaluation of Services for Texas Opportunity Youth (ESTOY) project, of data from UT Austin’s Texas Education Research Center (<https://sites.utexas.edu/raymarshallcenter/>). State average is the weighted average of all state districts.

OPPORTUNITY YOUTH & WORKFORCE PRODUCTIVITY IN TEXAS



House District #9
Rep. Trent Ashby



OPPORTUNITY YOUTH IN TEXAS

Young Texans aged 16-24 are crucial to not only our workforce but our economic future, yet **13.1% are neither in school nor working**. These opportunity youth and young adults (OYYA) need support to reconnect and become college or career ready.

In 2025, the Texas Workforce Commission plans to allocate **over \$80 million** in WIOA funds—the primary resource for OYYA—to youth programs. To secure Texas’ prosperity, we must efficiently use these funds and improve coordination among stakeholders to help over one million OYYA reengage in education or employment.

POLICY PRIORITIES

Proposed Policy Recommendations

- **Enhanced Fiscal Transparency:** Require aggregation of existing workforce data for Texans aged 16-24
- **Strategic Planning:** Require local workforce boards to include strategies for engaging OYYA
- **Increased Community Engagement:** Notify workforce officials when subsidized job creation exceeds 100 jobs

Policy Impact

- Improve program evaluation and enable policymakers to make data-driven decisions
- Promote population awareness and consistent, targeted approaches for OYYA needs
- Improve workforce preparation, including job training, childcare, and transportation support

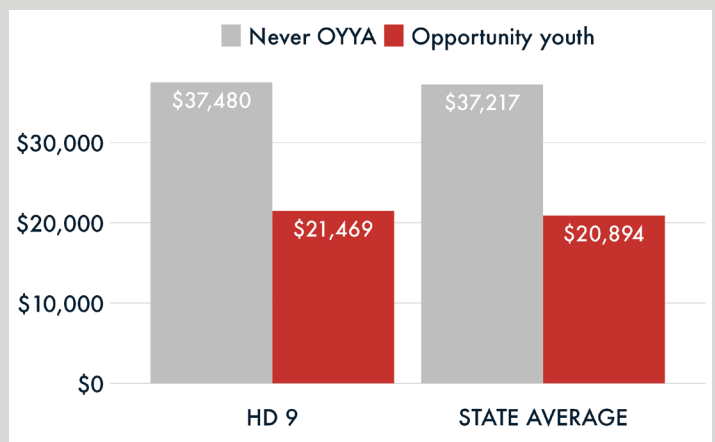
HOUSE DISTRICT #9

3,599 youth ages 16-24 are **not** enrolled in school and **not** working (15%).

Opportunity youth	Count	Percent
Male	1,962	55%
Female	1,636	45%
No health insurance	1,310	36%
No college (age 20-24)	1,964	78%
Parenting	599	17%

IMPACT ON WAGES

On average, youth who experienced disconnection in **HD 1** make **\$16,012** less annually by age 28.

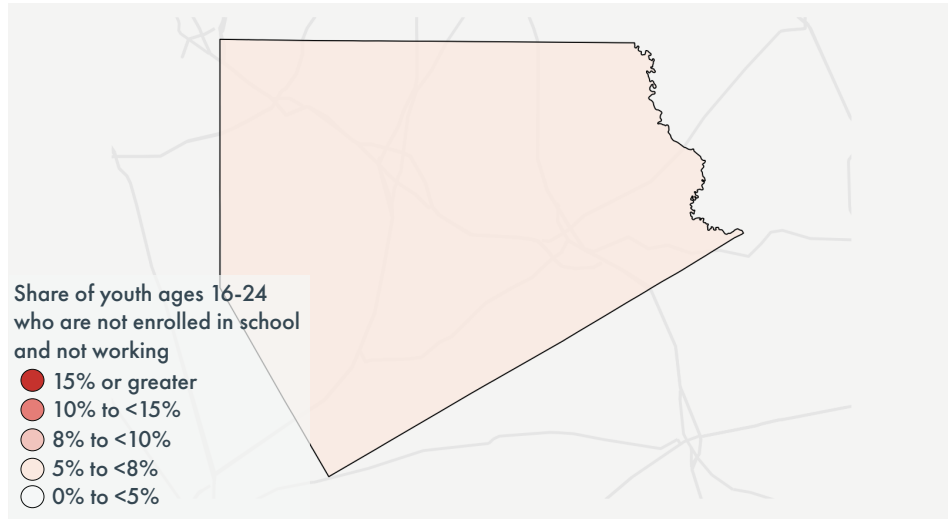


Sources: IPUMS American Community Survey 2018-2022; Wage impact data comes from Ray Marshall Center’s analysis, as part of Evaluation of Services for Texas Opportunity Youth (ESTOY) project, of data from UT Austin’s Texas Education Research Center (<https://sites.utexas.edu/raymarshallcenter/>). State average is the weighted average of all state districts.

OPPORTUNITY YOUTH & WORKFORCE PRODUCTIVITY IN TEXAS



House District #10
Rep. Brian Harrison



OPPORTUNITY YOUTH IN TEXAS

Young Texans aged 16-24 are crucial to not only our workforce but our economic future, yet **13.1% are neither in school nor working**. These opportunity youth and young adults (OYYA) need support to reconnect and become college or career ready.

In 2025, the Texas Workforce Commission plans to allocate **over \$80 million** in WIOA funds—the primary resource for OYYA—to youth programs. To secure Texas’ prosperity, we must efficiently use these funds and improve coordination among stakeholders to help over one million OYYA reengage in education or employment.

POLICY PRIORITIES

Proposed Policy Recommendations

- **Enhanced Fiscal Transparency:** Require aggregation of existing workforce data for Texans aged 16-24
- **Strategic Planning:** Require local workforce boards to include strategies for engaging OYYA
- **Increased Community Engagement:** Notify workforce officials when subsidized job creation exceeds 100 jobs

Policy Impact

- Improve program evaluation and enable policymakers to make data-driven decisions
- Promote population awareness and consistent, targeted approaches for OYYA needs
- Improve workforce preparation, including job training, childcare, and transportation support

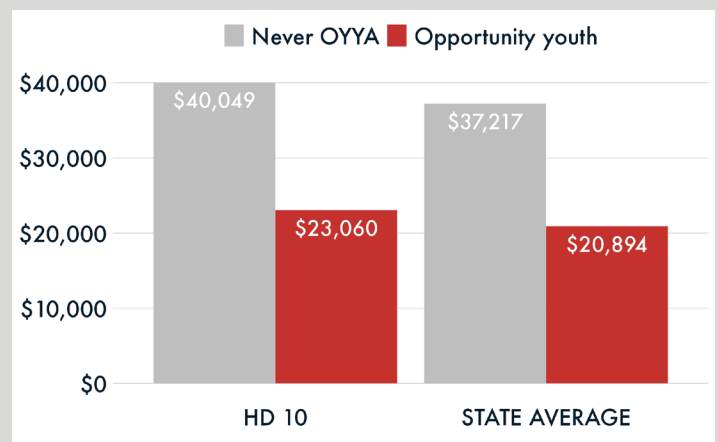
HOUSE DISTRICT #10

2,747 youth ages 16-24 are **not** enrolled in school and **not** working (11%).

Opportunity youth	Count	Percent
Male	1,676	61%
Female	1,071	39%
No health insurance	1,106	40%
No college (age 20-24)	1,183	71%
Parenting	280	10%

IMPACT ON WAGES

On average, youth who experienced disconnection in **HD 1** make **\$16,989** less annually by age 28.

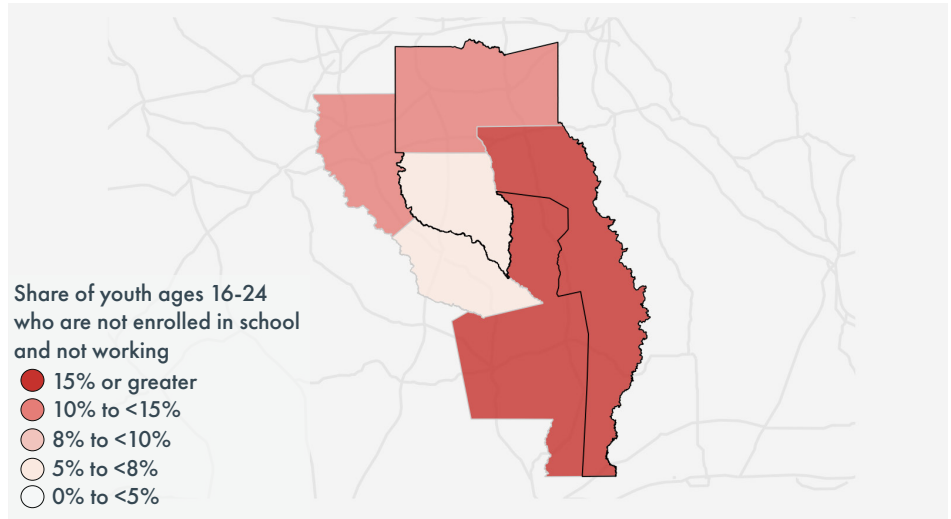


Sources: IPUMS American Community Survey 2018-2022; Wage impact data comes from Ray Marshall Center’s analysis, as part of Evaluation of Services for Texas Opportunity Youth (ESTOY) project, of data from UT Austin’s Texas Education Research Center (<https://sites.utexas.edu/raymarshallcenter/>). State average is the weighted average of all state districts.

OPPORTUNITY YOUTH & WORKFORCE PRODUCTIVITY IN TEXAS



House District #11
Rep. Travis Clardy



OPPORTUNITY YOUTH IN TEXAS

Young Texans aged 16-24 are crucial to not only our workforce but our economic future, yet **13.1% are neither in school nor working**. These opportunity youth and young adults (OYYA) need support to reconnect and become college or career ready.

In 2025, the Texas Workforce Commission plans to allocate **over \$80 million** in WIOA funds—the primary resource for OYYA—to youth programs. To secure Texas’ prosperity, we must efficiently use these funds and improve coordination among stakeholders to help over one million OYYA reengage in education or employment.

POLICY PRIORITIES

Proposed Policy Recommendations

- **Enhanced Fiscal Transparency:** Require aggregation of existing workforce data for Texans aged 16-24
- **Strategic Planning:** Require local workforce boards to include strategies for engaging OYYA
- **Increased Community Engagement:** Notify workforce officials when subsidized job creation exceeds 100 jobs

Policy Impact

- Improve program evaluation and enable policymakers to make data-driven decisions
- Promote population awareness and consistent, targeted approaches for OYYA needs
- Improve workforce preparation, including job training, childcare, and transportation support

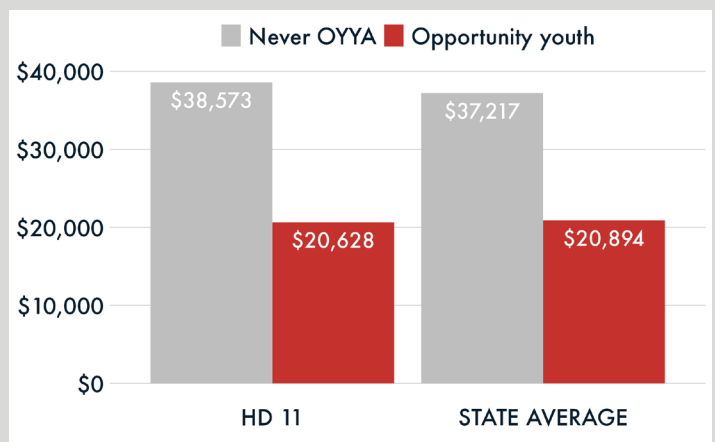
HOUSE DISTRICT #11

2,597 youth ages 16-24 are **not** enrolled in school and **not** working (14%).

Opportunity youth	Count	Percent
Male	1,316	51%
Female	1,281	49%
No health insurance	1,007	39%
No college (age 20-24)	1,404	79%
Parenting	446	17%

IMPACT ON WAGES

On average, youth who experienced disconnection in **HD 1** make **\$17,945** less annually by age 28.

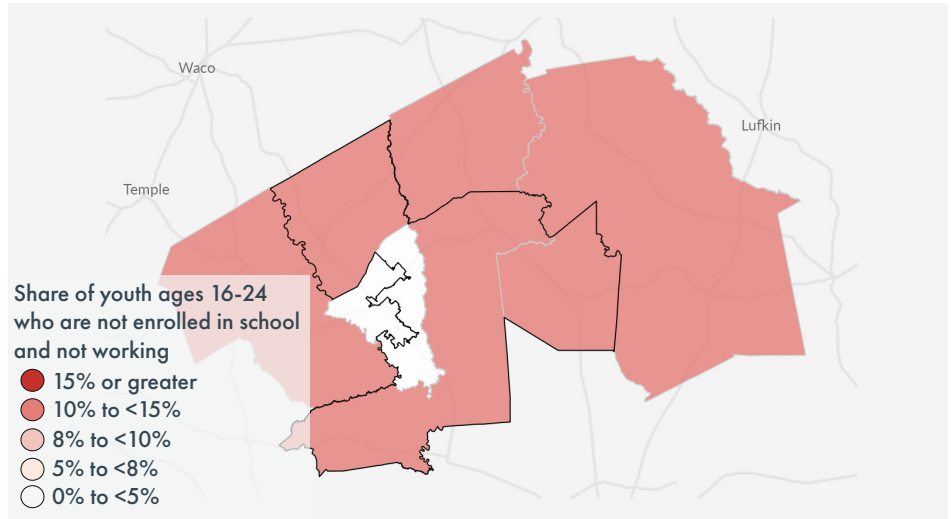


Sources: IPUMS American Community Survey 2018-2022; Wage impact data comes from Ray Marshall Center’s analysis, as part of Evaluation of Services for Texas Opportunity Youth (ESTOY) project, of data from UT Austin’s Texas Education Research Center (<https://sites.utexas.edu/raymarshallcenter/>). State average is the weighted average of all state districts.

OPPORTUNITY YOUTH & WORKFORCE PRODUCTIVITY IN TEXAS



House District #12
Rep. Kyle Kacal



OPPORTUNITY YOUTH IN TEXAS

Young Texans aged 16-24 are crucial to not only our workforce but our economic future, yet **13.1% are neither in school nor working**. These opportunity youth and young adults (OYYA) need support to reconnect and become college or career ready.

In 2025, the Texas Workforce Commission plans to allocate **over \$80 million** in WIOA funds—the primary resource for OYYA—to youth programs. To secure Texas’ prosperity, we must efficiently use these funds and improve coordination among stakeholders to help over one million OYYA reengage in education or employment.

POLICY PRIORITIES

Proposed Policy Recommendations

- **Enhanced Fiscal Transparency:** Require aggregation of existing workforce data for Texans aged 16-24
- **Strategic Planning:** Require local workforce boards to include strategies for engaging OYYA
- **Increased Community Engagement:** Notify workforce officials when subsidized job creation exceeds 100 jobs

Policy Impact

- Improve program evaluation and enable policymakers to make data-driven decisions
- Promote population awareness and consistent, targeted approaches for OYYA needs
- Improve workforce preparation, including job training, childcare, and transportation support

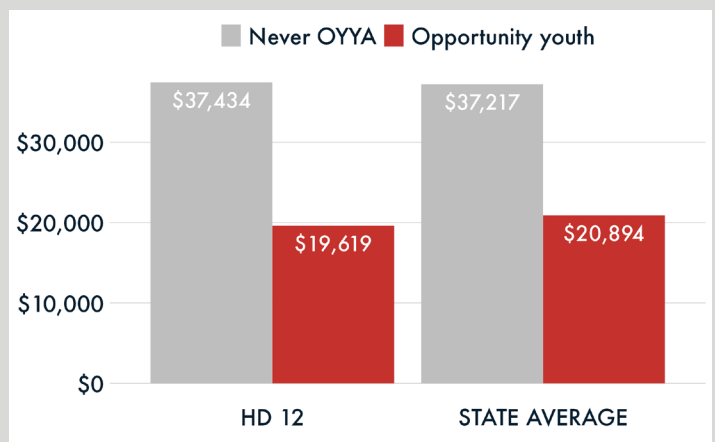
HOUSE DISTRICT #12

3,837 youth ages 16-24 are **not** enrolled in school and **not** working (14%).

Opportunity youth	Count	Percent
Male	2,272	59%
Female	1,565	41%
No health insurance	1,524	40%
No college (age 20-24)	2,068	77%
Parenting	566	15%

IMPACT ON WAGES

On average, youth who experienced disconnection in **HD 1** make **\$17,815** less annually by age 28.

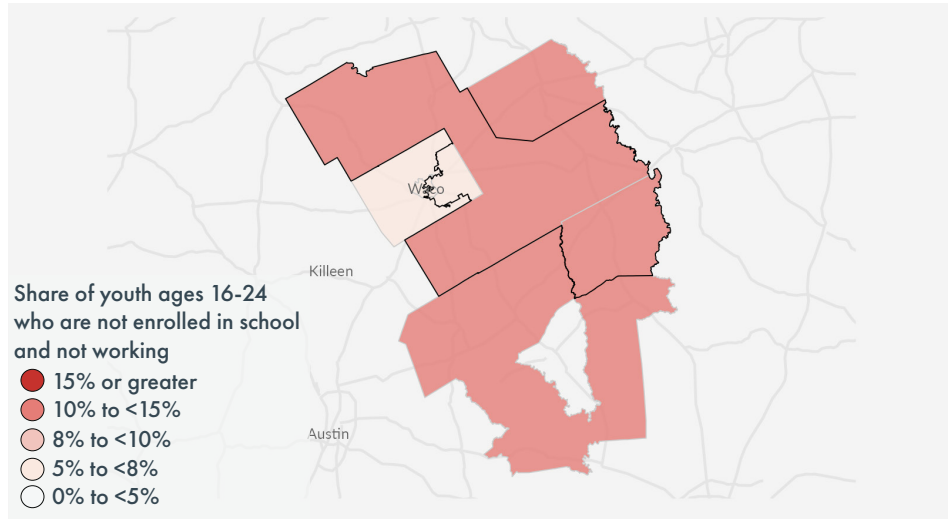


Sources: IPUMS American Community Survey 2018-2022; Wage impact data comes from Ray Marshall Center’s analysis, as part of Evaluation of Services for Texas Opportunity Youth (ESTOY) project, of data from UT Austin’s Texas Education Research Center (<https://sites.utexas.edu/raymarshallcenter/>). State average is the weighted average of all state districts.

OPPORTUNITY YOUTH & WORKFORCE PRODUCTIVITY IN TEXAS



House District #13
Rep. Angelia Orr



OPPORTUNITY YOUTH IN TEXAS

Young Texans aged 16-24 are crucial to not only our workforce but our economic future, yet **13.1% are neither in school nor working**. These opportunity youth and young adults (OYYA) need support to reconnect and become college or career ready.

In 2025, the Texas Workforce Commission plans to allocate **over \$80 million** in WIOA funds—the primary resource for OYYA—to youth programs. To secure Texas’ prosperity, we must efficiently use these funds and improve coordination among stakeholders to help over one million OYYA reengage in education or employment.

POLICY PRIORITIES

Proposed Policy Recommendations

- **Enhanced Fiscal Transparency:** Require aggregation of existing workforce data for Texans aged 16-24
- **Strategic Planning:** Require local workforce boards to include strategies for engaging OYYA
- **Increased Community Engagement:** Notify workforce officials when subsidized job creation exceeds 100 jobs

Policy Impact

- Improve program evaluation and enable policymakers to make data-driven decisions
- Promote population awareness and consistent, targeted approaches for OYYA needs
- Improve workforce preparation, including job training, childcare, and transportation support

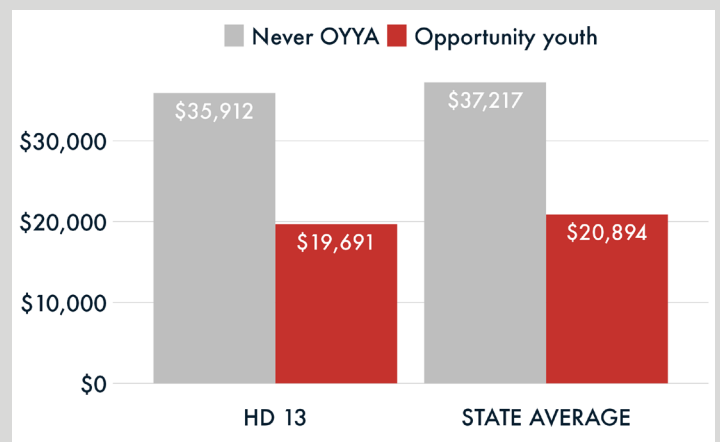
HOUSE DISTRICT #13

2,862 youth ages 16-24 are **not** enrolled in school and **not** working (13%).

Opportunity youth	Count	Percent
Male	1,457	51%
Female	1,404	49%
No health insurance	991	35%
No college (age 20-24)	1,607	79%
Parenting	463	16%

IMPACT ON WAGES

On average, youth who experienced disconnection in **HD 1** make **\$16,221** less annually by age 28.

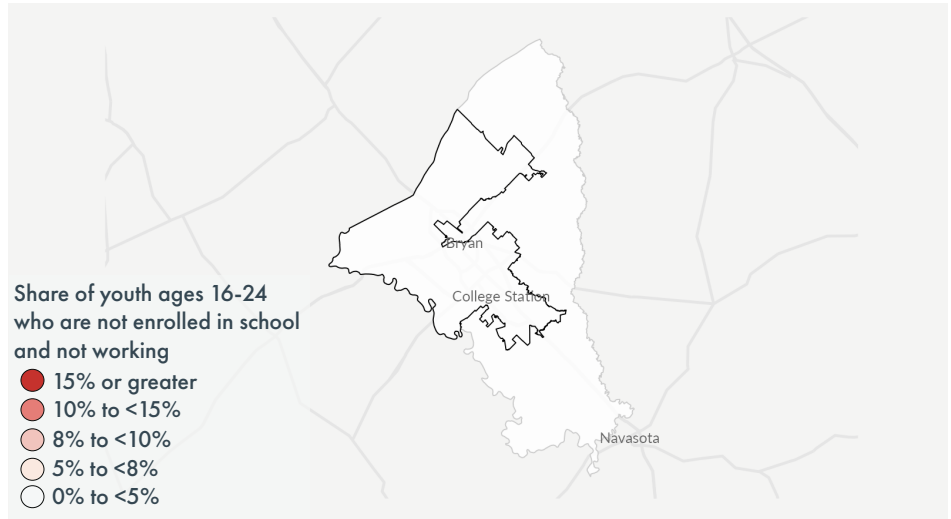


Sources: IPUMS American Community Survey 2018-2022; Wage impact data comes from Ray Marshall Center’s analysis, as part of Evaluation of Services for Texas Opportunity Youth (ESTOY) project, of data from UT Austin’s Texas Education Research Center (<https://sites.utexas.edu/raymarshallcenter/>). State average is the weighted average of all state districts.

OPPORTUNITY YOUTH & WORKFORCE PRODUCTIVITY IN TEXAS



House District #14
Rep. John Raney



OPPORTUNITY YOUTH IN TEXAS

Young Texans aged 16-24 are crucial to not only our workforce but our economic future, yet **13.1% are neither in school nor working**. These opportunity youth and young adults (OYYA) need support to reconnect and become college or career ready.

In 2025, the Texas Workforce Commission plans to allocate **over \$80 million** in WIOA funds—the primary resource for OYYA—to youth programs. To secure Texas’ prosperity, we must efficiently use these funds and improve coordination among stakeholders to help over one million OYYA reengage in education or employment.

POLICY PRIORITIES

Proposed Policy Recommendations

- **Enhanced Fiscal Transparency:** Require aggregation of existing workforce data for Texans aged 16-24
- **Strategic Planning:** Require local workforce boards to include strategies for engaging OYYA
- **Increased Community Engagement:** Notify workforce officials when subsidized job creation exceeds 100 jobs

Policy Impact

- Improve program evaluation and enable policymakers to make data-driven decisions
- Promote population awareness and consistent, targeted approaches for OYYA needs
- Improve workforce preparation, including job training, childcare, and transportation support

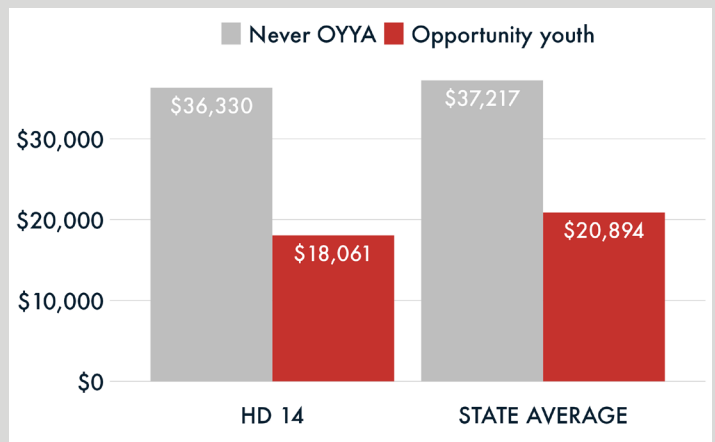
HOUSE DISTRICT #14

2,736 youth ages 16-24 are **not** enrolled in school and **not** working (5%).

Opportunity youth	Count	Percent
Male	1,163	43%
Female	1,573	57%
No health insurance	1,192	44%
No college (age 20-24)	907	63%
Parenting	266	10%

IMPACT ON WAGES

On average, youth who experienced disconnection in **HD 1** make **\$18,269** less annually by age 28.

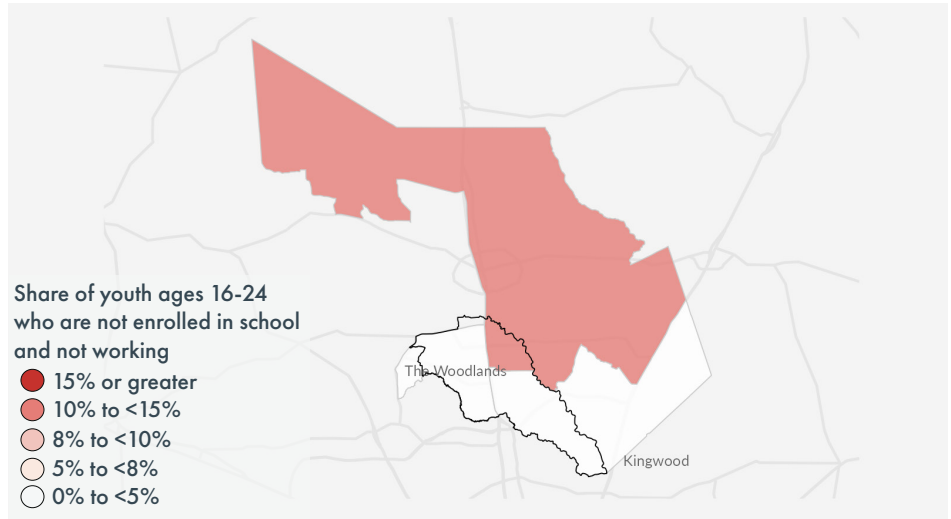


Sources: IPUMS American Community Survey 2018-2022; Wage impact data comes from Ray Marshall Center’s analysis, as part of Evaluation of Services for Texas Opportunity Youth (ESTOY) project, of data from UT Austin’s Texas Education Research Center (<https://sites.utexas.edu/raymarshallcenter/>). State average is the weighted average of all state districts.

OPPORTUNITY YOUTH & WORKFORCE PRODUCTIVITY IN TEXAS



House District #15
Rep. Steve Toth



OPPORTUNITY YOUTH IN TEXAS

Young Texans aged 16-24 are crucial to not only our workforce but our economic future, yet **13.1% are neither in school nor working**. These opportunity youth and young adults (OYYA) need support to reconnect and become college or career ready.

In 2025, the Texas Workforce Commission plans to allocate **over \$80 million** in WIOA funds—the primary resource for OYYA—to youth programs. To secure Texas’ prosperity, we must efficiently use these funds and improve coordination among stakeholders to help over one million OYYA reengage in education or employment.

POLICY PRIORITIES

Proposed Policy Recommendations

- **Enhanced Fiscal Transparency:** Require aggregation of existing workforce data for Texans aged 16-24
- **Strategic Planning:** Require local workforce boards to include strategies for engaging OYYA
- **Increased Community Engagement:** Notify workforce officials when subsidized job creation exceeds 100 jobs

Policy Impact

- Improve program evaluation and enable policymakers to make data-driven decisions
- Promote population awareness and consistent, targeted approaches for OYYA needs
- Improve workforce preparation, including job training, childcare, and transportation support

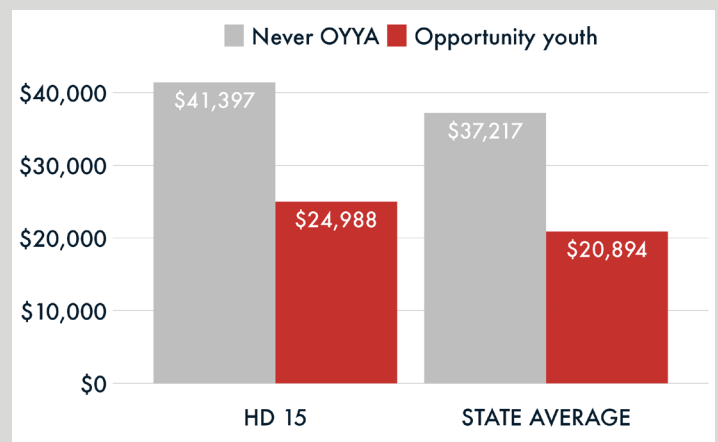
HOUSE DISTRICT #15

1,560 youth ages 16-24 are **not** enrolled in school and **not** working (10%).

Opportunity youth	Count	Percent
Male	727	47%
Female	833	53%
No health insurance	437	28%
No college (age 20-24)	595	57%
Parenting	375	24%

IMPACT ON WAGES

On average, youth who experienced disconnection in **HD 1** make **\$16,409** less annually by age 28.

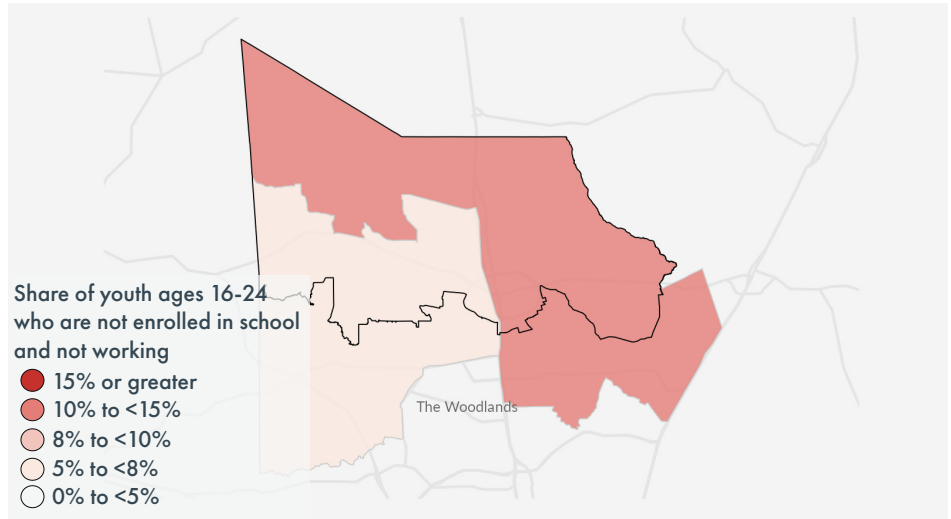


Sources: IPUMS American Community Survey 2018-2022; Wage impact data comes from Ray Marshall Center’s analysis, as part of Evaluation of Services for Texas Opportunity Youth (ESTOY) project, of data from UT Austin’s Texas Education Research Center (<https://sites.utexas.edu/raymarshallcenter/>). State average is the weighted average of all state districts.

OPPORTUNITY YOUTH & WORKFORCE PRODUCTIVITY IN TEXAS



House District #16
Rep. Will Metcalf



OPPORTUNITY YOUTH IN TEXAS

Young Texans aged 16-24 are crucial to not only our workforce but our economic future, yet **13.1% are neither in school nor working**. These opportunity youth and young adults (OYYA) need support to reconnect and become college or career ready.

In 2025, the Texas Workforce Commission plans to allocate **over \$80 million** in WIOA funds—the primary resource for OYYA—to youth programs. To secure Texas’ prosperity, we must efficiently use these funds and improve coordination among stakeholders to help over one million OYYA reengage in education or employment.

POLICY PRIORITIES

Proposed Policy Recommendations

- **Enhanced Fiscal Transparency:** Require aggregation of existing workforce data for Texans aged 16-24
- **Strategic Planning:** Require local workforce boards to include strategies for engaging OYYA
- **Increased Community Engagement:** Notify workforce officials when subsidized job creation exceeds 100 jobs

Policy Impact

- Improve program evaluation and enable policymakers to make data-driven decisions
- Promote population awareness and consistent, targeted approaches for OYYA needs
- Improve workforce preparation, including job training, childcare, and transportation support

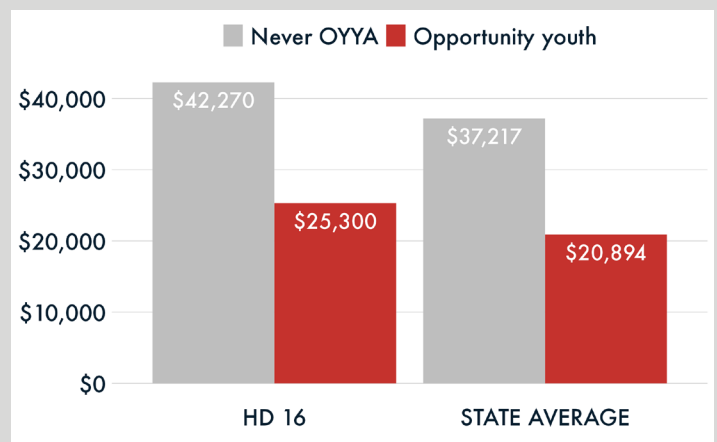
HOUSE DISTRICT #16

2,431 youth ages 16-24 are **not** enrolled in school and **not** working (12%).

Opportunity youth	Count	Percent
Male	1,098	45%
Female	1,333	55%
No health insurance	957	39%
No college (age 20-24)	1,424	74%
Parenting	353	15%

IMPACT ON WAGES

On average, youth who experienced disconnection in **HD 1** make **\$16,970** less annually by age 28.

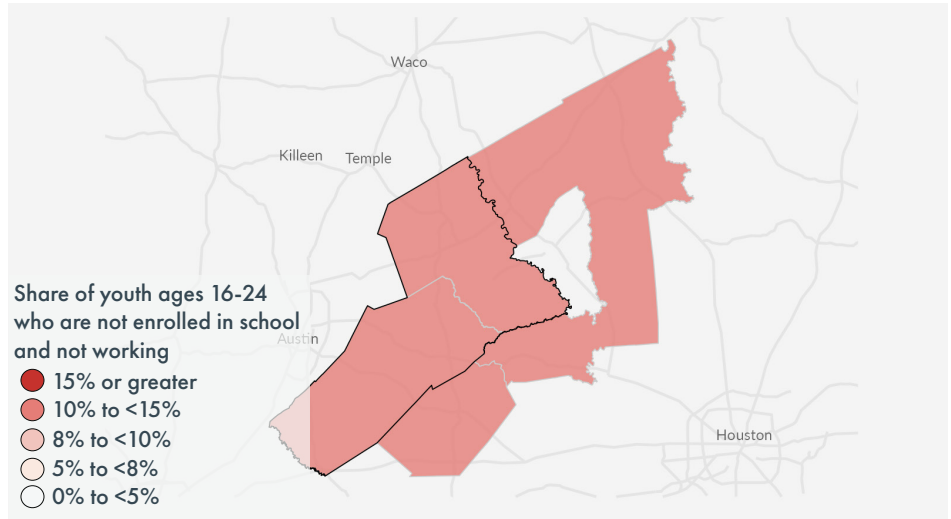


Sources: IPUMS American Community Survey 2018-2022; Wage impact data comes from Ray Marshall Center’s analysis, as part of Evaluation of Services for Texas Opportunity Youth (ESTOY) project, of data from UT Austin’s Texas Education Research Center (<https://sites.utexas.edu/raymarshallcenter/>). State average is the weighted average of all state districts.

OPPORTUNITY YOUTH & WORKFORCE PRODUCTIVITY IN TEXAS



House District #17
Rep. Stan Gerdes



OPPORTUNITY YOUTH IN TEXAS

Young Texans aged 16-24 are crucial to not only our workforce but our economic future, yet **13.1% are neither in school nor working**. These opportunity youth and young adults (OYYA) need support to reconnect and become college or career ready.

In 2025, the Texas Workforce Commission plans to allocate **over \$80 million** in WIOA funds—the primary resource for OYYA—to youth programs. To secure Texas’ prosperity, we must efficiently use these funds and improve coordination among stakeholders to help over one million OYYA reengage in education or employment.

POLICY PRIORITIES

Proposed Policy Recommendations

- **Enhanced Fiscal Transparency:** Require aggregation of existing workforce data for Texans aged 16-24
- **Strategic Planning:** Require local workforce boards to include strategies for engaging OYYA
- **Increased Community Engagement:** Notify workforce officials when subsidized job creation exceeds 100 jobs

Policy Impact

- Improve program evaluation and enable policymakers to make data-driven decisions
- Promote population awareness and consistent, targeted approaches for OYYA needs
- Improve workforce preparation, including job training, childcare, and transportation support

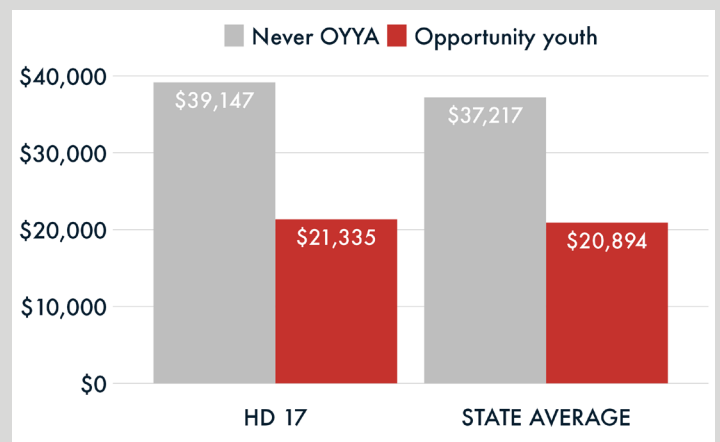
HOUSE DISTRICT #17

3,985 youth ages 16-24 are **not** enrolled in school and **not** working (20%).

Opportunity youth	Count	Percent
Male	2,381	60%
Female	1,604	40%
No health insurance	1,982	50%
No college (age 20-24)	2,250	75%
Parenting	454	11%

IMPACT ON WAGES

On average, youth who experienced disconnection in **HD 1** make **\$17,812** less annually by age 28.

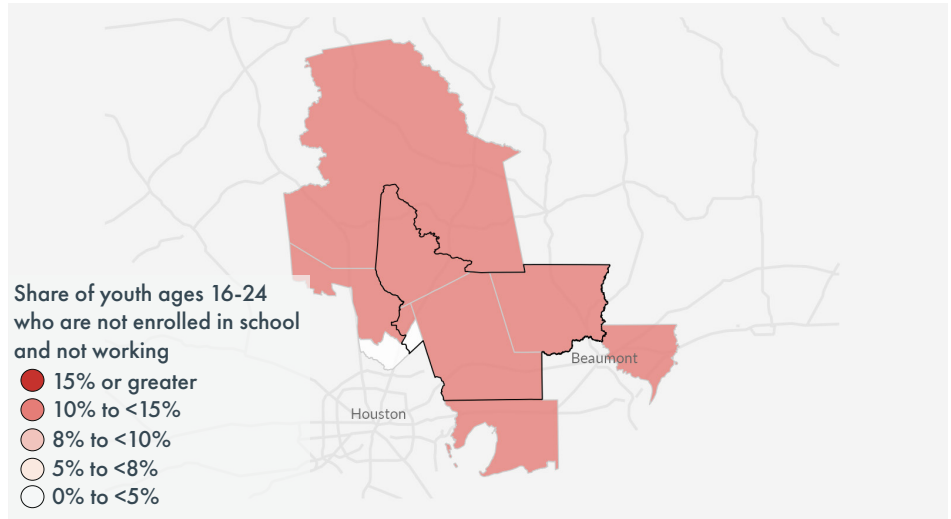


Sources: IPUMS American Community Survey 2018-2022; Wage impact data comes from Ray Marshall Center’s analysis, as part of Evaluation of Services for Texas Opportunity Youth (ESTOY) project, of data from UT Austin’s Texas Education Research Center (<https://sites.utexas.edu/raymarshallcenter/>). State average is the weighted average of all state districts.

OPPORTUNITY YOUTH & WORKFORCE PRODUCTIVITY IN TEXAS



House District #18
Rep. Ernest Bailes



OPPORTUNITY YOUTH IN TEXAS

Young Texans aged 16-24 are crucial to not only our workforce but our economic future, yet **13.1% are neither in school nor working**. These opportunity youth and young adults (OYYA) need support to reconnect and become college or career ready.

In 2025, the Texas Workforce Commission plans to allocate **over \$80 million** in WIOA funds—the primary resource for OYYA—to youth programs. To secure Texas’ prosperity, we must efficiently use these funds and improve coordination among stakeholders to help over one million OYYA reengage in education or employment.

POLICY PRIORITIES

Proposed Policy Recommendations

- **Enhanced Fiscal Transparency:** Require aggregation of existing workforce data for Texans aged 16-24
- **Strategic Planning:** Require local workforce boards to include strategies for engaging OYYA
- **Increased Community Engagement:** Notify workforce officials when subsidized job creation exceeds 100 jobs

Policy Impact

- Improve program evaluation and enable policymakers to make data-driven decisions
- Promote population awareness and consistent, targeted approaches for OYYA needs
- Improve workforce preparation, including job training, childcare, and transportation support

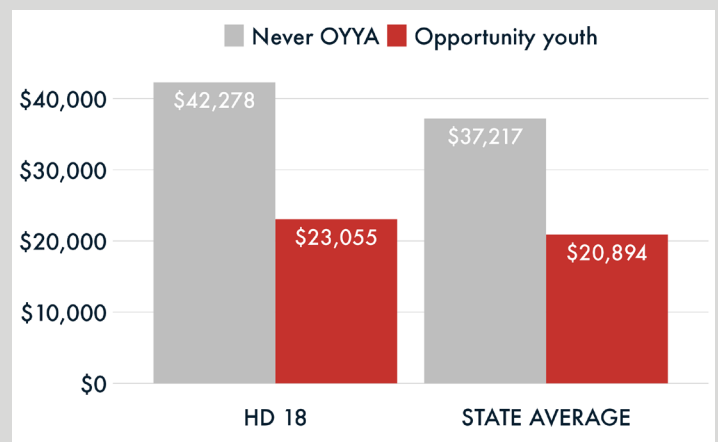
HOUSE DISTRICT #18

3,486 youth ages 16-24 are **not** enrolled in school and **not** working (19%).

Opportunity youth	Count	Percent
Male	1,540	44%
Female	1,945	56%
No health insurance	1,701	49%
No college (age 20-24)	2,063	77%
Parenting	788	23%

IMPACT ON WAGES

On average, youth who experienced disconnection in **HD 1** make **\$19,222** less annually by age 28.

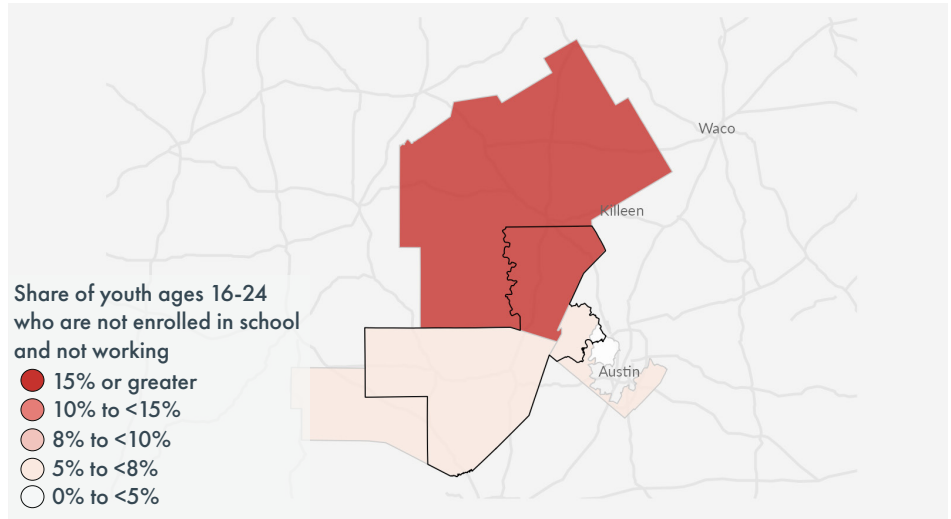


Sources: IPUMS American Community Survey 2018-2022; Wage impact data comes from Ray Marshall Center’s analysis, as part of Evaluation of Services for Texas Opportunity Youth (ESTOY) project, of data from UT Austin’s Texas Education Research Center (<https://sites.utexas.edu/raymarshallcenter/>). State average is the weighted average of all state districts.

OPPORTUNITY YOUTH & WORKFORCE PRODUCTIVITY IN TEXAS



House District #19
Rep. Ellen Troxclair



OPPORTUNITY YOUTH IN TEXAS

Young Texans aged 16-24 are crucial to not only our workforce but our economic future, yet **13.1% are neither in school nor working**. These opportunity youth and young adults (OYYA) need support to reconnect and become college or career ready.

In 2025, the Texas Workforce Commission plans to allocate **over \$80 million** in WIOA funds—the primary resource for OYYA—to youth programs. To secure Texas’ prosperity, we must efficiently use these funds and improve coordination among stakeholders to help over one million OYYA reengage in education or employment.

POLICY PRIORITIES

Proposed Policy Recommendations

- **Enhanced Fiscal Transparency:** Require aggregation of existing workforce data for Texans aged 16-24
- **Strategic Planning:** Require local workforce boards to include strategies for engaging OYYA
- **Increased Community Engagement:** Notify workforce officials when subsidized job creation exceeds 100 jobs

Policy Impact

- Improve program evaluation and enable policymakers to make data-driven decisions
- Promote population awareness and consistent, targeted approaches for OYYA needs
- Improve workforce preparation, including job training, childcare, and transportation support

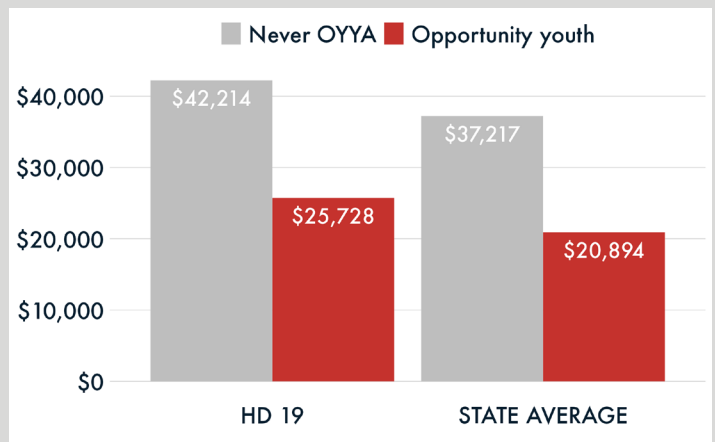
HOUSE DISTRICT #19

2,012 youth ages 16-24 are **not** enrolled in school and **not** working (12%).

Opportunity youth	Count	Percent
Male	1,085	54%
Female	927	46%
No health insurance	792	39%
No college (age 20-24)	1,098	73%
Parenting	294	15%

IMPACT ON WAGES

On average, youth who experienced disconnection in **HD 1** make **\$16,486** less annually by age 28.

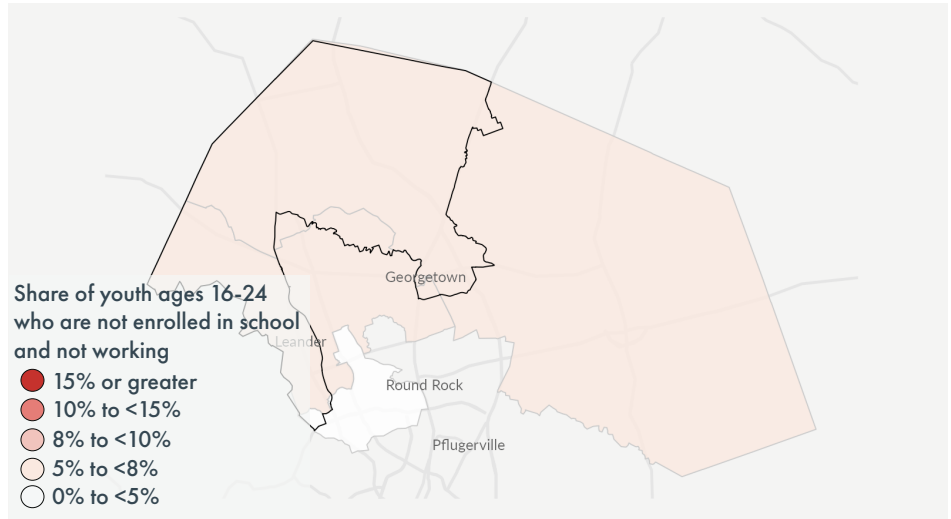


Sources: IPUMS American Community Survey 2018-2022; Wage impact data comes from Ray Marshall Center’s analysis, as part of Evaluation of Services for Texas Opportunity Youth (ESTOY) project, of data from UT Austin’s Texas Education Research Center (<https://sites.utexas.edu/raymarshallcenter/>). State average is the weighted average of all state districts.

OPPORTUNITY YOUTH & WORKFORCE PRODUCTIVITY IN TEXAS



House District #20
Rep. Terry M. Wilson



OPPORTUNITY YOUTH IN TEXAS

Young Texans aged 16-24 are crucial to not only our workforce but our economic future, yet **13.1% are neither in school nor working**. These opportunity youth and young adults (OYYA) need support to reconnect and become college or career ready.

In 2025, the Texas Workforce Commission plans to allocate **over \$80 million** in WIOA funds—the primary resource for OYYA—to youth programs. To secure Texas’ prosperity, we must efficiently use these funds and improve coordination among stakeholders to help over one million OYYA reengage in education or employment.

POLICY PRIORITIES

Proposed Policy Recommendations

- **Enhanced Fiscal Transparency:** Require aggregation of existing workforce data for Texans aged 16-24
- **Strategic Planning:** Require local workforce boards to include strategies for engaging OYYA
- **Increased Community Engagement:** Notify workforce officials when subsidized job creation exceeds 100 jobs

Policy Impact

- Improve program evaluation and enable policymakers to make data-driven decisions
- Promote population awareness and consistent, targeted approaches for OYYA needs
- Improve workforce preparation, including job training, childcare, and transportation support

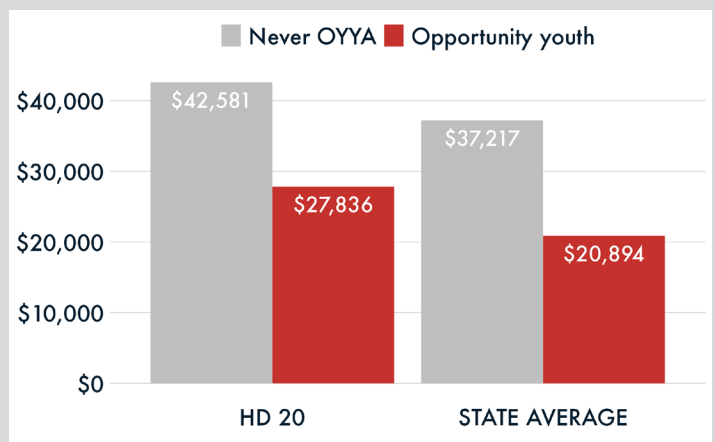
HOUSE DISTRICT #20

1,760 youth ages 16-24 are **not** enrolled in school and **not** working (10%).

Opportunity youth	Count	Percent
Male	835	47%
Female	925	53%
No health insurance	605	34%
No college (age 20-24)	887	71%
Parenting	115	7%

IMPACT ON WAGES

On average, youth who experienced disconnection in **HD 1** make **\$14,745** less annually by age 28.

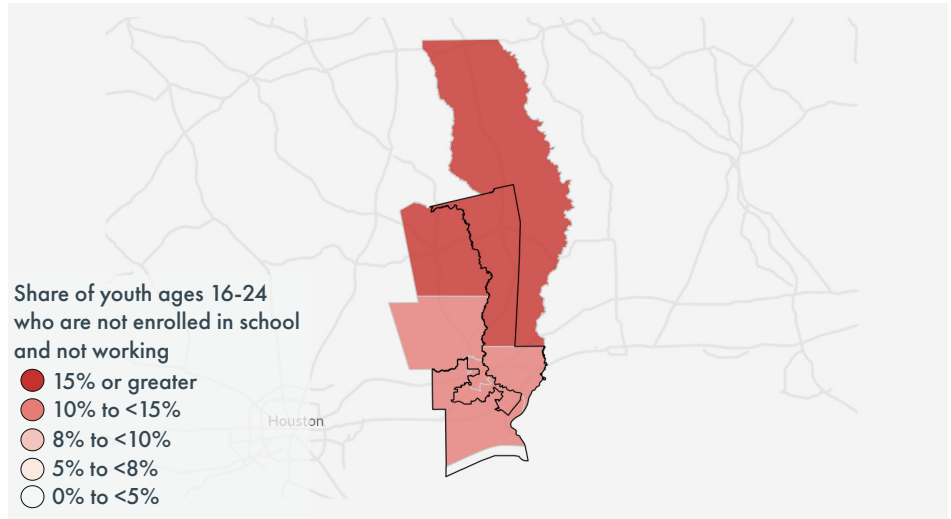


Sources: IPUMS American Community Survey 2018-2022; Wage impact data comes from Ray Marshall Center’s analysis, as part of Evaluation of Services for Texas Opportunity Youth (ESTOY) project, of data from UT Austin’s Texas Education Research Center (<https://sites.utexas.edu/raymarshallcenter/>). State average is the weighted average of all state districts.

OPPORTUNITY YOUTH & WORKFORCE PRODUCTIVITY IN TEXAS



House District #21
Rep. Dade Phelan



OPPORTUNITY YOUTH IN TEXAS

Young Texans aged 16-24 are crucial to not only our workforce but our economic future, yet **13.1% are neither in school nor working**. These opportunity youth and young adults (OYYA) need support to reconnect and become college or career ready.

In 2025, the Texas Workforce Commission plans to allocate **over \$80 million** in WIOA funds—the primary resource for OYYA—to youth programs. To secure Texas’ prosperity, we must efficiently use these funds and improve coordination among stakeholders to help over one million OYYA reengage in education or employment.

POLICY PRIORITIES

Proposed Policy Recommendations

- **Enhanced Fiscal Transparency:** Require aggregation of existing workforce data for Texans aged 16-24
- **Strategic Planning:** Require local workforce boards to include strategies for engaging OYYA
- **Increased Community Engagement:** Notify workforce officials when subsidized job creation exceeds 100 jobs

Policy Impact

- Improve program evaluation and enable policymakers to make data-driven decisions
- Promote population awareness and consistent, targeted approaches for OYYA needs
- Improve workforce preparation, including job training, childcare, and transportation support

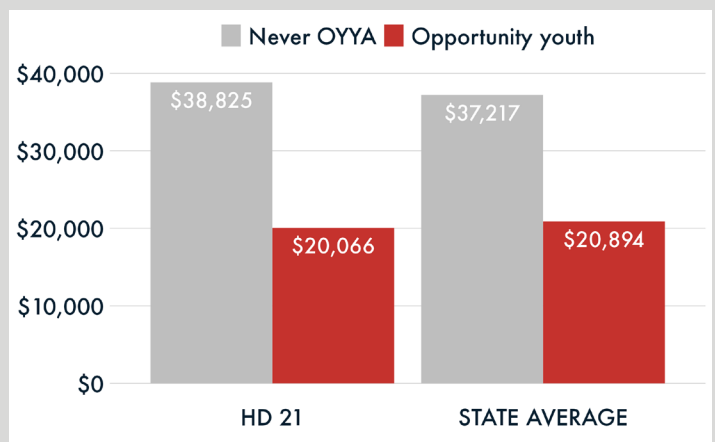
HOUSE DISTRICT #21

3,029 youth ages 16-24 are **not** enrolled in school and **not** working (21%).

Opportunity youth	Count	Percent
Male	1,559	51%
Female	1,470	49%
No health insurance	1,468	48%
No college (age 20-24)	1,762	78%
Parenting	598	20%

IMPACT ON WAGES

On average, youth who experienced disconnection in **HD 1** make **\$18,759** less annually by age 28.

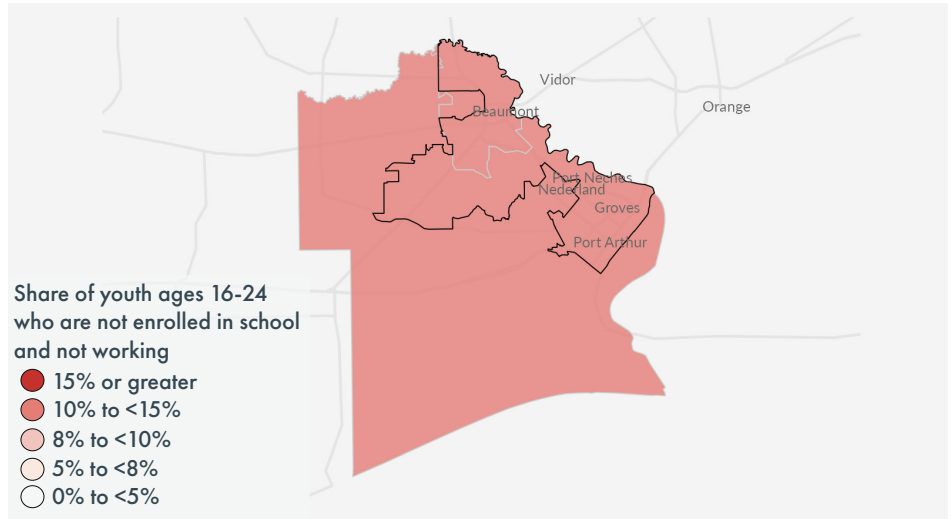


Sources: IPUMS American Community Survey 2018-2022; Wage impact data comes from Ray Marshall Center’s analysis, as part of Evaluation of Services for Texas Opportunity Youth (ESTOY) project, of data from UT Austin’s Texas Education Research Center (<https://sites.utexas.edu/raymarshallcenter/>). State average is the weighted average of all state districts.

OPPORTUNITY YOUTH & WORKFORCE PRODUCTIVITY IN TEXAS



House District #22
Rep. Christian Manuel



OPPORTUNITY YOUTH IN TEXAS

Young Texans aged 16-24 are crucial to not only our workforce but our economic future, yet **13.1% are neither in school nor working**. These opportunity youth and young adults (OYYA) need support to reconnect and become college or career ready.

In 2025, the Texas Workforce Commission plans to allocate **over \$80 million** in WIOA funds—the primary resource for OYYA—to youth programs. To secure Texas’ prosperity, we must efficiently use these funds and improve coordination among stakeholders to help over one million OYYA reengage in education or employment.

POLICY PRIORITIES

Proposed Policy Recommendations

- **Enhanced Fiscal Transparency:** Require aggregation of existing workforce data for Texans aged 16-24
- **Strategic Planning:** Require local workforce boards to include strategies for engaging OYYA
- **Increased Community Engagement:** Notify workforce officials when subsidized job creation exceeds 100 jobs

Policy Impact

- Improve program evaluation and enable policymakers to make data-driven decisions
- Promote population awareness and consistent, targeted approaches for OYYA needs
- Improve workforce preparation, including job training, childcare, and transportation support

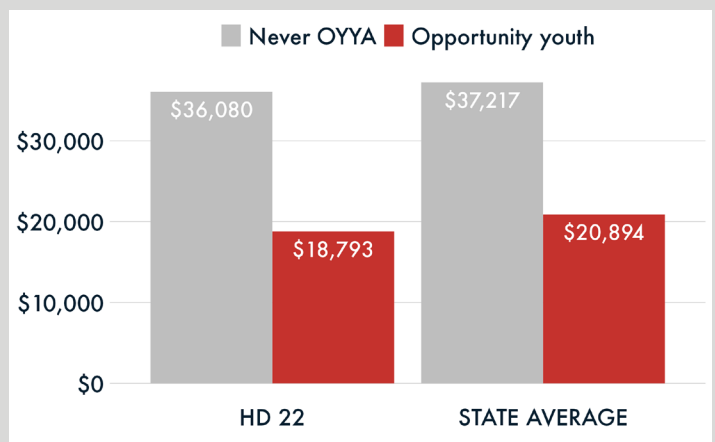
HOUSE DISTRICT #22

2,935 youth ages 16-24 are **not** enrolled in school and **not** working (20%).

Opportunity youth	Count	Percent
Male	1,682	57%
Female	1,253	43%
No health insurance	1,654	56%
No college (age 20-24)	1,683	80%
Parenting	415	14%

IMPACT ON WAGES

On average, youth who experienced disconnection in **HD 1** make **\$17,287** less annually by age 28.

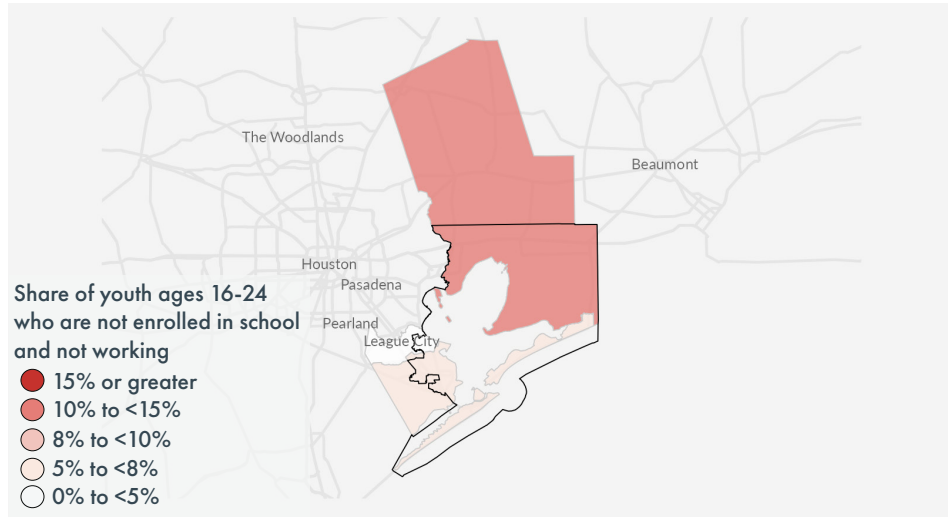


Sources: IPUMS American Community Survey 2018-2022; Wage impact data comes from Ray Marshall Center’s analysis, as part of Evaluation of Services for Texas Opportunity Youth (ESTOY) project, of data from UT Austin’s Texas Education Research Center (<https://sites.utexas.edu/raymarshallcenter/>). State average is the weighted average of all state districts.

OPPORTUNITY YOUTH & WORKFORCE PRODUCTIVITY IN TEXAS



House District #23
Rep. Terri Leo Wilson



OPPORTUNITY YOUTH IN TEXAS

Young Texans aged 16-24 are crucial to not only our workforce but our economic future, yet **13.1% are neither in school nor working**. These opportunity youth and young adults (OYYA) need support to reconnect and become college or career ready.

In 2025, the Texas Workforce Commission plans to allocate **over \$80 million** in WIOA funds—the primary resource for OYYA—to youth programs. To secure Texas’ prosperity, we must efficiently use these funds and improve coordination among stakeholders to help over one million OYYA reengage in education or employment.

POLICY PRIORITIES

Proposed Policy Recommendations

- **Enhanced Fiscal Transparency:** Require aggregation of existing workforce data for Texans aged 16-24
- **Strategic Planning:** Require local workforce boards to include strategies for engaging OYYA
- **Increased Community Engagement:** Notify workforce officials when subsidized job creation exceeds 100 jobs

Policy Impact

- Improve program evaluation and enable policymakers to make data-driven decisions
- Promote population awareness and consistent, targeted approaches for OYYA needs
- Improve workforce preparation, including job training, childcare, and transportation support

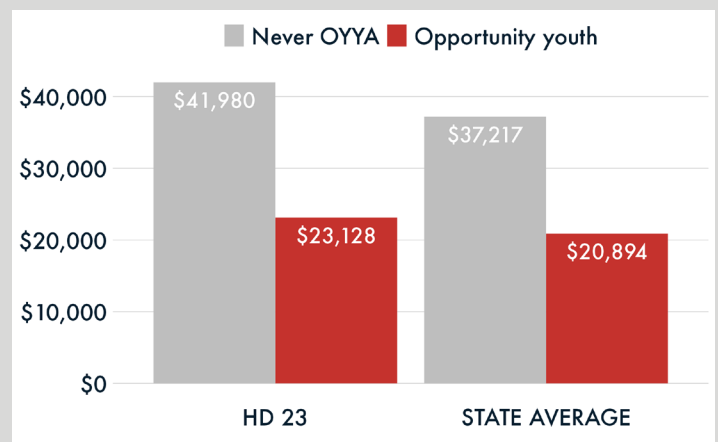
HOUSE DISTRICT #23

2,856 youth ages 16-24 are **not** enrolled in school and **not** working (14%).

Opportunity youth	Count	Percent
Male	1,438	50%
Female	1,418	50%
No health insurance	1,293	45%
No college (age 20-24)	1,605	73%
Parenting	445	16%

IMPACT ON WAGES

On average, youth who experienced disconnection in **HD 1** make **\$18,852** less annually by age 28.

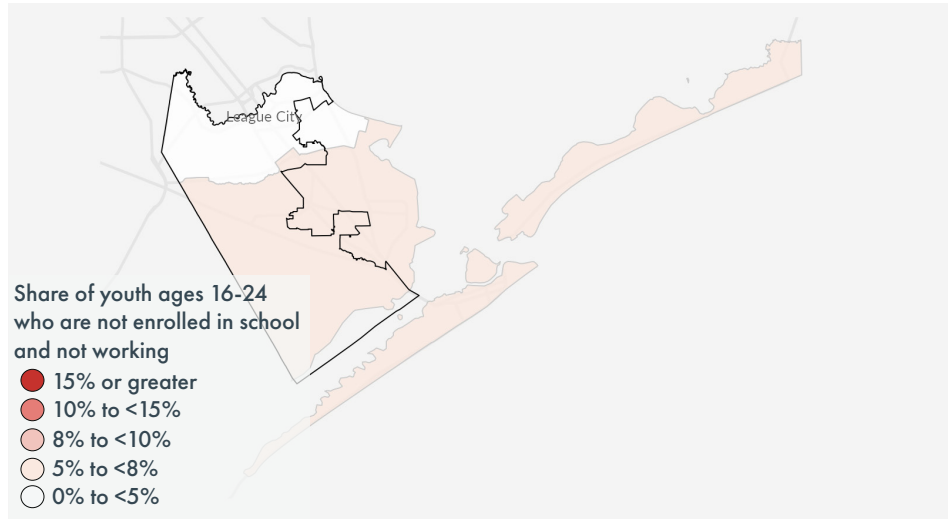


Sources: IPUMS American Community Survey 2018-2022; Wage impact data comes from Ray Marshall Center’s analysis, as part of Evaluation of Services for Texas Opportunity Youth (ESTOY) project, of data from UT Austin’s Texas Education Research Center (<https://sites.utexas.edu/raymarshallcenter/>). State average is the weighted average of all state districts.

OPPORTUNITY YOUTH & WORKFORCE PRODUCTIVITY IN TEXAS



House District #24
Rep. Greg Bonnen



OPPORTUNITY YOUTH IN TEXAS

Young Texans aged 16-24 are crucial to not only our workforce but our economic future, yet **13.1% are neither in school nor working**. These opportunity youth and young adults (OYYA) need support to reconnect and become college or career ready.

In 2025, the Texas Workforce Commission plans to allocate **over \$80 million** in WIOA funds—the primary resource for OYYA—to youth programs. To secure Texas’ prosperity, we must efficiently use these funds and improve coordination among stakeholders to help over one million OYYA reengage in education or employment.

POLICY PRIORITIES

Proposed Policy Recommendations

- **Enhanced Fiscal Transparency:** Require aggregation of existing workforce data for Texans aged 16-24
- **Strategic Planning:** Require local workforce boards to include strategies for engaging OYYA
- **Increased Community Engagement:** Notify workforce officials when subsidized job creation exceeds 100 jobs

Policy Impact

- Improve program evaluation and enable policymakers to make data-driven decisions
- Promote population awareness and consistent, targeted approaches for OYYA needs
- Improve workforce preparation, including job training, childcare, and transportation support

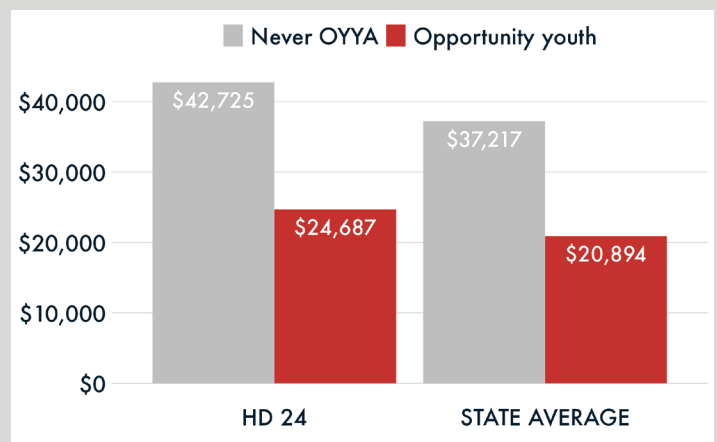
HOUSE DISTRICT #24

1,915 youth ages 16-24 are **not** enrolled in school and **not** working (10%).

Opportunity youth	Count	Percent
Male	855	45%
Female	1,059	55%
No health insurance	611	32%
No college (age 20-24)	971	66%
Parenting	467	24%

IMPACT ON WAGES

On average, youth who experienced disconnection in **HD 1** make **\$18,038** less annually by age 28.

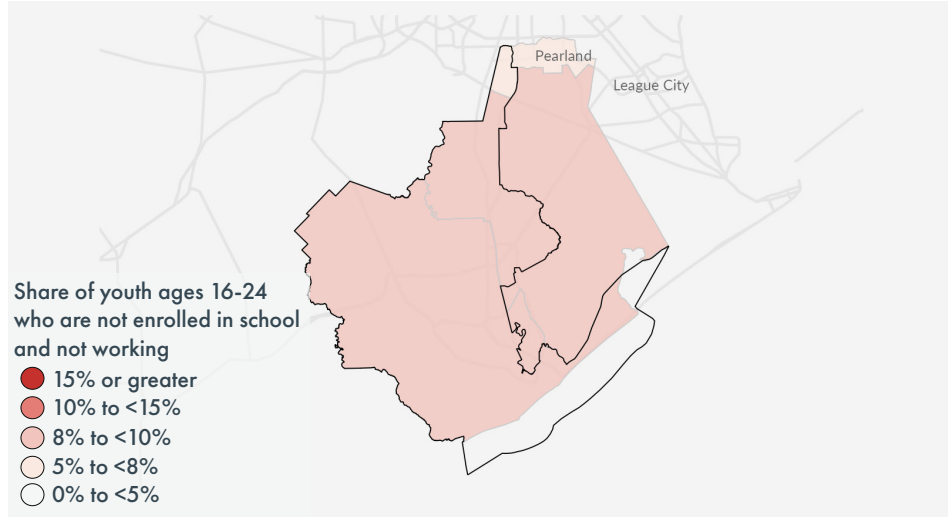


Sources: IPUMS American Community Survey 2018-2022; Wage impact data comes from Ray Marshall Center’s analysis, as part of Evaluation of Services for Texas Opportunity Youth (ESTOY) project, of data from UT Austin’s Texas Education Research Center (<https://sites.utexas.edu/raymarshallcenter/>). State average is the weighted average of all state districts.

OPPORTUNITY YOUTH & WORKFORCE PRODUCTIVITY IN TEXAS



House District #25
Rep. Cody Vasut



OPPORTUNITY YOUTH IN TEXAS

Young Texans aged 16-24 are crucial to not only our workforce but our economic future, yet **13.1% are neither in school nor working**. These opportunity youth and young adults (OYYA) need support to reconnect and become college or career ready.

In 2025, the Texas Workforce Commission plans to allocate **over \$80 million** in WIOA funds—the primary resource for OYYA—to youth programs. To secure Texas’ prosperity, we must efficiently use these funds and improve coordination among stakeholders to help over one million OYYA reengage in education or employment.

POLICY PRIORITIES

Proposed Policy Recommendations

- **Enhanced Fiscal Transparency:** Require aggregation of existing workforce data for Texans aged 16-24
- **Strategic Planning:** Require local workforce boards to include strategies for engaging OYYA
- **Increased Community Engagement:** Notify workforce officials when subsidized job creation exceeds 100 jobs

Policy Impact

- Improve program evaluation and enable policymakers to make data-driven decisions
- Promote population awareness and consistent, targeted approaches for OYYA needs
- Improve workforce preparation, including job training, childcare, and transportation support

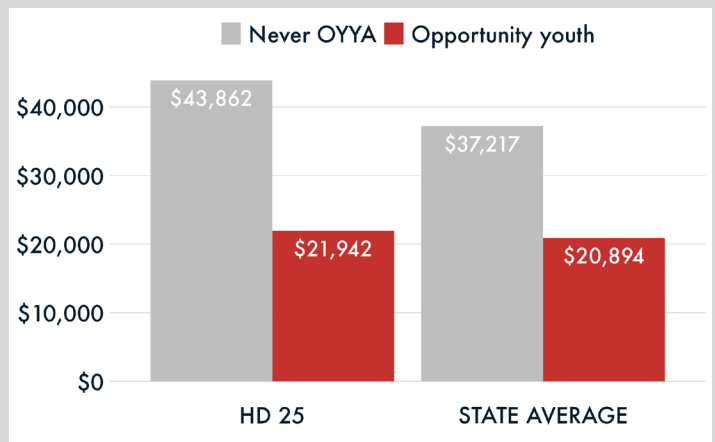
HOUSE DISTRICT #25

2,131 youth ages 16-24 are **not** enrolled in school and **not** working (15%).

Opportunity youth	Count	Percent
Male	1,205	57%
Female	926	43%
No health insurance	1,237	58%
No college (age 20-24)	1,230	73%
Parenting	327	15%

IMPACT ON WAGES

On average, youth who experienced disconnection in **HD 1** make **\$21,920** less annually by age 28.

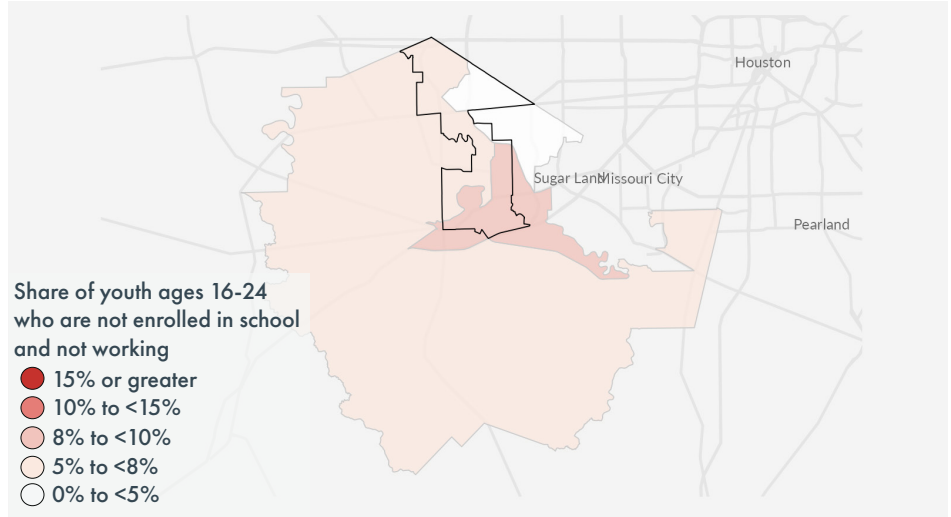


Sources: IPUMS American Community Survey 2018-2022; Wage impact data comes from Ray Marshall Center’s analysis, as part of Evaluation of Services for Texas Opportunity Youth (ESTOY) project, of data from UT Austin’s Texas Education Research Center (<https://sites.utexas.edu/raymarshallcenter/>). State average is the weighted average of all state districts.

OPPORTUNITY YOUTH & WORKFORCE PRODUCTIVITY IN TEXAS



House District #26
Rep. Jacey Jetton



OPPORTUNITY YOUTH IN TEXAS

Young Texans aged 16-24 are crucial to not only our workforce but our economic future, yet **13.1% are neither in school nor working**. These opportunity youth and young adults (OYYA) need support to reconnect and become college or career ready.

In 2025, the Texas Workforce Commission plans to allocate **over \$80 million** in WIOA funds—the primary resource for OYYA—to youth programs. To secure Texas’ prosperity, we must efficiently use these funds and improve coordination among stakeholders to help over one million OYYA reengage in education or employment.

POLICY PRIORITIES

Proposed Policy Recommendations

- **Enhanced Fiscal Transparency:** Require aggregation of existing workforce data for Texans aged 16-24
- **Strategic Planning:** Require local workforce boards to include strategies for engaging OYYA
- **Increased Community Engagement:** Notify workforce officials when subsidized job creation exceeds 100 jobs

Policy Impact

- Improve program evaluation and enable policymakers to make data-driven decisions
- Promote population awareness and consistent, targeted approaches for OYYA needs
- Improve workforce preparation, including job training, childcare, and transportation support

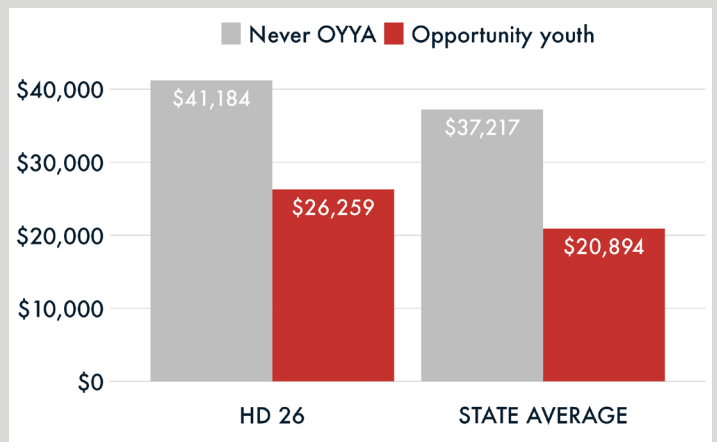
HOUSE DISTRICT #26

1,713 youth ages 16-24 are **not** enrolled in school and **not** working (8%).

Opportunity youth	Count	Percent
Male	826	48%
Female	887	52%
No health insurance	459	27%
No college (age 20-24)	767	63%
Parenting	198	12%

IMPACT ON WAGES

On average, youth who experienced disconnection in **HD 1** make **\$14,925** less annually by age 28.

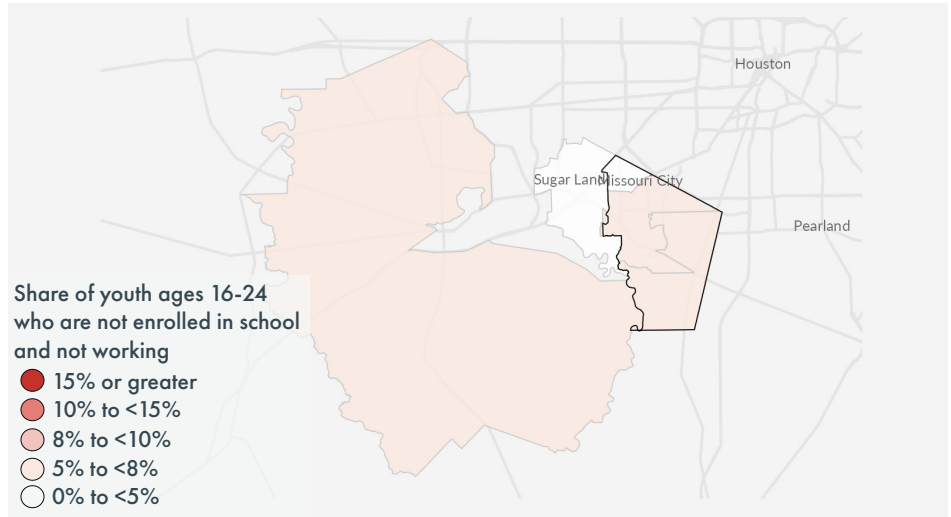


Sources: IPUMS American Community Survey 2018-2022; Wage impact data comes from Ray Marshall Center’s analysis, as part of Evaluation of Services for Texas Opportunity Youth (ESTOY) project, of data from UT Austin’s Texas Education Research Center (<https://sites.utexas.edu/raymarshallcenter/>). State average is the weighted average of all state districts.

OPPORTUNITY YOUTH & WORKFORCE PRODUCTIVITY IN TEXAS



House District #27
Rep. Ron Reynolds



OPPORTUNITY YOUTH IN TEXAS

Young Texans aged 16-24 are crucial to not only our workforce but our economic future, yet **13.1% are neither in school nor working**. These opportunity youth and young adults (OYYA) need support to reconnect and become college or career ready.

In 2025, the Texas Workforce Commission plans to allocate **over \$80 million** in WIOA funds—the primary resource for OYYA—to youth programs. To secure Texas’ prosperity, we must efficiently use these funds and improve coordination among stakeholders to help over one million OYYA reengage in education or employment.

POLICY PRIORITIES

Proposed Policy Recommendations

- **Enhanced Fiscal Transparency:** Require aggregation of existing workforce data for Texans aged 16-24
- **Strategic Planning:** Require local workforce boards to include strategies for engaging OYYA
- **Increased Community Engagement:** Notify workforce officials when subsidized job creation exceeds 100 jobs

Policy Impact

- Improve program evaluation and enable policymakers to make data-driven decisions
- Promote population awareness and consistent, targeted approaches for OYYA needs
- Improve workforce preparation, including job training, childcare, and transportation support

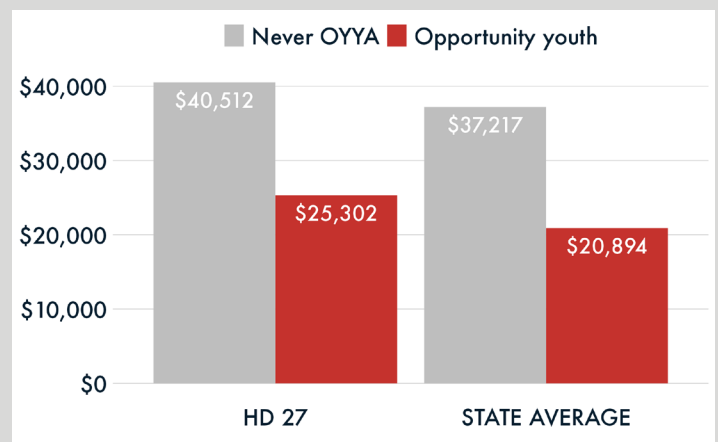
HOUSE DISTRICT #27

1,840 youth ages 16-24 are **not** enrolled in school and **not** working (11%).

Opportunity youth	Count	Percent
Male	984	53%
Female	856	47%
No health insurance	525	29%
No college (age 20-24)	789	59%
Parenting	98	5%

IMPACT ON WAGES

On average, youth who experienced disconnection in **HD 1** make **\$15,211** less annually by age 28.

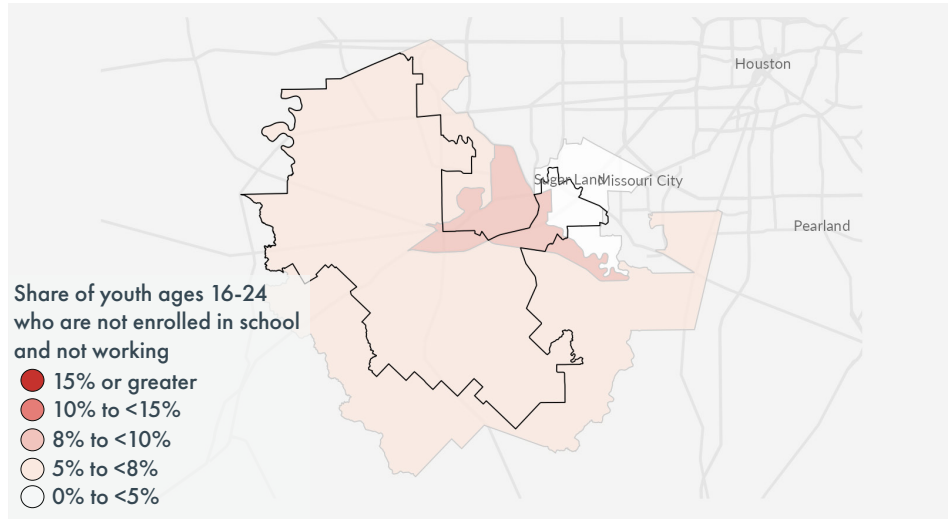


Sources: IPUMS American Community Survey 2018-2022; Wage impact data comes from Ray Marshall Center’s analysis, as part of Evaluation of Services for Texas Opportunity Youth (ESTOY) project, of data from UT Austin’s Texas Education Research Center (<https://sites.utexas.edu/raymarshallcenter/>). State average is the weighted average of all state districts.

OPPORTUNITY YOUTH & WORKFORCE PRODUCTIVITY IN TEXAS



House District #28
Rep. Gary Gates



OPPORTUNITY YOUTH IN TEXAS

Young Texans aged 16-24 are crucial to not only our workforce but our economic future, yet **13.1% are neither in school nor working**. These opportunity youth and young adults (OYYA) need support to reconnect and become college or career ready.

In 2025, the Texas Workforce Commission plans to allocate **over \$80 million** in WIOA funds—the primary resource for OYYA—to youth programs. To secure Texas’ prosperity, we must efficiently use these funds and improve coordination among stakeholders to help over one million OYYA reengage in education or employment.

POLICY PRIORITIES

Proposed Policy Recommendations

- **Enhanced Fiscal Transparency:** Require aggregation of existing workforce data for Texans aged 16-24
- **Strategic Planning:** Require local workforce boards to include strategies for engaging OYYA
- **Increased Community Engagement:** Notify workforce officials when subsidized job creation exceeds 100 jobs

Policy Impact

- Improve program evaluation and enable policymakers to make data-driven decisions
- Promote population awareness and consistent, targeted approaches for OYYA needs
- Improve workforce preparation, including job training, childcare, and transportation support

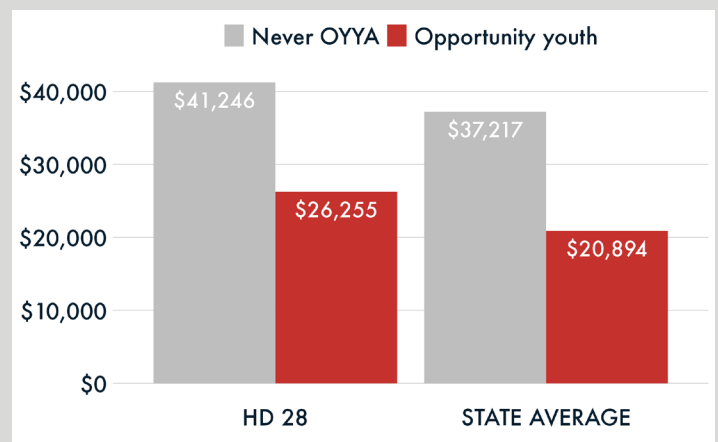
HOUSE DISTRICT #28

1,622 youth ages 16-24 are **not** enrolled in school and **not** working (9%).

Opportunity youth	Count	Percent
Male	796	49%
Female	825	51%
No health insurance	488	30%
No college (age 20-24)	746	62%
Parenting	235	14%

IMPACT ON WAGES

On average, youth who experienced disconnection in **HD 1** make **\$14,991** less annually by age 28.

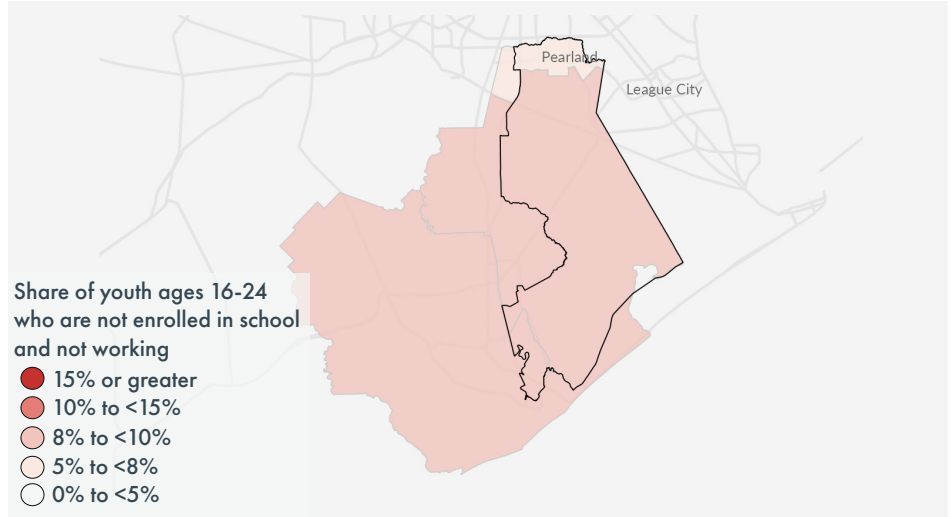


Sources: IPUMS American Community Survey 2018-2022; Wage impact data comes from Ray Marshall Center’s analysis, as part of Evaluation of Services for Texas Opportunity Youth (ESTOY) project, of data from UT Austin’s Texas Education Research Center (<https://sites.utexas.edu/raymarshallcenter/>). State average is the weighted average of all state districts.

OPPORTUNITY YOUTH & WORKFORCE PRODUCTIVITY IN TEXAS



House District #29
Rep. Ed Thompson



OPPORTUNITY YOUTH IN TEXAS

Young Texans aged 16-24 are crucial to not only our workforce but our economic future, yet **13.1% are neither in school nor working**. These opportunity youth and young adults (OYYA) need support to reconnect and become college or career ready.

In 2025, the Texas Workforce Commission plans to allocate **over \$80 million** in WIOA funds—the primary resource for OYYA—to youth programs. To secure Texas’ prosperity, we must efficiently use these funds and improve coordination among stakeholders to help over one million OYYA reengage in education or employment.

POLICY PRIORITIES

Proposed Policy Recommendations

- **Enhanced Fiscal Transparency:** Require aggregation of existing workforce data for Texans aged 16-24
- **Strategic Planning:** Require local workforce boards to include strategies for engaging OYYA
- **Increased Community Engagement:** Notify workforce officials when subsidized job creation exceeds 100 jobs

Policy Impact

- Improve program evaluation and enable policymakers to make data-driven decisions
- Promote population awareness and consistent, targeted approaches for OYYA needs
- Improve workforce preparation, including job training, childcare, and transportation support

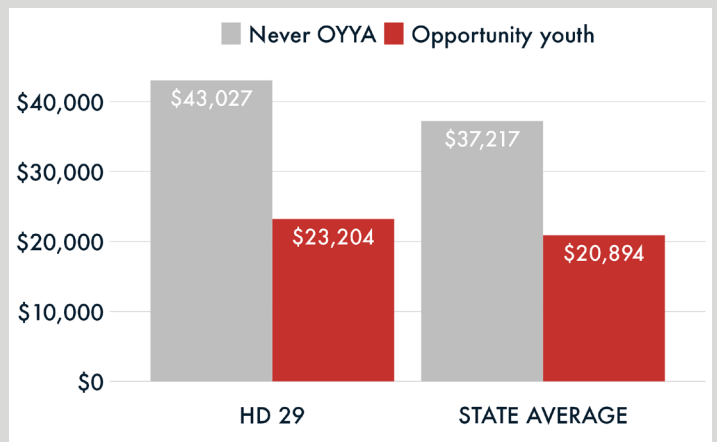
HOUSE DISTRICT #29

2,220 youth ages 16-24 are **not** enrolled in school and **not** working (14%).

Opportunity youth	Count	Percent
Male	1,423	64%
Female	797	36%
No health insurance	907	41%
No college (age 20-24)	1,019	62%
Parenting	373	17%

IMPACT ON WAGES

On average, youth who experienced disconnection in **HD 1** make **\$19,823** less annually by age 28.

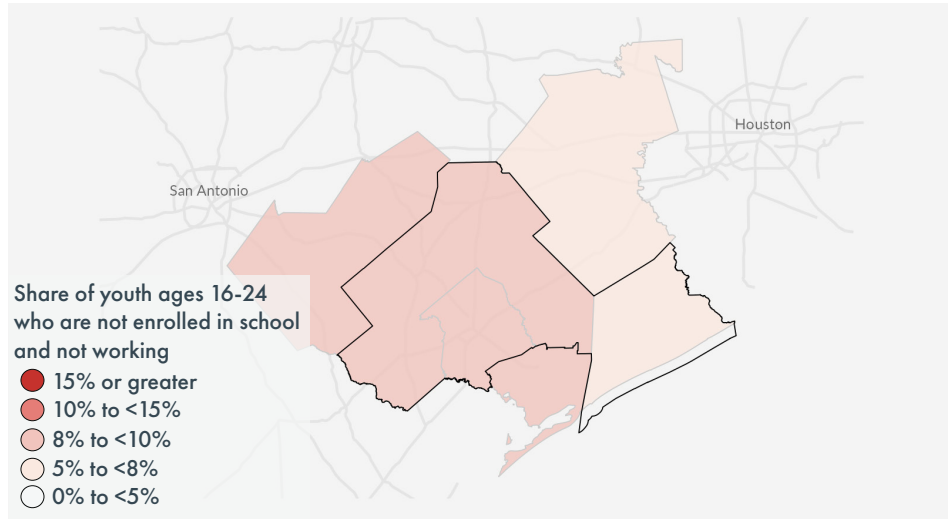


Sources: IPUMS American Community Survey 2018-2022; Wage impact data comes from Ray Marshall Center’s analysis, as part of Evaluation of Services for Texas Opportunity Youth (ESTOY) project, of data from UT Austin’s Texas Education Research Center (<https://sites.utexas.edu/raymarshallcenter/>). State average is the weighted average of all state districts.

OPPORTUNITY YOUTH & WORKFORCE PRODUCTIVITY IN TEXAS



House District #30
Rep. Geanie W. Morrison



OPPORTUNITY YOUTH IN TEXAS

Young Texans aged 16-24 are crucial to not only our workforce but our economic future, yet **13.1% are neither in school nor working**. These opportunity youth and young adults (OYYA) need support to reconnect and become college or career ready.

In 2025, the Texas Workforce Commission plans to allocate **over \$80 million** in WIOA funds—the primary resource for OYYA—to youth programs. To secure Texas’ prosperity, we must efficiently use these funds and improve coordination among stakeholders to help over one million OYYA reengage in education or employment.

POLICY PRIORITIES

Proposed Policy Recommendations

- **Enhanced Fiscal Transparency:** Require aggregation of existing workforce data for Texans aged 16-24
- **Strategic Planning:** Require local workforce boards to include strategies for engaging OYYA
- **Increased Community Engagement:** Notify workforce officials when subsidized job creation exceeds 100 jobs

Policy Impact

- Improve program evaluation and enable policymakers to make data-driven decisions
- Promote population awareness and consistent, targeted approaches for OYYA needs
- Improve workforce preparation, including job training, childcare, and transportation support

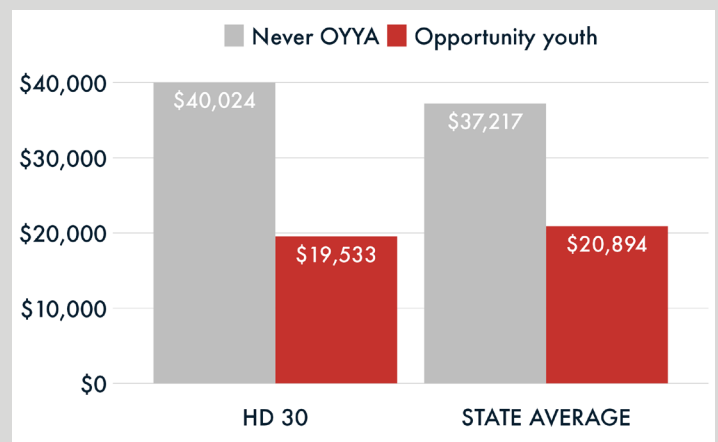
HOUSE DISTRICT #30

2,376 youth ages 16-24 are **not** enrolled in school and **not** working (14%).

Opportunity youth	Count	Percent
Male	1,300	55%
Female	1,076	45%
No health insurance	1,107	47%
No college (age 20-24)	1,439	82%
Parenting	426	18%

IMPACT ON WAGES

On average, youth who experienced disconnection in **HD 1** make **\$20,491** less annually by age 28.

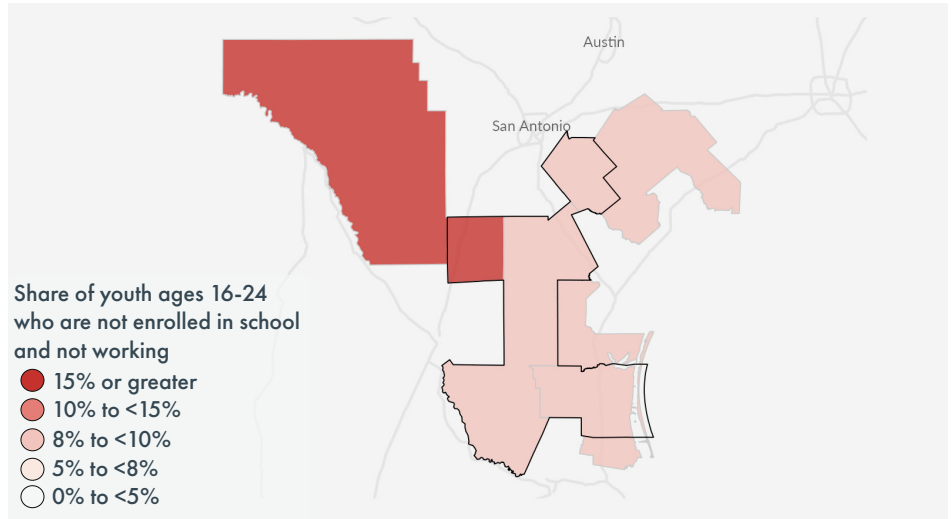


Sources: IPUMS American Community Survey 2018-2022; Wage impact data comes from Ray Marshall Center’s analysis, as part of Evaluation of Services for Texas Opportunity Youth (ESTOY) project, of data from UT Austin’s Texas Education Research Center (<https://sites.utexas.edu/raymarshallcenter/>). State average is the weighted average of all state districts.

OPPORTUNITY YOUTH & WORKFORCE PRODUCTIVITY IN TEXAS



House District #31
Rep. Ryan Guillen



OPPORTUNITY YOUTH IN TEXAS

Young Texans aged 16-24 are crucial to not only our workforce but our economic future, yet **13.1% are neither in school nor working**. These opportunity youth and young adults (OYYA) need support to reconnect and become college or career ready.

In 2025, the Texas Workforce Commission plans to allocate **over \$80 million** in WIOA funds—the primary resource for OYYA—to youth programs. To secure Texas’ prosperity, we must efficiently use these funds and improve coordination among stakeholders to help over one million OYYA reengage in education or employment.

POLICY PRIORITIES

Proposed Policy Recommendations

- **Enhanced Fiscal Transparency:** Require aggregation of existing workforce data for Texans aged 16-24
- **Strategic Planning:** Require local workforce boards to include strategies for engaging OYYA
- **Increased Community Engagement:** Notify workforce officials when subsidized job creation exceeds 100 jobs

Policy Impact

- Improve program evaluation and enable policymakers to make data-driven decisions
- Promote population awareness and consistent, targeted approaches for OYYA needs
- Improve workforce preparation, including job training, childcare, and transportation support

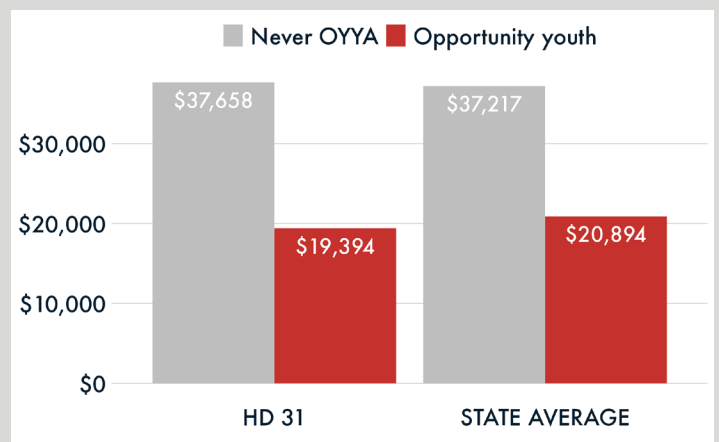
HOUSE DISTRICT #31

2,282 youth ages 16-24 are **not** enrolled in school and **not** working (17%).

Opportunity youth	Count	Percent
Male	1,151	50%
Female	1,131	50%
No health insurance	1,235	54%
No college (age 20-24)	1,272	82%
Parenting	472	21%

IMPACT ON WAGES

On average, youth who experienced disconnection in **HD 1** make **\$18,265** less annually by age 28.

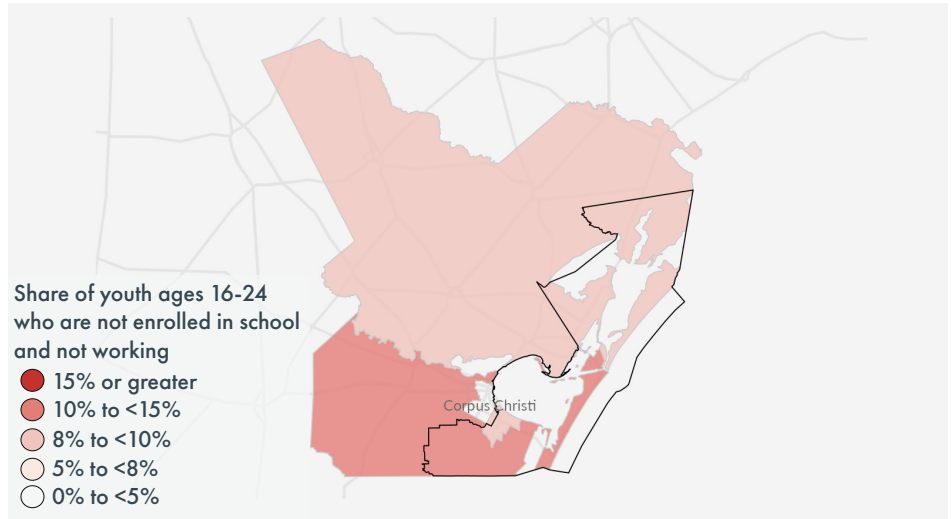


Sources: IPUMS American Community Survey 2018-2022; Wage impact data comes from Ray Marshall Center’s analysis, as part of Evaluation of Services for Texas Opportunity Youth (ESTOY) project, of data from UT Austin’s Texas Education Research Center (<https://sites.utexas.edu/raymarshallcenter/>). State average is the weighted average of all state districts.

OPPORTUNITY YOUTH & WORKFORCE PRODUCTIVITY IN TEXAS



House District #32
Rep. Todd Hunter



OPPORTUNITY YOUTH IN TEXAS

Young Texans aged 16-24 are crucial to not only our workforce but our economic future, yet **13.1% are neither in school nor working**. These opportunity youth and young adults (OYYA) need support to reconnect and become college or career ready.

In 2025, the Texas Workforce Commission plans to allocate **over \$80 million** in WIOA funds—the primary resource for OYYA—to youth programs. To secure Texas’ prosperity, we must efficiently use these funds and improve coordination among stakeholders to help over one million OYYA reengage in education or employment.

POLICY PRIORITIES

Proposed Policy Recommendations

- **Enhanced Fiscal Transparency:** Require aggregation of existing workforce data for Texans aged 16-24
- **Strategic Planning:** Require local workforce boards to include strategies for engaging OYYA
- **Increased Community Engagement:** Notify workforce officials when subsidized job creation exceeds 100 jobs

Policy Impact

- Improve program evaluation and enable policymakers to make data-driven decisions
- Promote population awareness and consistent, targeted approaches for OYYA needs
- Improve workforce preparation, including job training, childcare, and transportation support

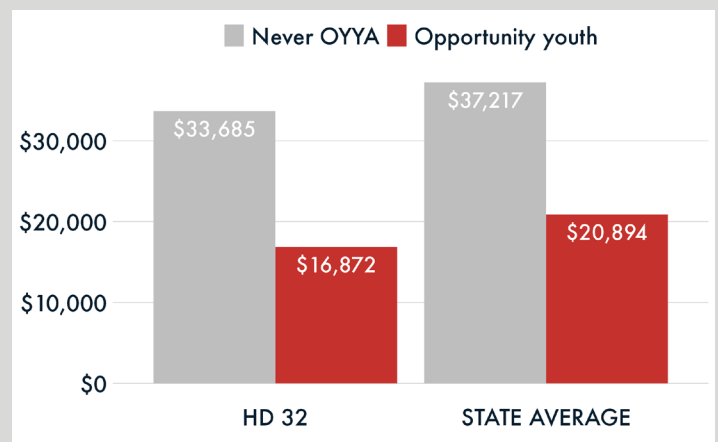
HOUSE DISTRICT #32

2,288 youth ages 16-24 are **not** enrolled in school and **not** working (13%).

Opportunity youth	Count	Percent
Male	1,198	52%
Female	1,090	48%
No health insurance	797	35%
No college (age 20-24)	1,065	77%
Parenting	241	11%

IMPACT ON WAGES

On average, youth who experienced disconnection in **HD 1** make **\$16,813** less annually by age 28.

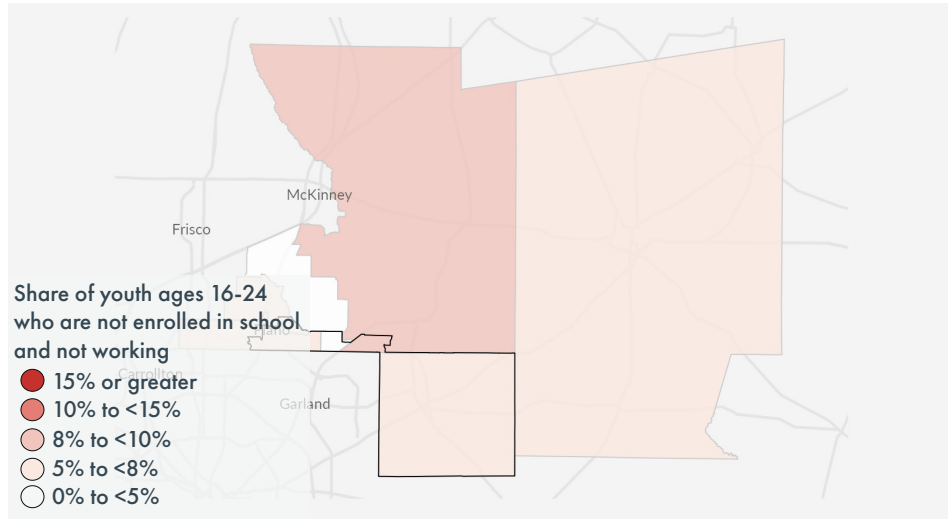


Sources: IPUMS American Community Survey 2018-2022; Wage impact data comes from Ray Marshall Center’s analysis, as part of Evaluation of Services for Texas Opportunity Youth (ESTOY) project, of data from UT Austin’s Texas Education Research Center (<https://sites.utexas.edu/raymarshallcenter/>). State average is the weighted average of all state districts.

OPPORTUNITY YOUTH & WORKFORCE PRODUCTIVITY IN TEXAS



House District #33
Rep. Justin Holland



OPPORTUNITY YOUTH IN TEXAS

Young Texans aged 16-24 are crucial to not only our workforce but our economic future, yet **13.1% are neither in school nor working**. These opportunity youth and young adults (OYYA) need support to reconnect and become college or career ready.

In 2025, the Texas Workforce Commission plans to allocate **over \$80 million** in WIOA funds—the primary resource for OYYA—to youth programs. To secure Texas’ prosperity, we must efficiently use these funds and improve coordination among stakeholders to help over one million OYYA reengage in education or employment.

POLICY PRIORITIES

Proposed Policy Recommendations

- **Enhanced Fiscal Transparency:** Require aggregation of existing workforce data for Texans aged 16-24
- **Strategic Planning:** Require local workforce boards to include strategies for engaging OYYA
- **Increased Community Engagement:** Notify workforce officials when subsidized job creation exceeds 100 jobs

Policy Impact

- Improve program evaluation and enable policymakers to make data-driven decisions
- Promote population awareness and consistent, targeted approaches for OYYA needs
- Improve workforce preparation, including job training, childcare, and transportation support

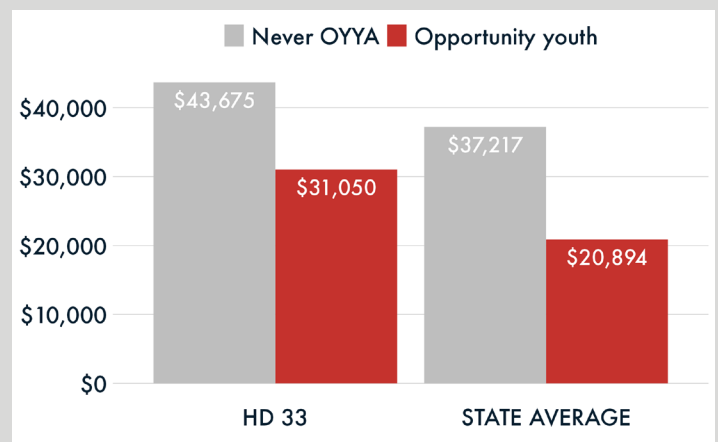
HOUSE DISTRICT #33

2,531 youth ages 16-24 are **not** enrolled in school and **not** working (11%).

Opportunity youth	Count	Percent
Male	1,243	49%
Female	1,288	51%
No health insurance	964	38%
No college (age 20-24)	1,170	66%
Parenting	300	12%

IMPACT ON WAGES

On average, youth who experienced disconnection in **HD 1** make **\$12,626** less annually by age 28.

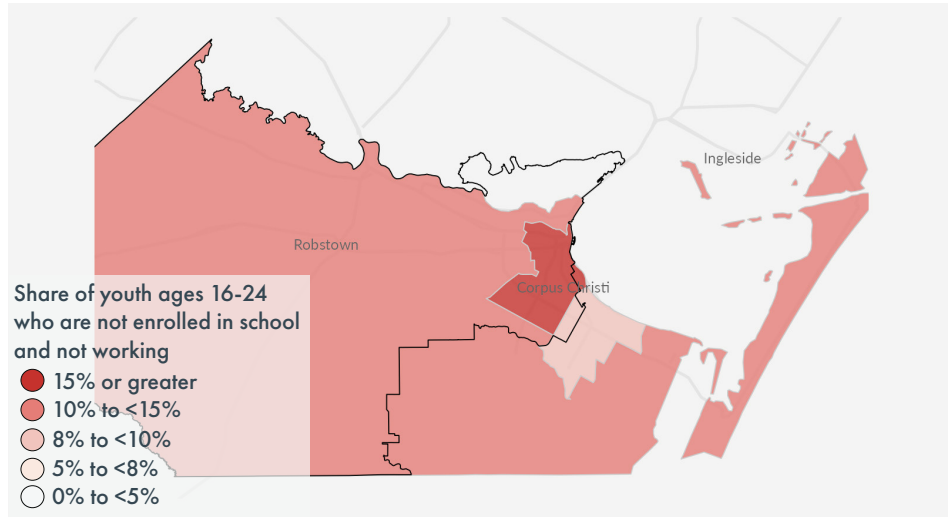


Sources: IPUMS American Community Survey 2018-2022; Wage impact data comes from Ray Marshall Center’s analysis, as part of Evaluation of Services for Texas Opportunity Youth (ESTOY) project, of data from UT Austin’s Texas Education Research Center (<https://sites.utexas.edu/raymarshallcenter/>). State average is the weighted average of all state districts.

OPPORTUNITY YOUTH & WORKFORCE PRODUCTIVITY IN TEXAS



House District #34
Rep. Abel Herrero



OPPORTUNITY YOUTH IN TEXAS

Young Texans aged 16-24 are crucial to not only our workforce but our economic future, yet **13.1% are neither in school nor working**. These opportunity youth and young adults (OYYA) need support to reconnect and become college or career ready.

In 2025, the Texas Workforce Commission plans to allocate **over \$80 million** in WIOA funds—the primary resource for OYYA—to youth programs. To secure Texas’ prosperity, we must efficiently use these funds and improve coordination among stakeholders to help over one million OYYA reengage in education or employment.

POLICY PRIORITIES

Proposed Policy Recommendations

- **Enhanced Fiscal Transparency:** Require aggregation of existing workforce data for Texans aged 16-24
- **Strategic Planning:** Require local workforce boards to include strategies for engaging OYYA
- **Increased Community Engagement:** Notify workforce officials when subsidized job creation exceeds 100 jobs

Policy Impact

- Improve program evaluation and enable policymakers to make data-driven decisions
- Promote population awareness and consistent, targeted approaches for OYYA needs
- Improve workforce preparation, including job training, childcare, and transportation support

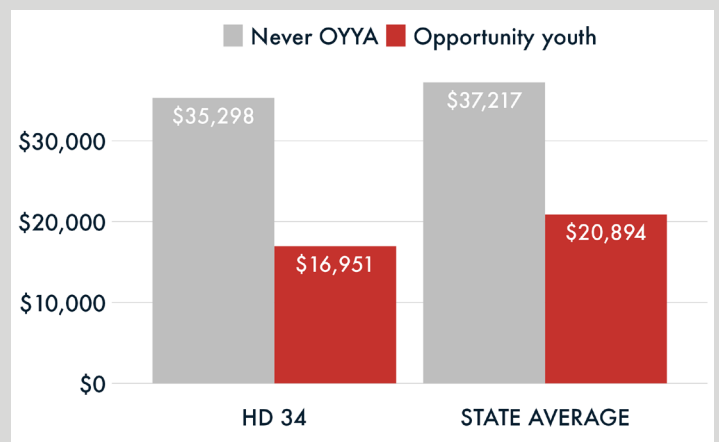
HOUSE DISTRICT #34

2,507 youth ages 16-24 are **not** enrolled in school and **not** working (20%).

Opportunity youth	Count	Percent
Male	1,322	53%
Female	1,185	47%
No health insurance	864	34%
No college (age 20-24)	1,047	75%
Parenting	249	10%

IMPACT ON WAGES

On average, youth who experienced disconnection in **HD 1** make **\$18,347** less annually by age 28.

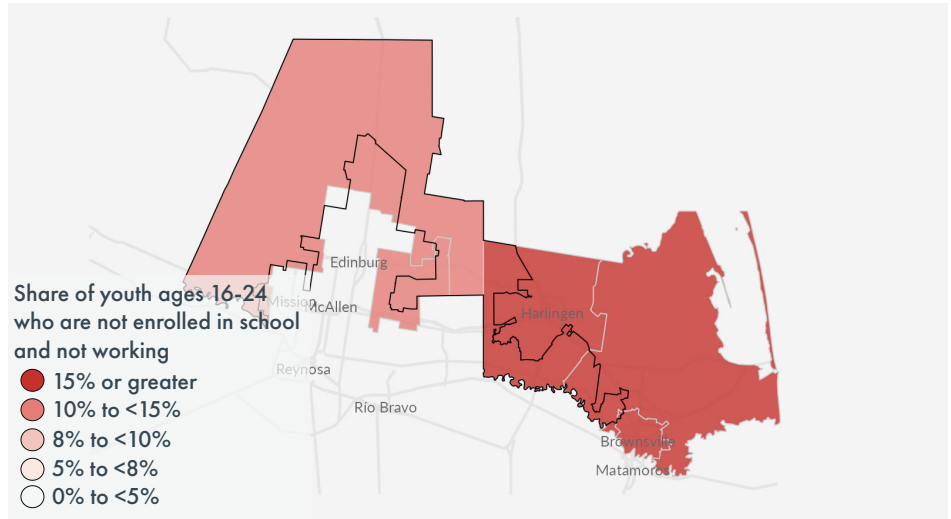


Sources: IPUMS American Community Survey 2018-2022; Wage impact data comes from Ray Marshall Center’s analysis, as part of Evaluation of Services for Texas Opportunity Youth (ESTOY) project, of data from UT Austin’s Texas Education Research Center (<https://sites.utexas.edu/raymarshallcenter/>). State average is the weighted average of all state districts.

OPPORTUNITY YOUTH & WORKFORCE PRODUCTIVITY IN TEXAS



House District #35
Rep. Oscar Longoria



OPPORTUNITY YOUTH IN TEXAS

Young Texans aged 16-24 are crucial to not only our workforce but our economic future, yet **13.1% are neither in school nor working**. These opportunity youth and young adults (OYYA) need support to reconnect and become college or career ready.

In 2025, the Texas Workforce Commission plans to allocate **over \$80 million** in WIOA funds—the primary resource for OYYA—to youth programs. To secure Texas’ prosperity, we must efficiently use these funds and improve coordination among stakeholders to help over one million OYYA reengage in education or employment.

POLICY PRIORITIES

Proposed Policy Recommendations

- **Enhanced Fiscal Transparency:** Require aggregation of existing workforce data for Texans aged 16-24
- **Strategic Planning:** Require local workforce boards to include strategies for engaging OYYA
- **Increased Community Engagement:** Notify workforce officials when subsidized job creation exceeds 100 jobs

Policy Impact

- Improve program evaluation and enable policymakers to make data-driven decisions
- Promote population awareness and consistent, targeted approaches for OYYA needs
- Improve workforce preparation, including job training, childcare, and transportation support

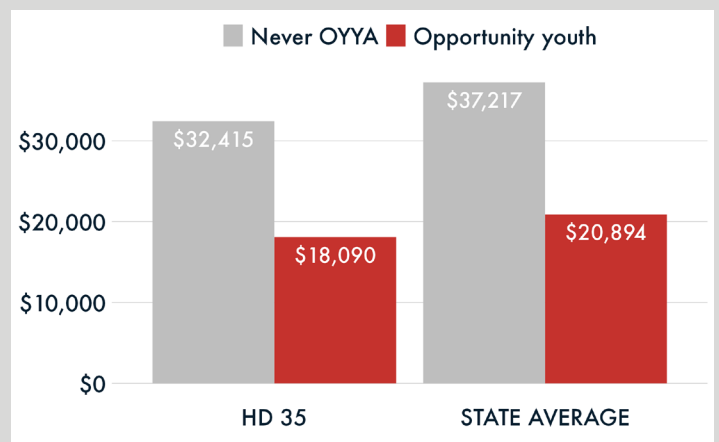
HOUSE DISTRICT #35

3,897 youth ages 16-24 are **not** enrolled in school and **not** working (20%).

Opportunity youth	Count	Percent
Male	2,038	52%
Female	1,859	48%
No health insurance	2,421	62%
No college (age 20-24)	1,968	79%
Parenting	737	19%

IMPACT ON WAGES

On average, youth who experienced disconnection in **HD 1** make **\$14,325** less annually by age 28.

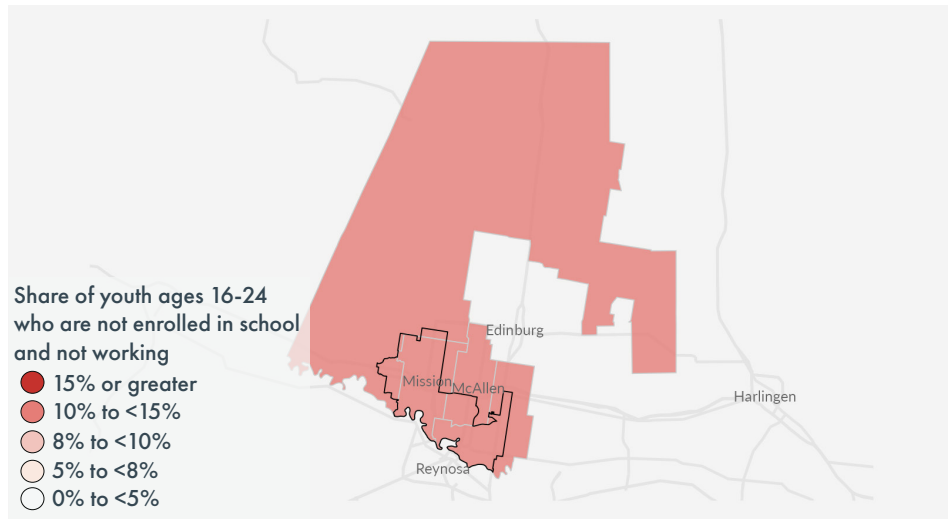


Sources: IPUMS American Community Survey 2018-2022; Wage impact data comes from Ray Marshall Center’s analysis, as part of Evaluation of Services for Texas Opportunity Youth (ESTOY) project, of data from UT Austin’s Texas Education Research Center (<https://sites.utexas.edu/raymarshallcenter/>). State average is the weighted average of all state districts.

OPPORTUNITY YOUTH & WORKFORCE PRODUCTIVITY IN TEXAS



House District #36
Rep. Sergio Muñoz Jr.



OPPORTUNITY YOUTH IN TEXAS

Young Texans aged 16-24 are crucial to not only our workforce but our economic future, yet **13.1% are neither in school nor working**. These opportunity youth and young adults (OYYA) need support to reconnect and become college or career ready.

In 2025, the Texas Workforce Commission plans to allocate **over \$80 million** in WIOA funds—the primary resource for OYYA—to youth programs. To secure Texas’ prosperity, we must efficiently use these funds and improve coordination among stakeholders to help over one million OYYA reengage in education or employment.

POLICY PRIORITIES

Proposed Policy Recommendations

- **Enhanced Fiscal Transparency:** Require aggregation of existing workforce data for Texans aged 16-24
- **Strategic Planning:** Require local workforce boards to include strategies for engaging OYYA
- **Increased Community Engagement:** Notify workforce officials when subsidized job creation exceeds 100 jobs

Policy Impact

- Improve program evaluation and enable policymakers to make data-driven decisions
- Promote population awareness and consistent, targeted approaches for OYYA needs
- Improve workforce preparation, including job training, childcare, and transportation support

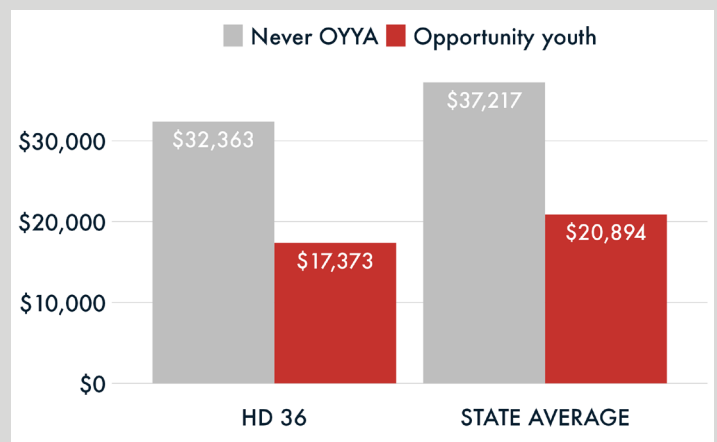
HOUSE DISTRICT #36

3,114 youth ages 16-24 are **not** enrolled in school and **not** working (17%).

Opportunity youth	Count	Percent
Male	1,461	47%
Female	1,653	53%
No health insurance	1,885	61%
No college (age 20-24)	1,440	68%
Parenting	555	18%

IMPACT ON WAGES

On average, youth who experienced disconnection in **HD 1** make **\$14,990** less annually by age 28.

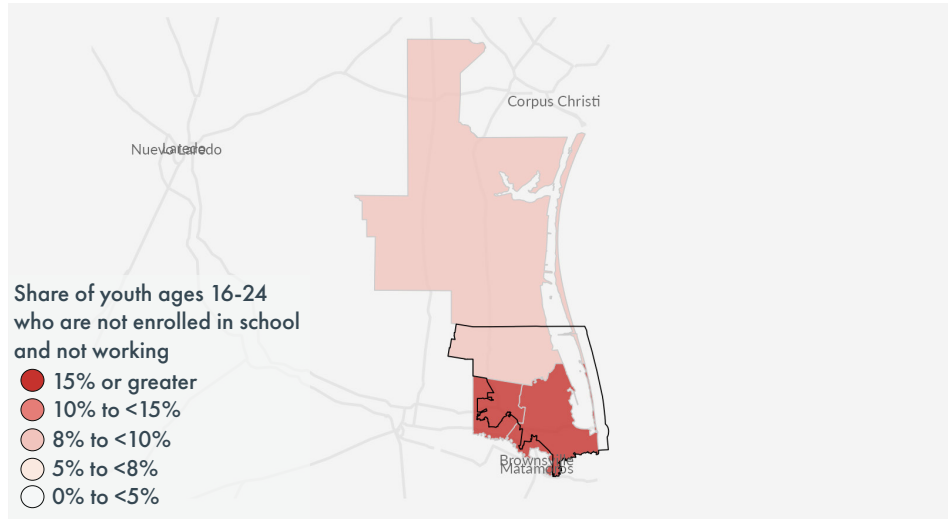


Sources: IPUMS American Community Survey 2018-2022; Wage impact data comes from Ray Marshall Center’s analysis, as part of Evaluation of Services for Texas Opportunity Youth (ESTOY) project, of data from UT Austin’s Texas Education Research Center (<https://sites.utexas.edu/raymarshallcenter/>). State average is the weighted average of all state districts.

OPPORTUNITY YOUTH & WORKFORCE PRODUCTIVITY IN TEXAS



House District #37
Rep. Janie Lopez



OPPORTUNITY YOUTH IN TEXAS

Young Texans aged 16-24 are crucial to not only our workforce but our economic future, yet **13.1% are neither in school nor working**. These opportunity youth and young adults (OYYA) need support to reconnect and become college or career ready.

In 2025, the Texas Workforce Commission plans to allocate **over \$80 million** in WIOA funds—the primary resource for OYYA—to youth programs. To secure Texas’ prosperity, we must efficiently use these funds and improve coordination among stakeholders to help over one million OYYA reengage in education or employment.

POLICY PRIORITIES

Proposed Policy Recommendations

- **Enhanced Fiscal Transparency:** Require aggregation of existing workforce data for Texans aged 16-24
- **Strategic Planning:** Require local workforce boards to include strategies for engaging OYYA
- **Increased Community Engagement:** Notify workforce officials when subsidized job creation exceeds 100 jobs

Policy Impact

- Improve program evaluation and enable policymakers to make data-driven decisions
- Promote population awareness and consistent, targeted approaches for OYYA needs
- Improve workforce preparation, including job training, childcare, and transportation support

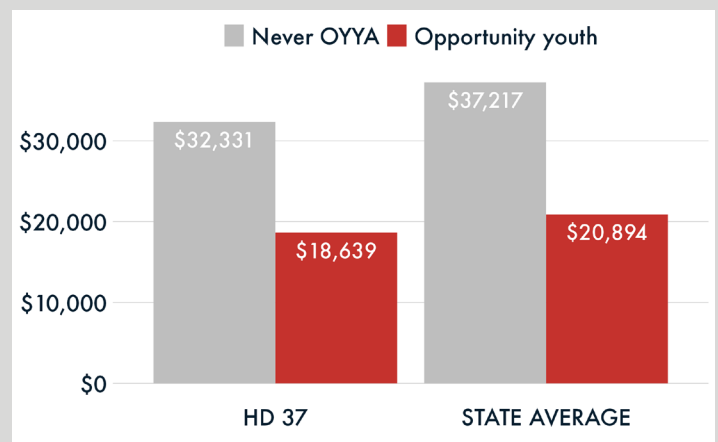
HOUSE DISTRICT #37

3,569 youth ages 16-24 are **not** enrolled in school and **not** working (20%).

Opportunity youth	Count	Percent
Male	2,150	60%
Female	1,419	40%
No health insurance	1,831	51%
No college (age 20-24)	1,548	76%
Parenting	445	12%

IMPACT ON WAGES

On average, youth who experienced disconnection in **HD 1** make **\$13,692** less annually by age 28.



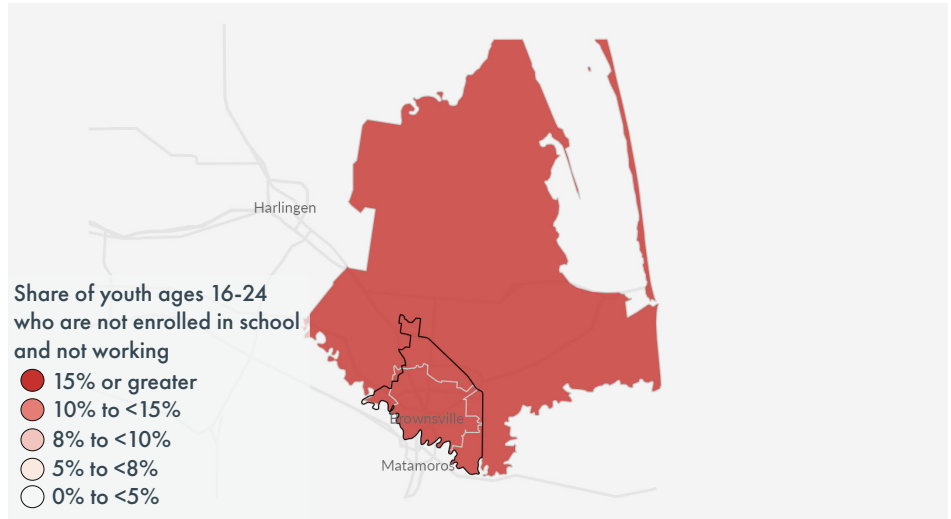
Sources: IPUMS American Community Survey 2018-2022; Wage impact data comes from Ray Marshall Center’s analysis, as part of Evaluation of Services for Texas Opportunity Youth (ESTOY) project, of data from UT Austin’s Texas Education Research Center (<https://sites.utexas.edu/raymarshallcenter/>). State average is the weighted average of all state districts.

OPPORTUNITY YOUTH & WORKFORCE PRODUCTIVITY IN TEXAS



House District #38

Rep. Erin Gámez



OPPORTUNITY YOUTH IN TEXAS

Young Texans aged 16-24 are crucial to not only our workforce but our economic future, yet **13.1% are neither in school nor working**. These opportunity youth and young adults (OYYA) need support to reconnect and become college or career ready.

In 2025, the Texas Workforce Commission plans to allocate **over \$80 million** in WIOA funds—the primary resource for OYYA—to youth programs. To secure Texas’ prosperity, we must efficiently use these funds and improve coordination among stakeholders to help over one million OYYA reengage in education or employment.

POLICY PRIORITIES

Proposed Policy Recommendations

- **Enhanced Fiscal Transparency:** Require aggregation of existing workforce data for Texans aged 16-24
- **Strategic Planning:** Require local workforce boards to include strategies for engaging OYYA
- **Increased Community Engagement:** Notify workforce officials when subsidized job creation exceeds 100 jobs

Policy Impact

- Improve program evaluation and enable policymakers to make data-driven decisions
- Promote population awareness and consistent, targeted approaches for OYYA needs
- Improve workforce preparation, including job training, childcare, and transportation support

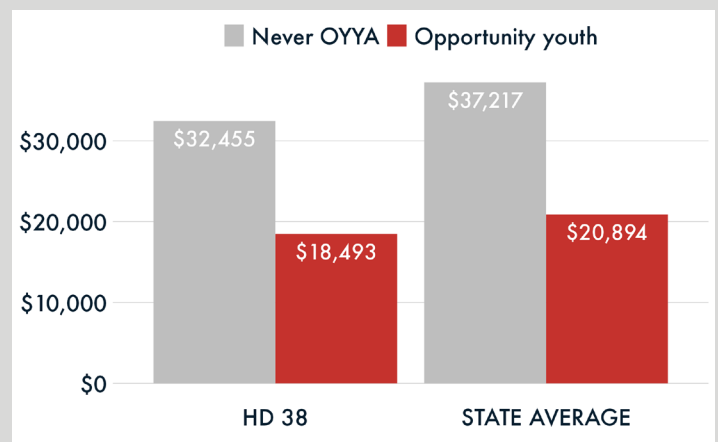
HOUSE DISTRICT #38

4,488 youth ages 16-24 are **not** enrolled in school and **not** working (19%).

Opportunity youth	Count	Percent
Male	2,500	56%
Female	1,988	44%
No health insurance	2,587	58%
No college (age 20-24)	2,250	78%
Parenting	757	17%

IMPACT ON WAGES

On average, youth who experienced disconnection in **HD 1** make **\$13,962** less annually by age 28.

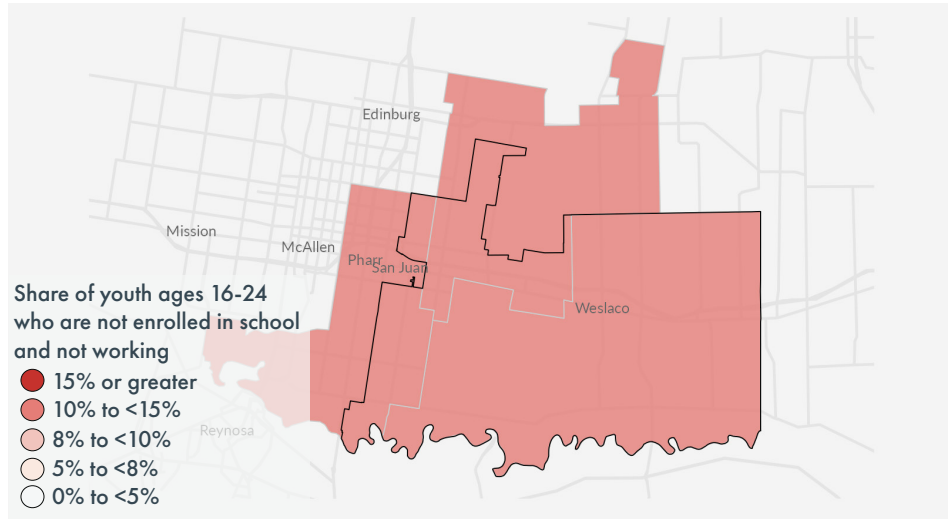


Sources: IPUMS American Community Survey 2018-2022; Wage impact data comes from Ray Marshall Center’s analysis, as part of Evaluation of Services for Texas Opportunity Youth (ESTOY) project, of data from UT Austin’s Texas Education Research Center (<https://sites.utexas.edu/raymarshallcenter/>). State average is the weighted average of all state districts.

OPPORTUNITY YOUTH & WORKFORCE PRODUCTIVITY IN TEXAS



House District #39
Rep. Armando "Mando" Martinez



OPPORTUNITY YOUTH IN TEXAS

Young Texans aged 16-24 are crucial to not only our workforce but our economic future, yet **13.1% are neither in school nor working**. These opportunity youth and young adults (OYYA) need support to reconnect and become college or career ready.

In 2025, the Texas Workforce Commission plans to allocate **over \$80 million** in WIOA funds—the primary resource for OYYA—to youth programs. To secure Texas' prosperity, we must efficiently use these funds and improve coordination among stakeholders to help over one million OYYA reengage in education or employment.

POLICY PRIORITIES

Proposed Policy Recommendations

- **Enhanced Fiscal Transparency:** Require aggregation of existing workforce data for Texans aged 16-24
- **Strategic Planning:** Require local workforce boards to include strategies for engaging OYYA
- **Increased Community Engagement:** Notify workforce officials when subsidized job creation exceeds 100 jobs

Policy Impact

- Improve program evaluation and enable policymakers to make data-driven decisions
- Promote population awareness and consistent, targeted approaches for OYYA needs
- Improve workforce preparation, including job training, childcare, and transportation support

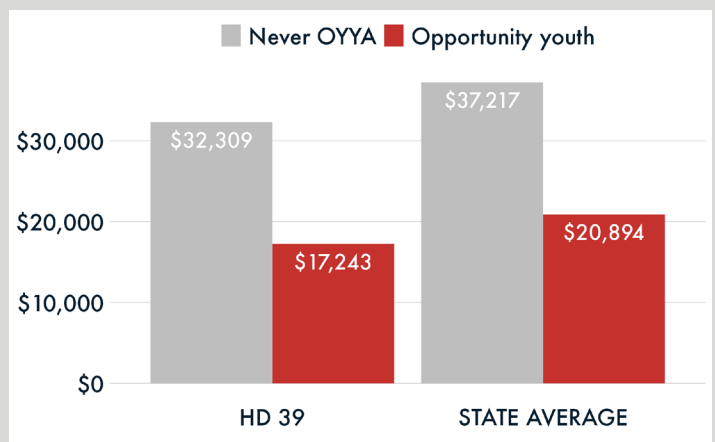
HOUSE DISTRICT #39

3,238 youth ages 16-24 are **not** enrolled in school and **not** working (18%).

Opportunity youth	Count	Percent
Male	1,580	49%
Female	1,658	51%
No health insurance	1,762	54%
No college (age 20-24)	1,674	75%
Parenting	689	21%

IMPACT ON WAGES

On average, youth who experienced disconnection in **HD 1** make **\$15,066** less annually by age 28.

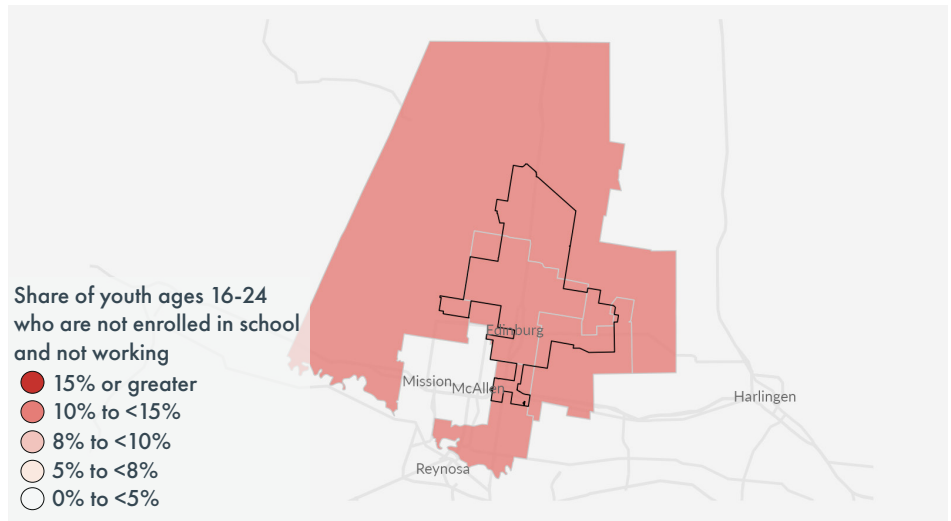


Sources: IPUMS American Community Survey 2018-2022; Wage impact data comes from Ray Marshall Center's analysis, as part of Evaluation of Services for Texas Opportunity Youth (ESTOY) project, of data from UT Austin's Texas Education Research Center (<https://sites.utexas.edu/raymarshallcenter/>). State average is the weighted average of all state districts.

OPPORTUNITY YOUTH & WORKFORCE PRODUCTIVITY IN TEXAS



House District #40
Rep. Terry Canales



OPPORTUNITY YOUTH IN TEXAS

Young Texans aged 16-24 are crucial to not only our workforce but our economic future, yet **13.1% are neither in school nor working**. These opportunity youth and young adults (OYYA) need support to reconnect and become college or career ready.

In 2025, the Texas Workforce Commission plans to allocate **over \$80 million** in WIOA funds—the primary resource for OYYA—to youth programs. To secure Texas’ prosperity, we must efficiently use these funds and improve coordination among stakeholders to help over one million OYYA reengage in education or employment.

POLICY PRIORITIES

Proposed Policy Recommendations

- **Enhanced Fiscal Transparency:** Require aggregation of existing workforce data for Texans aged 16-24
- **Strategic Planning:** Require local workforce boards to include strategies for engaging OYYA
- **Increased Community Engagement:** Notify workforce officials when subsidized job creation exceeds 100 jobs

Policy Impact

- Improve program evaluation and enable policymakers to make data-driven decisions
- Promote population awareness and consistent, targeted approaches for OYYA needs
- Improve workforce preparation, including job training, childcare, and transportation support

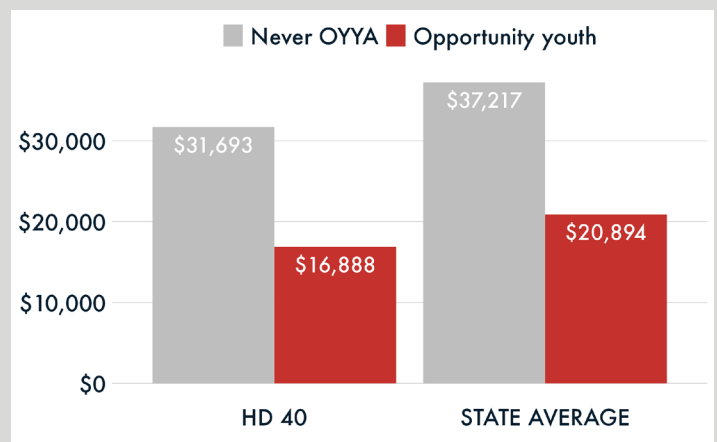
HOUSE DISTRICT #40

3,851 youth ages 16-24 are **not** enrolled in school and **not** working (19%).

Opportunity youth	Count	Percent
Male	2,017	52%
Female	1,835	48%
No health insurance	2,015	52%
No college (age 20-24)	1,614	65%
Parenting	672	17%

IMPACT ON WAGES

On average, youth who experienced disconnection in **HD 1** make **\$14,805** less annually by age 28.

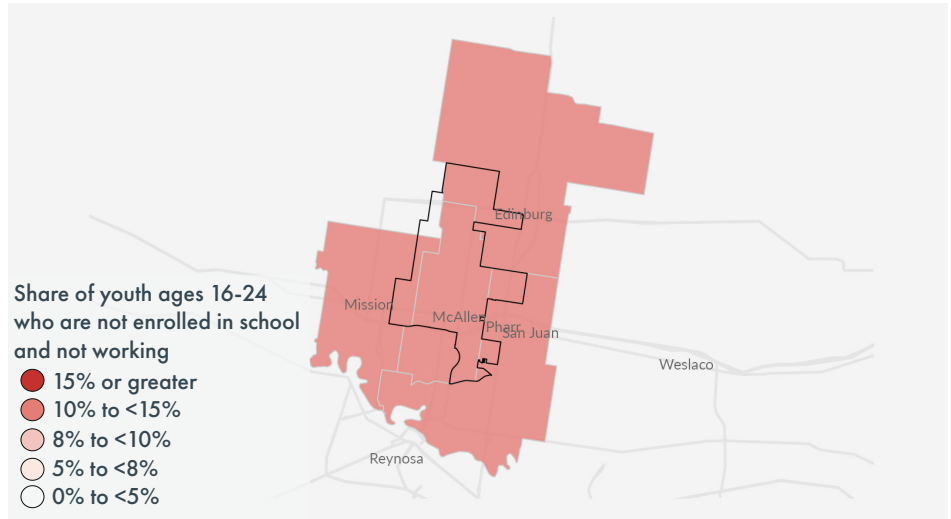


Sources: IPUMS American Community Survey 2018-2022; Wage impact data comes from Ray Marshall Center’s analysis, as part of Evaluation of Services for Texas Opportunity Youth (ESTOY) project, of data from UT Austin’s Texas Education Research Center (<https://sites.utexas.edu/raymarshallcenter/>). State average is the weighted average of all state districts.

OPPORTUNITY YOUTH & WORKFORCE PRODUCTIVITY IN TEXAS



House District #41
Rep. R.D. "Bobby" Guerra



OPPORTUNITY YOUTH IN TEXAS

Young Texans aged 16-24 are crucial to not only our workforce but our economic future, yet **13.1% are neither in school nor working**. These opportunity youth and young adults (OYYA) need support to reconnect and become college or career ready.

In 2025, the Texas Workforce Commission plans to allocate **over \$80 million** in WIOA funds—the primary resource for OYYA—to youth programs. To secure Texas' prosperity, we must efficiently use these funds and improve coordination among stakeholders to help over one million OYYA reengage in education or employment.

POLICY PRIORITIES

Proposed Policy Recommendations

- **Enhanced Fiscal Transparency:** Require aggregation of existing workforce data for Texans aged 16-24
- **Strategic Planning:** Require local workforce boards to include strategies for engaging OYYA
- **Increased Community Engagement:** Notify workforce officials when subsidized job creation exceeds 100 jobs

Policy Impact

- Improve program evaluation and enable policymakers to make data-driven decisions
- Promote population awareness and consistent, targeted approaches for OYYA needs
- Improve workforce preparation, including job training, childcare, and transportation support

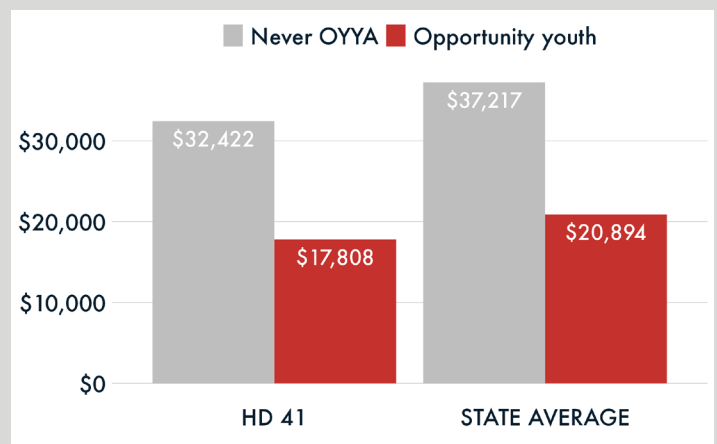
HOUSE DISTRICT #41

2,743 youth ages 16-24 are **not** enrolled in school and **not** working (14%).

Opportunity youth	Count	Percent
Male	1,368	50%
Female	1,375	50%
No health insurance	1,378	50%
No college (age 20-24)	1,142	61%
Parenting	466	17%

IMPACT ON WAGES

On average, youth who experienced disconnection in **HD 1** make **\$14,614** less annually by age 28.



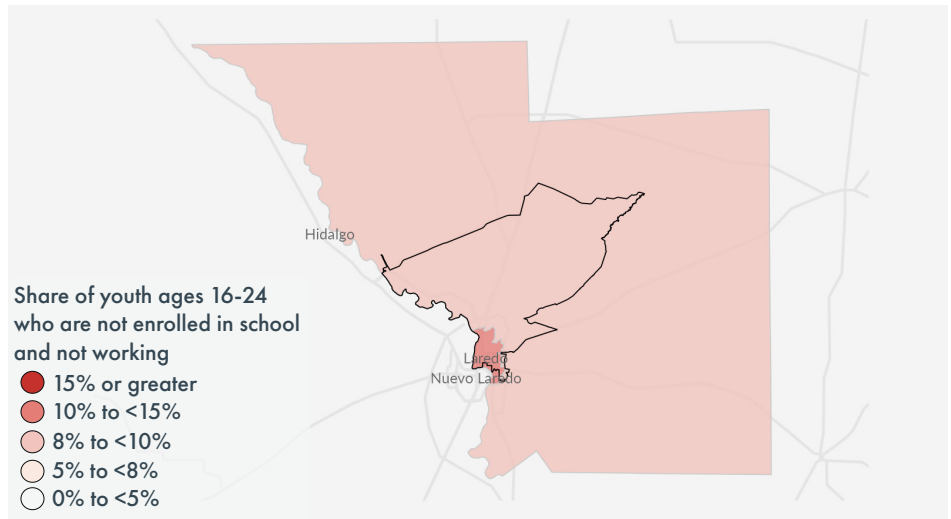
Sources: IPUMS American Community Survey 2018-2022; Wage impact data comes from Ray Marshall Center's analysis, as part of Evaluation of Services for Texas Opportunity Youth (ESTOY) project, of data from UT Austin's Texas Education Research Center (<https://sites.utexas.edu/raymarshallcenter/>). State average is the weighted average of all state districts.

OPPORTUNITY YOUTH & WORKFORCE PRODUCTIVITY IN TEXAS



House District #42

Rep. Richard Peña Raymond



OPPORTUNITY YOUTH IN TEXAS

Young Texans aged 16-24 are crucial to not only our workforce but our economic future, yet **13.1% are neither in school nor working**. These opportunity youth and young adults (OYYA) need support to reconnect and become college or career ready.

In 2025, the Texas Workforce Commission plans to allocate **over \$80 million** in WIOA funds—the primary resource for OYYA—to youth programs. To secure Texas’ prosperity, we must efficiently use these funds and improve coordination among stakeholders to help over one million OYYA reengage in education or employment.

POLICY PRIORITIES

Proposed Policy Recommendations

- **Enhanced Fiscal Transparency:** Require aggregation of existing workforce data for Texans aged 16-24
- **Strategic Planning:** Require local workforce boards to include strategies for engaging OYYA
- **Increased Community Engagement:** Notify workforce officials when subsidized job creation exceeds 100 jobs

Policy Impact

- Improve program evaluation and enable policymakers to make data-driven decisions
- Promote population awareness and consistent, targeted approaches for OYYA needs
- Improve workforce preparation, including job training, childcare, and transportation support

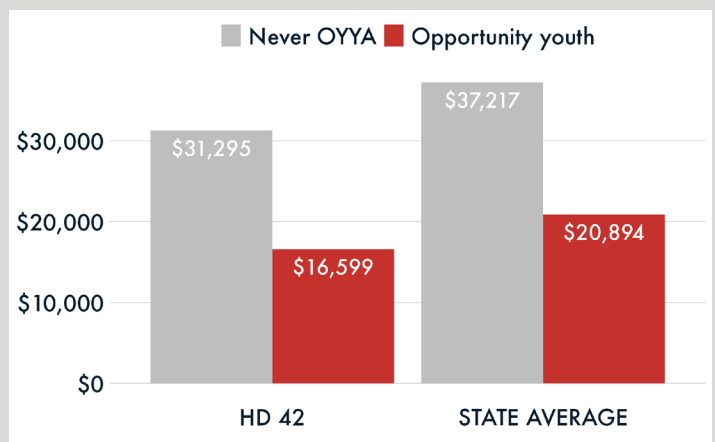
HOUSE DISTRICT #42

3,259 youth ages 16-24 are **not** enrolled in school and **not** working (16%).

Opportunity youth	Count	Percent
Male	1,605	49%
Female	1,654	51%
No health insurance	1,690	52%
No college (age 20-24)	1,753	78%
Parenting	649	20%

IMPACT ON WAGES

On average, youth who experienced disconnection in **HD 1** make **\$14,695** less annually by age 28.

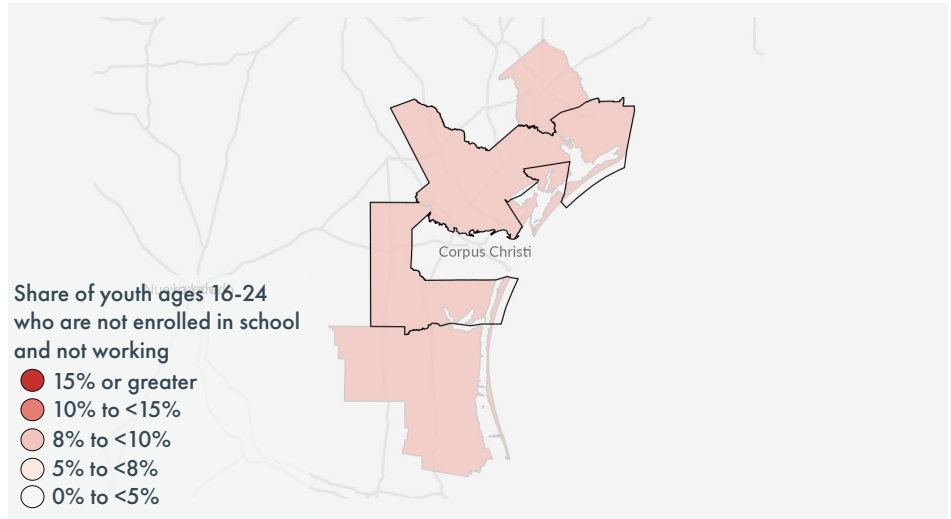


Sources: IPUMS American Community Survey 2018-2022; Wage impact data comes from Ray Marshall Center’s analysis, as part of Evaluation of Services for Texas Opportunity Youth (ESTOY) project, of data from UT Austin’s Texas Education Research Center (<https://sites.utexas.edu/raymarshallcenter/>). State average is the weighted average of all state districts.

OPPORTUNITY YOUTH & WORKFORCE PRODUCTIVITY IN TEXAS



House District #43
Rep. J. M. Lozano



OPPORTUNITY YOUTH IN TEXAS

Young Texans aged 16-24 are crucial to not only our workforce but our economic future, yet **13.1% are neither in school nor working**. These opportunity youth and young adults (OYYA) need support to reconnect and become college or career ready.

In 2025, the Texas Workforce Commission plans to allocate **over \$80 million** in WIOA funds—the primary resource for OYYA—to youth programs. To secure Texas’ prosperity, we must efficiently use these funds and improve coordination among stakeholders to help over one million OYYA reengage in education or employment.

POLICY PRIORITIES

Proposed Policy Recommendations

- **Enhanced Fiscal Transparency:** Require aggregation of existing workforce data for Texans aged 16-24
- **Strategic Planning:** Require local workforce boards to include strategies for engaging OYYA
- **Increased Community Engagement:** Notify workforce officials when subsidized job creation exceeds 100 jobs

Policy Impact

- Improve program evaluation and enable policymakers to make data-driven decisions
- Promote population awareness and consistent, targeted approaches for OYYA needs
- Improve workforce preparation, including job training, childcare, and transportation support

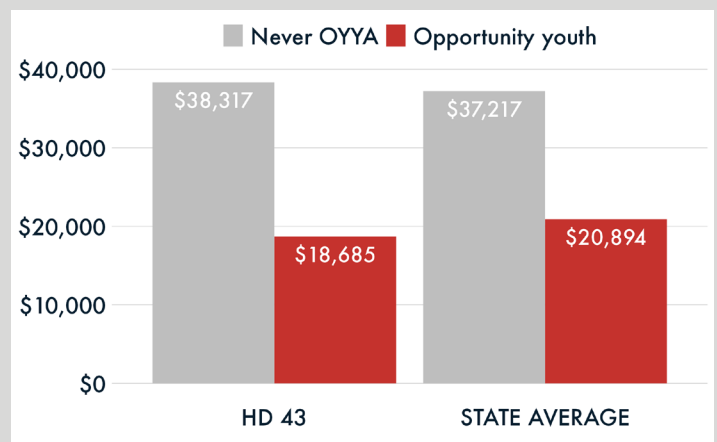
HOUSE DISTRICT #43

2,225 youth ages 16-24 are **not** enrolled in school and **not** working (17%).

Opportunity youth	Count	Percent
Male	1,466	66%
Female	759	34%
No health insurance	1,065	48%
No college (age 20-24)	1,207	81%
Parenting	319	14%

IMPACT ON WAGES

On average, youth who experienced disconnection in **HD 1** make **\$19,632** less annually by age 28.

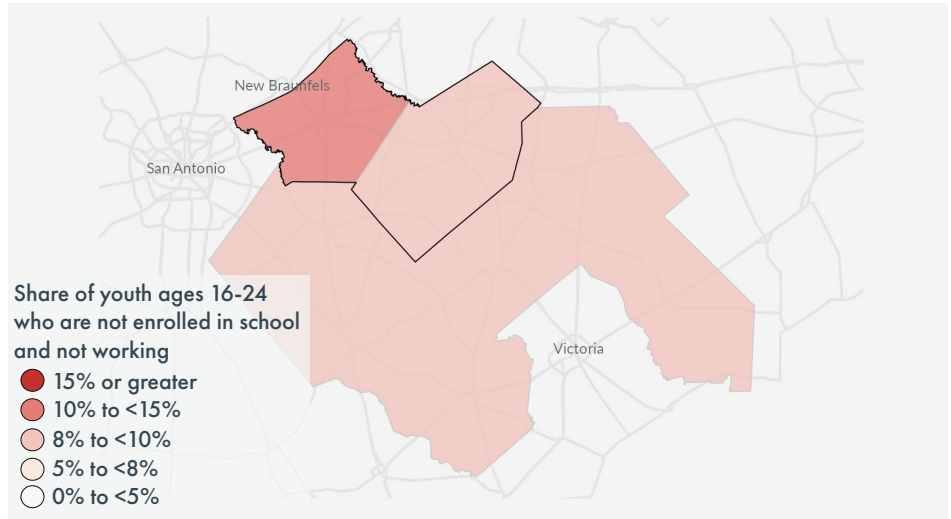


Sources: IPUMS American Community Survey 2018-2022; Wage impact data comes from Ray Marshall Center’s analysis, as part of Evaluation of Services for Texas Opportunity Youth (ESTOY) project, of data from UT Austin’s Texas Education Research Center (<https://sites.utexas.edu/raymarshallcenter/>). State average is the weighted average of all state districts.

OPPORTUNITY YOUTH & WORKFORCE PRODUCTIVITY IN TEXAS



House District #44
Rep. John Kuempel



OPPORTUNITY YOUTH IN TEXAS

Young Texans aged 16-24 are crucial to not only our workforce but our economic future, yet **13.1% are neither in school nor working**. These opportunity youth and young adults (OYYA) need support to reconnect and become college or career ready.

In 2025, the Texas Workforce Commission plans to allocate **over \$80 million** in WIOA funds—the primary resource for OYYA—to youth programs. To secure Texas’ prosperity, we must efficiently use these funds and improve coordination among stakeholders to help over one million OYYA reengage in education or employment.

POLICY PRIORITIES

Proposed Policy Recommendations

- **Enhanced Fiscal Transparency:** Require aggregation of existing workforce data for Texans aged 16-24
- **Strategic Planning:** Require local workforce boards to include strategies for engaging OYYA
- **Increased Community Engagement:** Notify workforce officials when subsidized job creation exceeds 100 jobs

Policy Impact

- Improve program evaluation and enable policymakers to make data-driven decisions
- Promote population awareness and consistent, targeted approaches for OYYA needs
- Improve workforce preparation, including job training, childcare, and transportation support

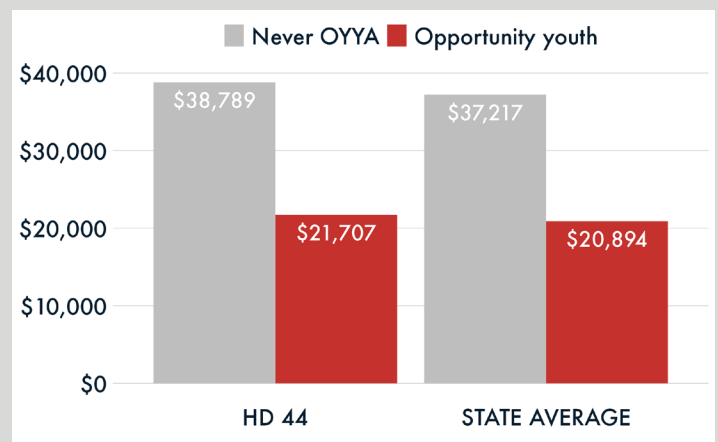
HOUSE DISTRICT #44

2,770 youth ages 16-24 are **not** enrolled in school and **not** working (14%).

Opportunity youth	Count	Percent
Male	1,413	51%
Female	1,357	49%
No health insurance	927	33%
No college (age 20-24)	1,530	79%
Parenting	453	16%

IMPACT ON WAGES

On average, youth who experienced disconnection in **HD 1** make **\$17,082** less annually by age 28.



Sources: IPUMS American Community Survey 2018-2022; Wage impact data comes from Ray Marshall Center’s analysis, as part of Evaluation of Services for Texas Opportunity Youth (ESTOY) project, of data from UT Austin’s Texas Education Research Center (<https://sites.utexas.edu/raymarshallcenter/>). State average is the weighted average of all state districts.

OPPORTUNITY YOUTH & WORKFORCE PRODUCTIVITY IN TEXAS



House District #45
Rep. Erin Zwiener



OPPORTUNITY YOUTH IN TEXAS

Young Texans aged 16-24 are crucial to not only our workforce but our economic future, yet **13.1% are neither in school nor working**. These opportunity youth and young adults (OYYA) need support to reconnect and become college or career ready.

In 2025, the Texas Workforce Commission plans to allocate **over \$80 million** in WIOA funds—the primary resource for OYYA—to youth programs. To secure Texas’ prosperity, we must efficiently use these funds and improve coordination among stakeholders to help over one million OYYA reengage in education or employment.

POLICY PRIORITIES

Proposed Policy Recommendations

- **Enhanced Fiscal Transparency:** Require aggregation of existing workforce data for Texans aged 16-24
- **Strategic Planning:** Require local workforce boards to include strategies for engaging OYYA
- **Increased Community Engagement:** Notify workforce officials when subsidized job creation exceeds 100 jobs

Policy Impact

- Improve program evaluation and enable policymakers to make data-driven decisions
- Promote population awareness and consistent, targeted approaches for OYYA needs
- Improve workforce preparation, including job training, childcare, and transportation support

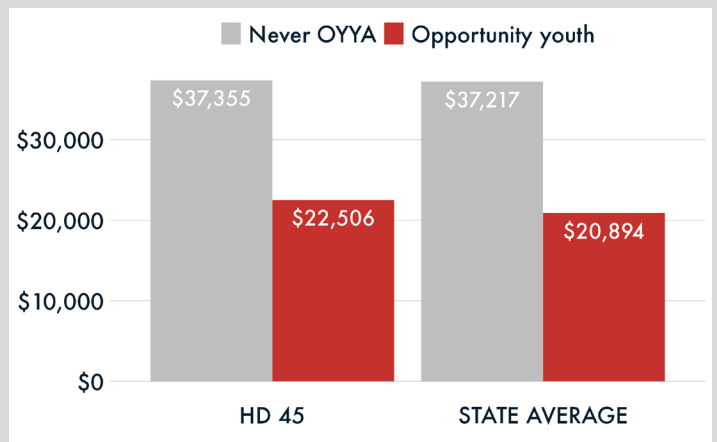
HOUSE DISTRICT #45

3,121 youth ages 16-24 are **not** enrolled in school and **not** working (9%).

Opportunity youth	Count	Percent
Male	1,744	56%
Female	1,377	44%
No health insurance	858	27%
No college (age 20-24)	1,088	47%
Parenting	244	8%

IMPACT ON WAGES

On average, youth who experienced disconnection in **HD 1** make **\$14,848** less annually by age 28.

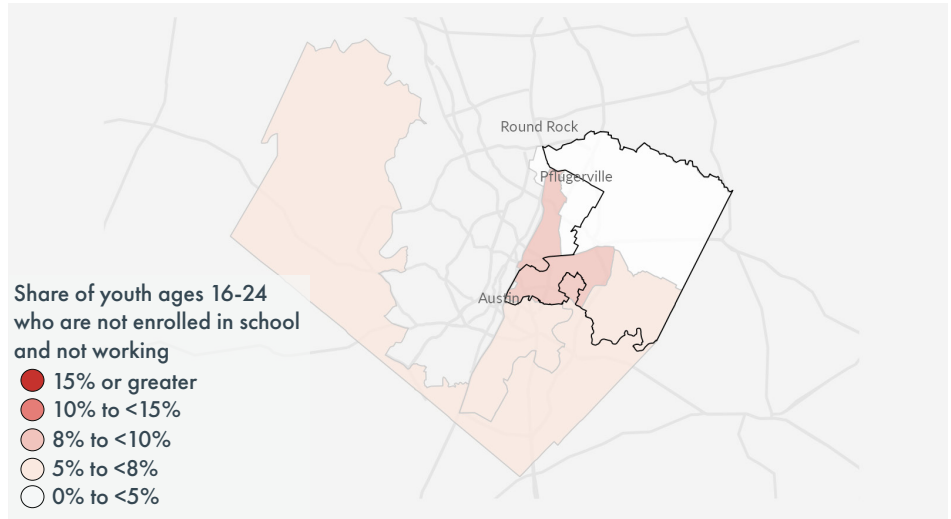


Sources: IPUMS American Community Survey 2018-2022; Wage impact data comes from Ray Marshall Center’s analysis, as part of Evaluation of Services for Texas Opportunity Youth (ESTOY) project, of data from UT Austin’s Texas Education Research Center (<https://sites.utexas.edu/raymarshallcenter/>). State average is the weighted average of all state districts.

OPPORTUNITY YOUTH & WORKFORCE PRODUCTIVITY IN TEXAS



House District #46
Rep. Sheryl Cole



OPPORTUNITY YOUTH IN TEXAS

Young Texans aged 16-24 are crucial to not only our workforce but our economic future, yet **13.1% are neither in school nor working**. These opportunity youth and young adults (OYYA) need support to reconnect and become college or career ready.

In 2025, the Texas Workforce Commission plans to allocate **over \$80 million** in WIOA funds—the primary resource for OYYA—to youth programs. To secure Texas’ prosperity, we must efficiently use these funds and improve coordination among stakeholders to help over one million OYYA reengage in education or employment.

POLICY PRIORITIES

Proposed Policy Recommendations

- **Enhanced Fiscal Transparency:** Require aggregation of existing workforce data for Texans aged 16-24
- **Strategic Planning:** Require local workforce boards to include strategies for engaging OYYA
- **Increased Community Engagement:** Notify workforce officials when subsidized job creation exceeds 100 jobs

Policy Impact

- Improve program evaluation and enable policymakers to make data-driven decisions
- Promote population awareness and consistent, targeted approaches for OYYA needs
- Improve workforce preparation, including job training, childcare, and transportation support

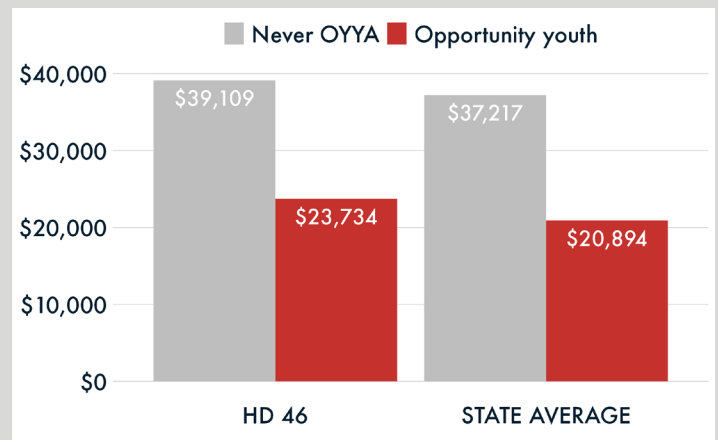
HOUSE DISTRICT #46

1,642 youth ages 16-24 are **not** enrolled in school and **not** working (9%).

Opportunity youth	Count	Percent
Male	639	39%
Female	1,003	61%
No health insurance	724	44%
No college (age 20-24)	715	64%
Parenting	240	15%

IMPACT ON WAGES

On average, youth who experienced disconnection in **HD 1** make **\$15,375** less annually by age 28.

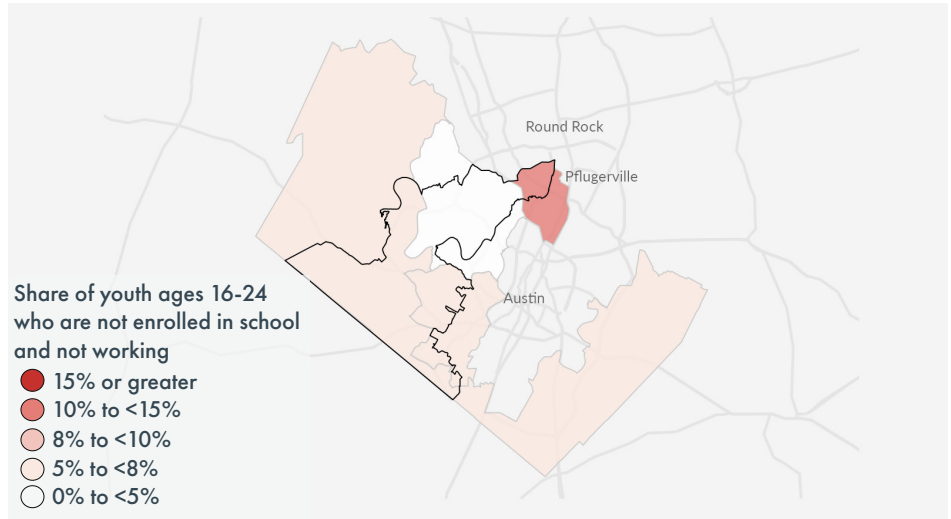


Sources: IPUMS American Community Survey 2018-2022; Wage impact data comes from Ray Marshall Center’s analysis, as part of Evaluation of Services for Texas Opportunity Youth (ESTOY) project, of data from UT Austin’s Texas Education Research Center (<https://sites.utexas.edu/raymarshallcenter/>). State average is the weighted average of all state districts.

OPPORTUNITY YOUTH & WORKFORCE PRODUCTIVITY IN TEXAS



House District #47
Rep. Vikki Goodwin



OPPORTUNITY YOUTH IN TEXAS

Young Texans aged 16-24 are crucial to not only our workforce but our economic future, yet **13.1% are neither in school nor working**. These opportunity youth and young adults (OYYA) need support to reconnect and become college or career ready.

In 2025, the Texas Workforce Commission plans to allocate **over \$80 million** in WIOA funds—the primary resource for OYYA—to youth programs. To secure Texas’ prosperity, we must efficiently use these funds and improve coordination among stakeholders to help over one million OYYA reengage in education or employment.

POLICY PRIORITIES

Proposed Policy Recommendations

- **Enhanced Fiscal Transparency:** Require aggregation of existing workforce data for Texans aged 16-24
- **Strategic Planning:** Require local workforce boards to include strategies for engaging OYYA
- **Increased Community Engagement:** Notify workforce officials when subsidized job creation exceeds 100 jobs

Policy Impact

- Improve program evaluation and enable policymakers to make data-driven decisions
- Promote population awareness and consistent, targeted approaches for OYYA needs
- Improve workforce preparation, including job training, childcare, and transportation support

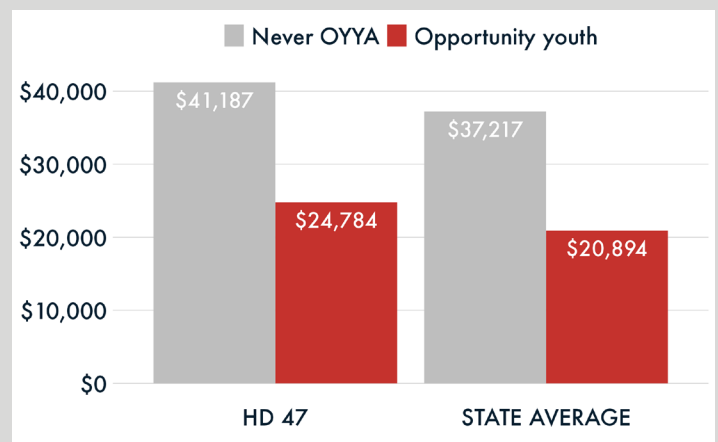
HOUSE DISTRICT #47

932 youth ages 16-24 are **not** enrolled in school and **not** working (8%).

Opportunity youth	Count	Percent
Male	381	41%
Female	551	59%
No health insurance	377	40%
No college (age 20-24)	315	45%
Parenting	95	10%


IMPACT ON WAGES

On average, youth who experienced disconnection in **HD 1** make **\$16,404** less annually by age 28.

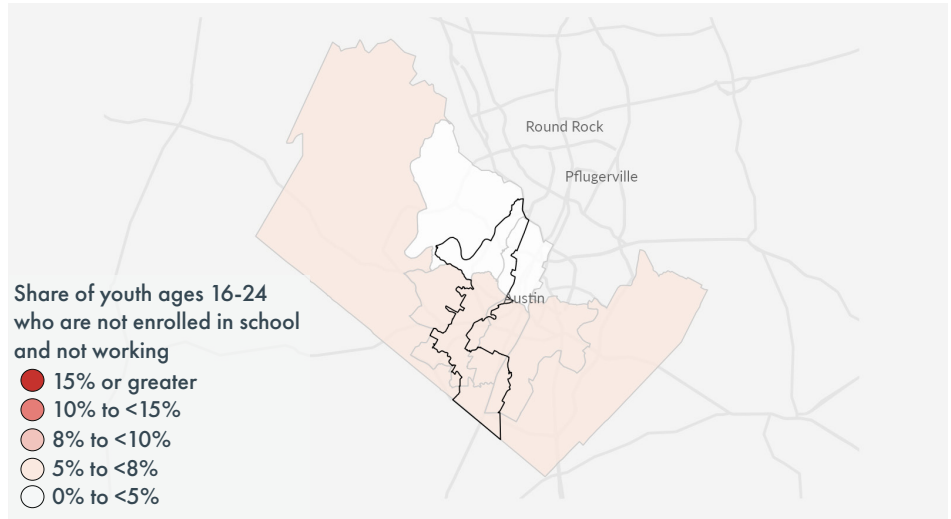


Sources: IPUMS American Community Survey 2018-2022; Wage impact data comes from Ray Marshall Center’s analysis, as part of Evaluation of Services for Texas Opportunity Youth (ESTOY) project, of data from UT Austin’s Texas Education Research Center (<https://sites.utexas.edu/raymarshallcenter/>). State average is the weighted average of all state districts.

OPPORTUNITY YOUTH & WORKFORCE PRODUCTIVITY IN TEXAS



House District #48
Rep. Donna Howard



OPPORTUNITY YOUTH IN TEXAS

Young Texans aged 16-24 are crucial to not only our workforce but our economic future, yet **13.1% are neither in school nor working**. These opportunity youth and young adults (OYYA) need support to reconnect and become college or career ready.

In 2025, the Texas Workforce Commission plans to allocate **over \$80 million** in WIOA funds—the primary resource for OYYA—to youth programs. To secure Texas’ prosperity, we must efficiently use these funds and improve coordination among stakeholders to help over one million OYYA reengage in education or employment.

POLICY PRIORITIES

Proposed Policy Recommendations

- **Enhanced Fiscal Transparency:** Require aggregation of existing workforce data for Texans aged 16-24
- **Strategic Planning:** Require local workforce boards to include strategies for engaging OYYA
- **Increased Community Engagement:** Notify workforce officials when subsidized job creation exceeds 100 jobs

Policy Impact

- Improve program evaluation and enable policymakers to make data-driven decisions
- Promote population awareness and consistent, targeted approaches for OYYA needs
- Improve workforce preparation, including job training, childcare, and transportation support

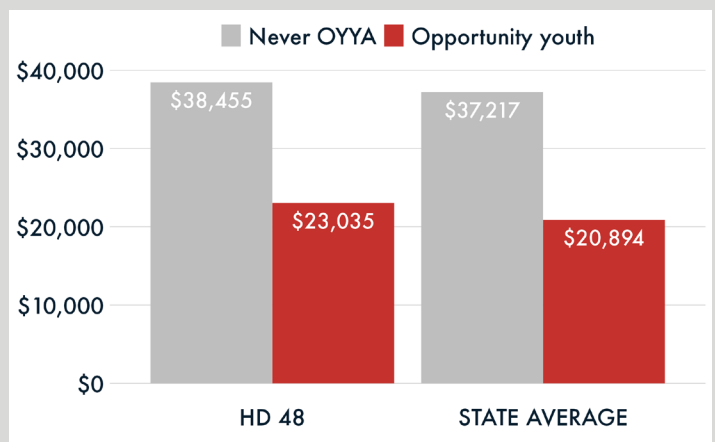
HOUSE DISTRICT #48

1,046 youth ages 16-24 are **not** enrolled in school and **not** working (6%).

Opportunity youth	Count	Percent
Male	514	49%
Female	532	51%
No health insurance	330	32%
No college (age 20-24)	395	48%
Parenting	103	10%

IMPACT ON WAGES

On average, youth who experienced disconnection in **HD 1** make **\$15,419** less annually by age 28.

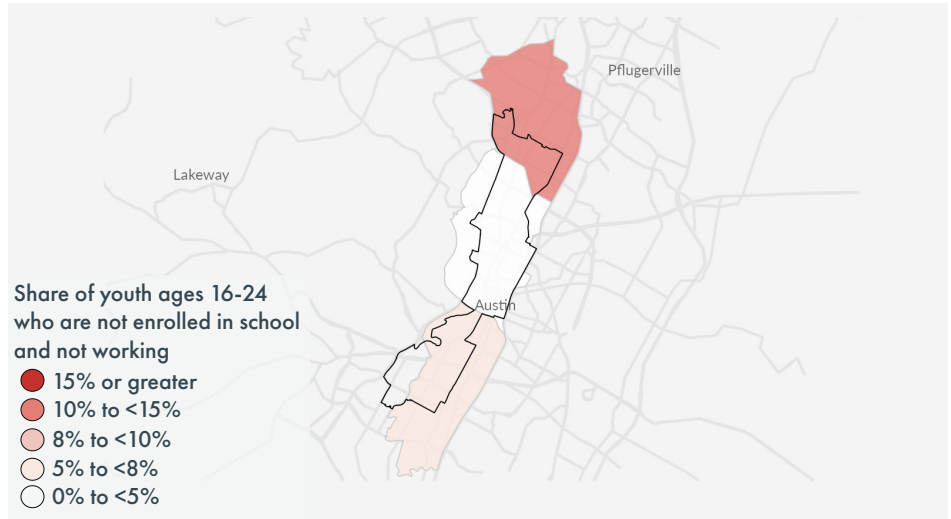


Sources: IPUMS American Community Survey 2018-2022; Wage impact data comes from Ray Marshall Center’s analysis, as part of Evaluation of Services for Texas Opportunity Youth (ESTOY) project, of data from UT Austin’s Texas Education Research Center (<https://sites.utexas.edu/raymarshallcenter/>). State average is the weighted average of all state districts.

OPPORTUNITY YOUTH & WORKFORCE PRODUCTIVITY IN TEXAS



House District #49
Rep. Gina Hinojosa



OPPORTUNITY YOUTH IN TEXAS

Young Texans aged 16-24 are crucial to not only our workforce but our economic future, yet **13.1% are neither in school nor working**. These opportunity youth and young adults (OYYA) need support to reconnect and become college or career ready.

In 2025, the Texas Workforce Commission plans to allocate **over \$80 million** in WIOA funds—the primary resource for OYYA—to youth programs. To secure Texas’ prosperity, we must efficiently use these funds and improve coordination among stakeholders to help over one million OYYA reengage in education or employment.

POLICY PRIORITIES

Proposed Policy Recommendations

- **Enhanced Fiscal Transparency:** Require aggregation of existing workforce data for Texans aged 16-24
- **Strategic Planning:** Require local workforce boards to include strategies for engaging OYYA
- **Increased Community Engagement:** Notify workforce officials when subsidized job creation exceeds 100 jobs

Policy Impact

- Improve program evaluation and enable policymakers to make data-driven decisions
- Promote population awareness and consistent, targeted approaches for OYYA needs
- Improve workforce preparation, including job training, childcare, and transportation support

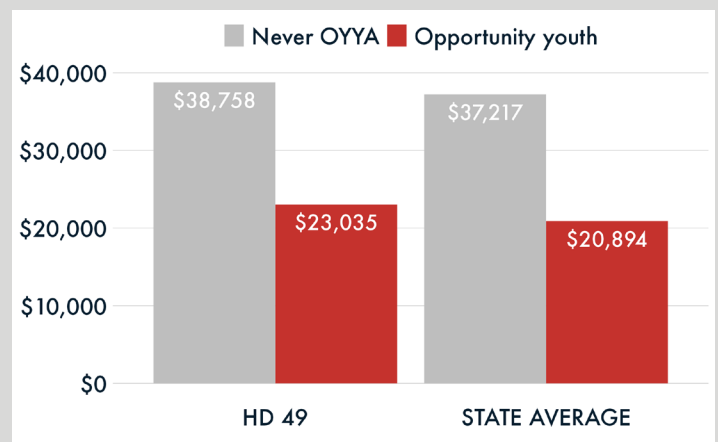
HOUSE DISTRICT #49

1,235 youth ages 16-24 are **not** enrolled in school and **not** working (4%).

Opportunity youth	Count	Percent
Male	676	55%
Female	559	45%
No health insurance	350	28%
No college (age 20-24)	391	37%
Parenting	45	4%

IMPACT ON WAGES

On average, youth who experienced disconnection in **HD 1** make **\$15,724** less annually by age 28.

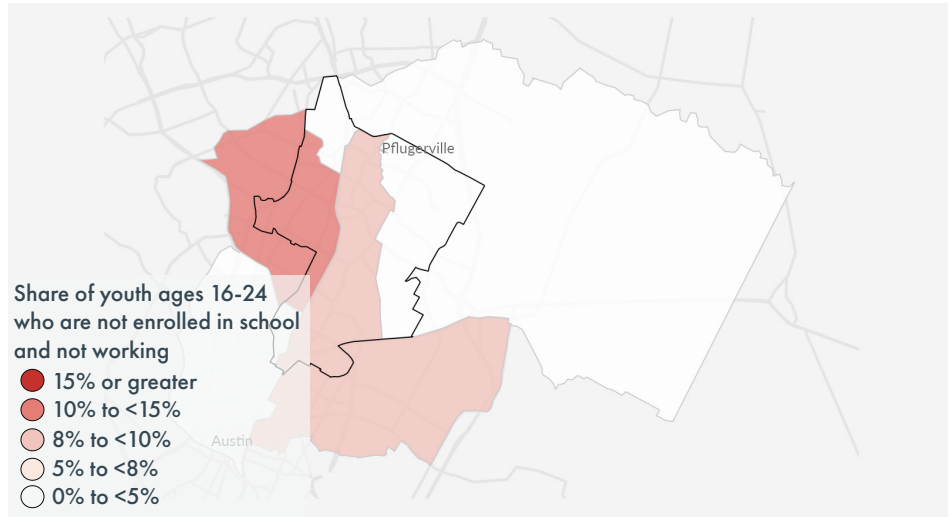


Sources: IPUMS American Community Survey 2018-2022; Wage impact data comes from Ray Marshall Center’s analysis, as part of Evaluation of Services for Texas Opportunity Youth (ESTOY) project, of data from UT Austin’s Texas Education Research Center (<https://sites.utexas.edu/raymarshallcenter/>). State average is the weighted average of all state districts.

OPPORTUNITY YOUTH & WORKFORCE PRODUCTIVITY IN TEXAS



House District #50
Rep. James Talarico



OPPORTUNITY YOUTH IN TEXAS

Young Texans aged 16-24 are crucial to not only our workforce but our economic future, yet **13.1% are neither in school nor working**. These opportunity youth and young adults (OYYA) need support to reconnect and become college or career ready.

In 2025, the Texas Workforce Commission plans to allocate **over \$80 million** in WIOA funds—the primary resource for OYYA—to youth programs. To secure Texas’ prosperity, we must efficiently use these funds and improve coordination among stakeholders to help over one million OYYA reengage in education or employment.

POLICY PRIORITIES

Proposed Policy Recommendations

- **Enhanced Fiscal Transparency:** Require aggregation of existing workforce data for Texans aged 16-24
- **Strategic Planning:** Require local workforce boards to include strategies for engaging OYYA
- **Increased Community Engagement:** Notify workforce officials when subsidized job creation exceeds 100 jobs

Policy Impact

- Improve program evaluation and enable policymakers to make data-driven decisions
- Promote population awareness and consistent, targeted approaches for OYYA needs
- Improve workforce preparation, including job training, childcare, and transportation support

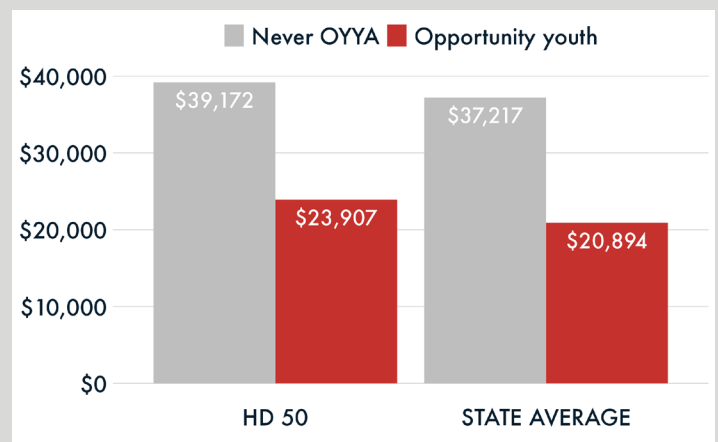
HOUSE DISTRICT #50

1,802 youth ages 16-24 are **not** enrolled in school and **not** working (10%).

Opportunity youth	Count	Percent
Male	828	46%
Female	974	54%
No health insurance	833	46%
No college (age 20-24)	852	67%
Parenting	269	15%

IMPACT ON WAGES

On average, youth who experienced disconnection in **HD 1** make **\$15,265** less annually by age 28.

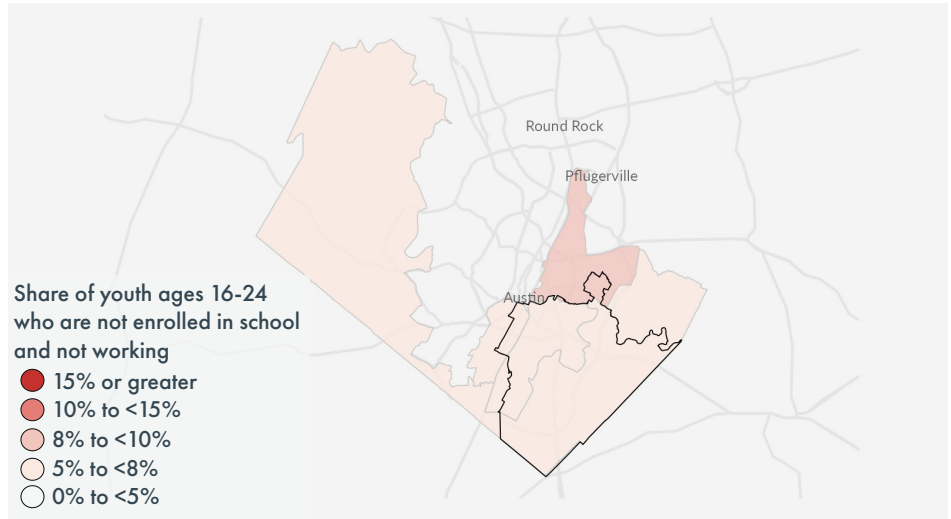


Sources: IPUMS American Community Survey 2018-2022; Wage impact data comes from Ray Marshall Center’s analysis, as part of Evaluation of Services for Texas Opportunity Youth (ESTOY) project, of data from UT Austin’s Texas Education Research Center (<https://sites.utexas.edu/raymarshallcenter/>). State average is the weighted average of all state districts.

OPPORTUNITY YOUTH & WORKFORCE PRODUCTIVITY IN TEXAS



House District #51
Rep. Lulu Flores



OPPORTUNITY YOUTH IN TEXAS

Young Texans aged 16-24 are crucial to not only our workforce but our economic future, yet **13.1% are neither in school nor working**. These opportunity youth and young adults (OYYA) need support to reconnect and become college or career ready.

In 2025, the Texas Workforce Commission plans to allocate **over \$80 million** in WIOA funds—the primary resource for OYYA—to youth programs. To secure Texas’ prosperity, we must efficiently use these funds and improve coordination among stakeholders to help over one million OYYA reengage in education or employment.

POLICY PRIORITIES

Proposed Policy Recommendations

- **Enhanced Fiscal Transparency:** Require aggregation of existing workforce data for Texans aged 16-24
- **Strategic Planning:** Require local workforce boards to include strategies for engaging OYYA
- **Increased Community Engagement:** Notify workforce officials when subsidized job creation exceeds 100 jobs

Policy Impact

- Improve program evaluation and enable policymakers to make data-driven decisions
- Promote population awareness and consistent, targeted approaches for OYYA needs
- Improve workforce preparation, including job training, childcare, and transportation support

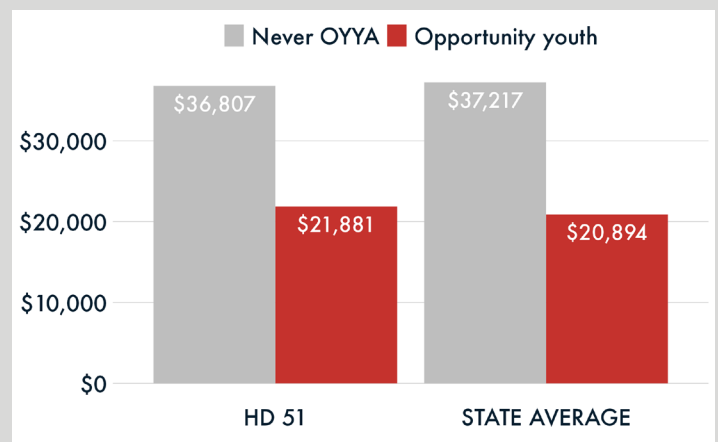
HOUSE DISTRICT #51

1,495 youth ages 16-24 are **not** enrolled in school and **not** working (9%).

Opportunity youth	Count	Percent
Male	788	53%
Female	708	47%
No health insurance	653	44%
No college (age 20-24)	683	69%
Parenting	254	17%

IMPACT ON WAGES

On average, youth who experienced disconnection in **HD 1** make **\$14,926** less annually by age 28.

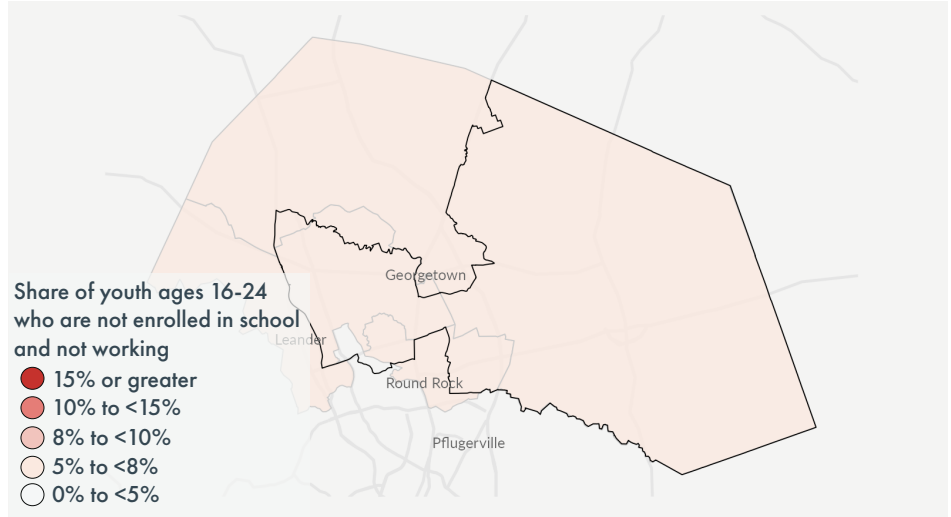


Sources: IPUMS American Community Survey 2018-2022; Wage impact data comes from Ray Marshall Center’s analysis, as part of Evaluation of Services for Texas Opportunity Youth (ESTOY) project, of data from UT Austin’s Texas Education Research Center (<https://sites.utexas.edu/raymarshallcenter/>). State average is the weighted average of all state districts.

OPPORTUNITY YOUTH & WORKFORCE PRODUCTIVITY IN TEXAS



House District #52
Rep. Caroline Harris Davila



OPPORTUNITY YOUTH IN TEXAS

Young Texans aged 16-24 are crucial to not only our workforce but our economic future, yet **13.1% are neither in school nor working**. These opportunity youth and young adults (OYYA) need support to reconnect and become college or career ready.

In 2025, the Texas Workforce Commission plans to allocate **over \$80 million** in WIOA funds—the primary resource for OYYA—to youth programs. To secure Texas’ prosperity, we must efficiently use these funds and improve coordination among stakeholders to help over one million OYYA reengage in education or employment.

POLICY PRIORITIES

Proposed Policy Recommendations

- **Enhanced Fiscal Transparency:** Require aggregation of existing workforce data for Texans aged 16-24
- **Strategic Planning:** Require local workforce boards to include strategies for engaging OYYA
- **Increased Community Engagement:** Notify workforce officials when subsidized job creation exceeds 100 jobs

Policy Impact

- Improve program evaluation and enable policymakers to make data-driven decisions
- Promote population awareness and consistent, targeted approaches for OYYA needs
- Improve workforce preparation, including job training, childcare, and transportation support

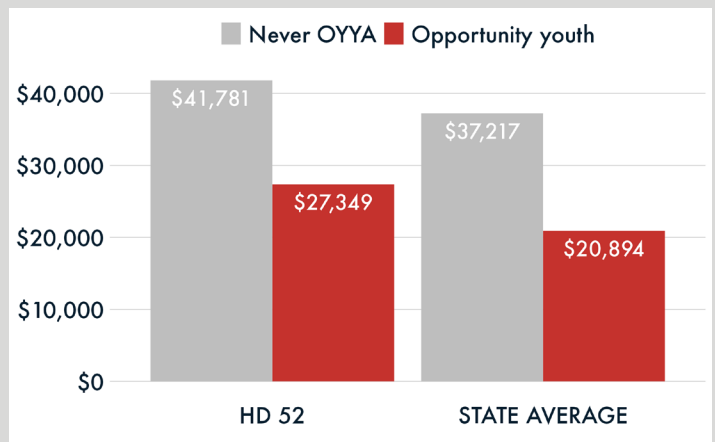
HOUSE DISTRICT #52

1,716 youth ages 16-24 are **not** enrolled in school and **not** working (10%).

Opportunity youth	Count	Percent
Male	814	47%
Female	902	53%
No health insurance	412	24%
No college (age 20-24)	840	70%
Parenting	100	6%

IMPACT ON WAGES

On average, youth who experienced disconnection in **HD 1** make **\$14,432** less annually by age 28.

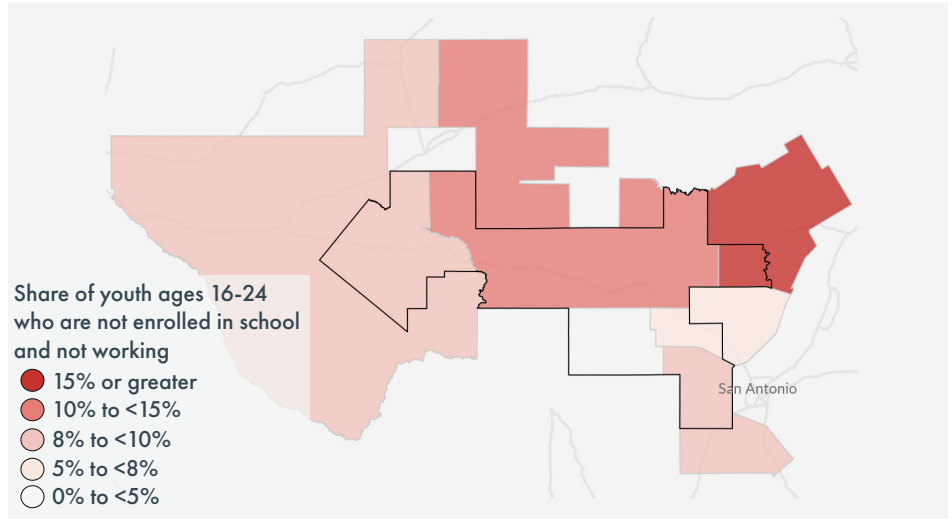


Sources: IPUMS American Community Survey 2018-2022; Wage impact data comes from Ray Marshall Center’s analysis, as part of Evaluation of Services for Texas Opportunity Youth (ESTOY) project, of data from UT Austin’s Texas Education Research Center (<https://sites.utexas.edu/raymarshallcenter/>). State average is the weighted average of all state districts.

OPPORTUNITY YOUTH & WORKFORCE PRODUCTIVITY IN TEXAS



House District #53
Rep. Andrew S. Murr



OPPORTUNITY YOUTH IN TEXAS

Young Texans aged 16-24 are crucial to not only our workforce but our economic future, yet **13.1% are neither in school nor working**. These opportunity youth and young adults (OYYA) need support to reconnect and become college or career ready.

In 2025, the Texas Workforce Commission plans to allocate **over \$80 million** in WIOA funds—the primary resource for OYYA—to youth programs. To secure Texas’ prosperity, we must efficiently use these funds and improve coordination among stakeholders to help over one million OYYA reengage in education or employment.

POLICY PRIORITIES

Proposed Policy Recommendations

- **Enhanced Fiscal Transparency:** Require aggregation of existing workforce data for Texans aged 16-24
- **Strategic Planning:** Require local workforce boards to include strategies for engaging OYYA
- **Increased Community Engagement:** Notify workforce officials when subsidized job creation exceeds 100 jobs

Policy Impact

- Improve program evaluation and enable policymakers to make data-driven decisions
- Promote population awareness and consistent, targeted approaches for OYYA needs
- Improve workforce preparation, including job training, childcare, and transportation support

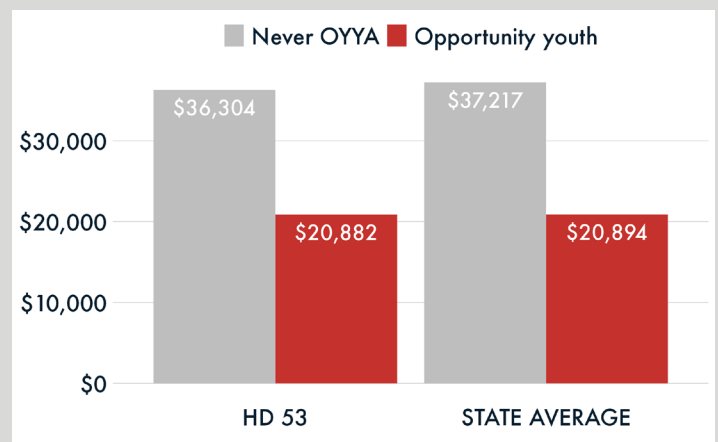
HOUSE DISTRICT #53

2,574 youth ages 16-24 are **not** enrolled in school and **not** working (17%).

Opportunity youth	Count	Percent
Male	1,422	55%
Female	1,152	45%
No health insurance	1,424	55%
No college (age 20-24)	1,458	78%
Parenting	369	14%

IMPACT ON WAGES

On average, youth who experienced disconnection in **HD 1** make **\$15,423** less annually by age 28.

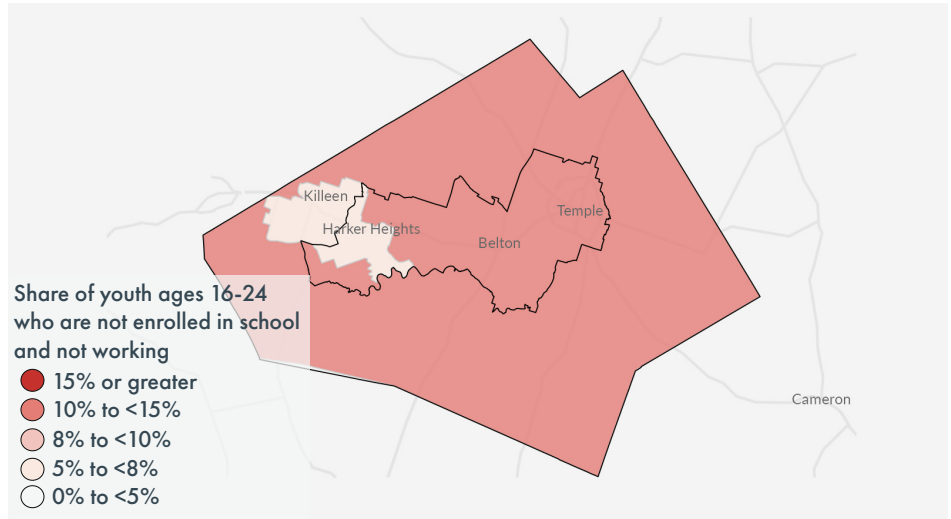


Sources: IPUMS American Community Survey 2018-2022; Wage impact data comes from Ray Marshall Center’s analysis, as part of Evaluation of Services for Texas Opportunity Youth (ESTOY) project, of data from UT Austin’s Texas Education Research Center (<https://sites.utexas.edu/raymarshallcenter/>). State average is the weighted average of all state districts.

OPPORTUNITY YOUTH & WORKFORCE PRODUCTIVITY IN TEXAS



House District #54
Rep. Brad Buckley



OPPORTUNITY YOUTH IN TEXAS

Young Texans aged 16-24 are crucial to not only our workforce but our economic future, yet **13.1% are neither in school nor working**. These opportunity youth and young adults (OYYA) need support to reconnect and become college or career ready.

In 2025, the Texas Workforce Commission plans to allocate **over \$80 million** in WIOA funds—the primary resource for OYYA—to youth programs. To secure Texas’ prosperity, we must efficiently use these funds and improve coordination among stakeholders to help over one million OYYA reengage in education or employment.

POLICY PRIORITIES

Proposed Policy Recommendations

- **Enhanced Fiscal Transparency:** Require aggregation of existing workforce data for Texans aged 16-24
- **Strategic Planning:** Require local workforce boards to include strategies for engaging OYYA
- **Increased Community Engagement:** Notify workforce officials when subsidized job creation exceeds 100 jobs

Policy Impact

- Improve program evaluation and enable policymakers to make data-driven decisions
- Promote population awareness and consistent, targeted approaches for OYYA needs
- Improve workforce preparation, including job training, childcare, and transportation support

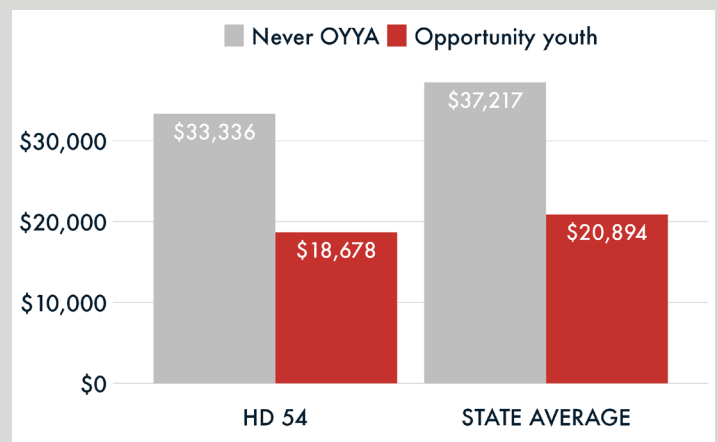
HOUSE DISTRICT #54

3,133 youth ages 16-24 are **not** enrolled in school and **not** working (12%).

Opportunity youth	Count	Percent
Male	1,680	54%
Female	1,453	46%
No health insurance	794	25%
No college (age 20-24)	1,488	72%
Parenting	478	15%

IMPACT ON WAGES

On average, youth who experienced disconnection in **HD 1** make **\$14,658** less annually by age 28.

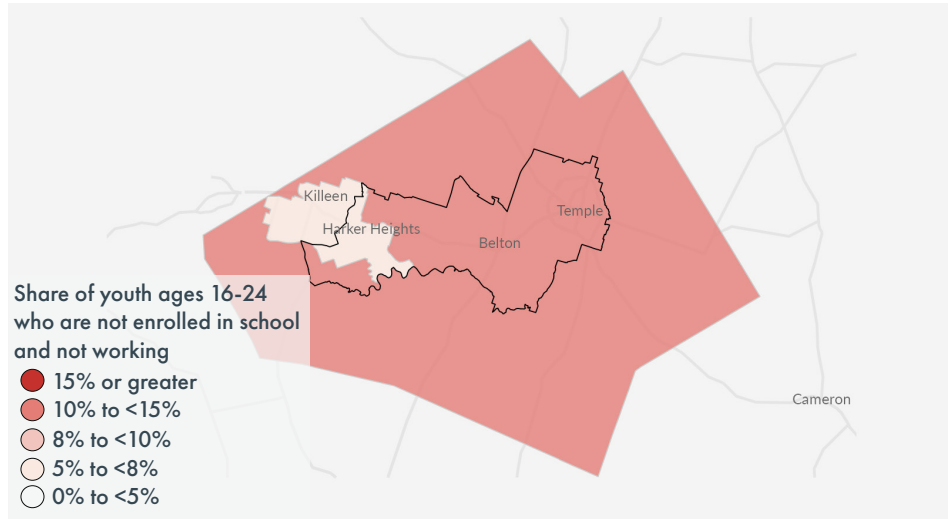


Sources: IPUMS American Community Survey 2018-2022; Wage impact data comes from Ray Marshall Center’s analysis, as part of Evaluation of Services for Texas Opportunity Youth (ESTOY) project, of data from UT Austin’s Texas Education Research Center (<https://sites.utexas.edu/raymarshallcenter/>). State average is the weighted average of all state districts.

OPPORTUNITY YOUTH & WORKFORCE PRODUCTIVITY IN TEXAS



House District #55
Rep. Hugh D. Shine



OPPORTUNITY YOUTH IN TEXAS

Young Texans aged 16-24 are crucial to not only our workforce but our economic future, yet **13.1% are neither in school nor working**. These opportunity youth and young adults (OYYA) need support to reconnect and become college or career ready.

In 2025, the Texas Workforce Commission plans to allocate **over \$80 million** in WIOA funds—the primary resource for OYYA—to youth programs. To secure Texas’ prosperity, we must efficiently use these funds and improve coordination among stakeholders to help over one million OYYA reengage in education or employment.

POLICY PRIORITIES

Proposed Policy Recommendations

- **Enhanced Fiscal Transparency:** Require aggregation of existing workforce data for Texans aged 16-24
- **Strategic Planning:** Require local workforce boards to include strategies for engaging OYYA
- **Increased Community Engagement:** Notify workforce officials when subsidized job creation exceeds 100 jobs

Policy Impact

- Improve program evaluation and enable policymakers to make data-driven decisions
- Promote population awareness and consistent, targeted approaches for OYYA needs
- Improve workforce preparation, including job training, childcare, and transportation support

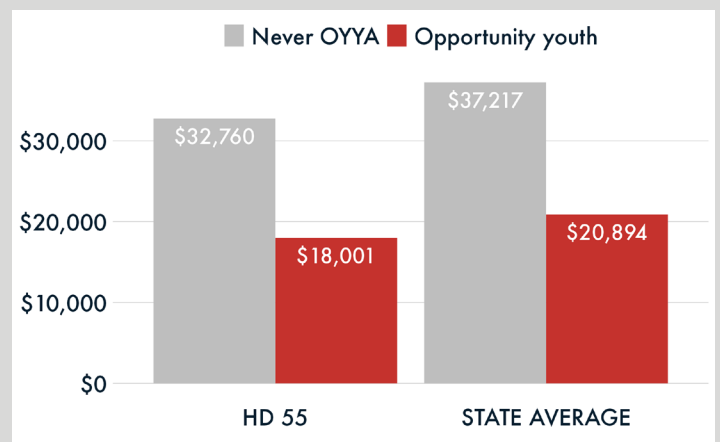
HOUSE DISTRICT #55

2,924 youth ages 16-24 are **not** enrolled in school and **not** working (10%).

Opportunity youth	Count	Percent
Male	1,654	57%
Female	1,270	43%
No health insurance	912	31%
No college (age 20-24)	1,523	76%
Parenting	492	17%

IMPACT ON WAGES

On average, youth who experienced disconnection in **HD 1** make **\$14,759** less annually by age 28.

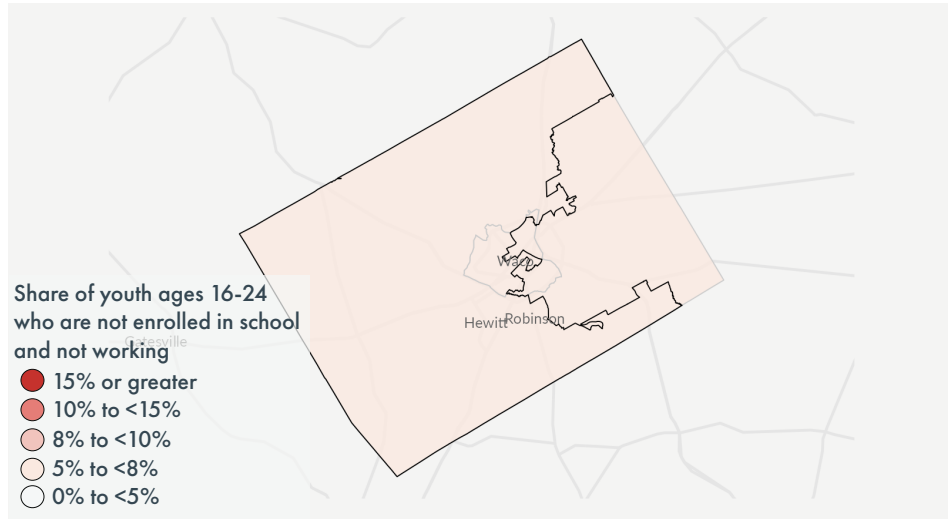


Sources: IPUMS American Community Survey 2018-2022; Wage impact data comes from Ray Marshall Center’s analysis, as part of Evaluation of Services for Texas Opportunity Youth (ESTOY) project, of data from UT Austin’s Texas Education Research Center (<https://sites.utexas.edu/raymarshallcenter/>). State average is the weighted average of all state districts.

OPPORTUNITY YOUTH & WORKFORCE PRODUCTIVITY IN TEXAS



House District #56
Rep. Charles "Doc" Anderson



OPPORTUNITY YOUTH IN TEXAS

Young Texans aged 16-24 are crucial to not only our workforce but our economic future, yet **13.1% are neither in school nor working**. These opportunity youth and young adults (OYYA) need support to reconnect and become college or career ready.

In 2025, the Texas Workforce Commission plans to allocate **over \$80 million** in WIOA funds—the primary resource for OYYA—to youth programs. To secure Texas' prosperity, we must efficiently use these funds and improve coordination among stakeholders to help over one million OYYA reengage in education or employment.

POLICY PRIORITIES

Proposed Policy Recommendations

- **Enhanced Fiscal Transparency:** Require aggregation of existing workforce data for Texans aged 16-24
- **Strategic Planning:** Require local workforce boards to include strategies for engaging OYYA
- **Increased Community Engagement:** Notify workforce officials when subsidized job creation exceeds 100 jobs

Policy Impact

- Improve program evaluation and enable policymakers to make data-driven decisions
- Promote population awareness and consistent, targeted approaches for OYYA needs
- Improve workforce preparation, including job training, childcare, and transportation support

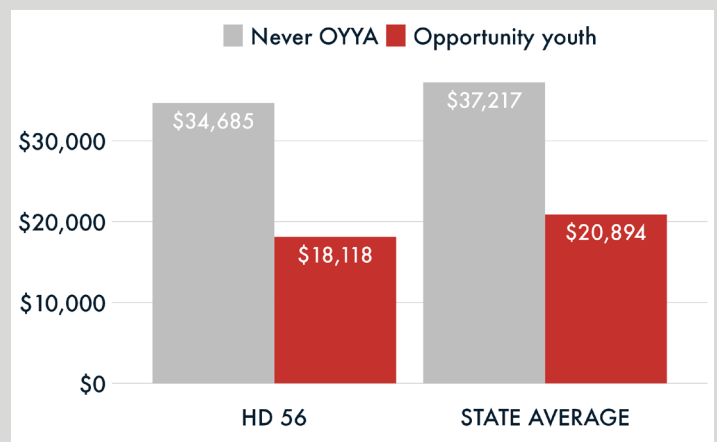
HOUSE DISTRICT #56

2,321 youth ages 16-24 are **not** enrolled in school and **not** working (10%).

Opportunity youth	Count	Percent
Male	1,109	48%
Female	1,211	52%
No health insurance	840	36%
No college (age 20-24)	1,301	76%
Parenting	453	20%

IMPACT ON WAGES

On average, youth who experienced disconnection in **HD 1** make **\$16,568** less annually by age 28.

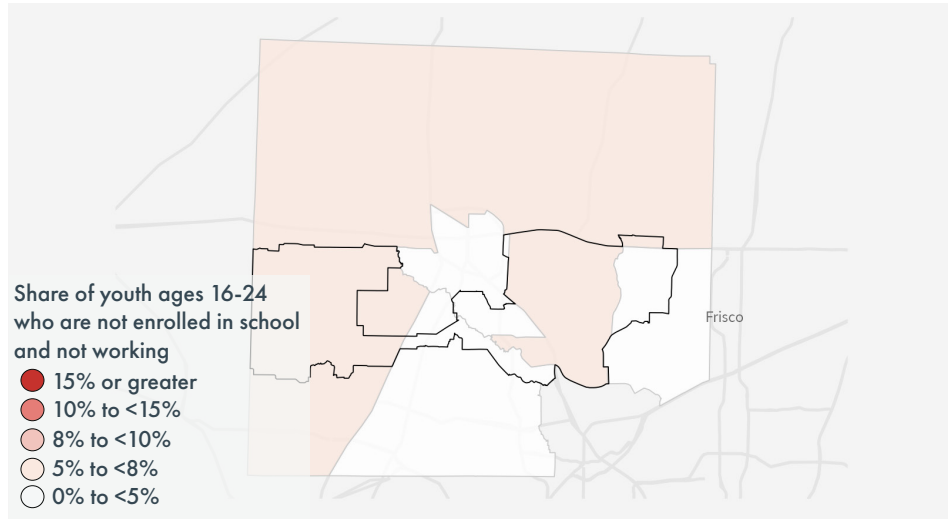


Sources: IPUMS American Community Survey 2018-2022; Wage impact data comes from Ray Marshall Center's analysis, as part of Evaluation of Services for Texas Opportunity Youth (ESTOY) project, of data from UT Austin's Texas Education Research Center (<https://sites.utexas.edu/raymarshallcenter/>). State average is the weighted average of all state districts.

OPPORTUNITY YOUTH & WORKFORCE PRODUCTIVITY IN TEXAS



House District #57
Rep. Richard Hayes



OPPORTUNITY YOUTH IN TEXAS

Young Texans aged 16-24 are crucial to not only our workforce but our economic future, yet **13.1% are neither in school nor working**. These opportunity youth and young adults (OYYA) need support to reconnect and become college or career ready.

In 2025, the Texas Workforce Commission plans to allocate **over \$80 million** in WIOA funds—the primary resource for OYYA—to youth programs. To secure Texas’ prosperity, we must efficiently use these funds and improve coordination among stakeholders to help over one million OYYA reengage in education or employment.

POLICY PRIORITIES

Proposed Policy Recommendations

- **Enhanced Fiscal Transparency:** Require aggregation of existing workforce data for Texans aged 16-24
- **Strategic Planning:** Require local workforce boards to include strategies for engaging OYYA
- **Increased Community Engagement:** Notify workforce officials when subsidized job creation exceeds 100 jobs

Policy Impact

- Improve program evaluation and enable policymakers to make data-driven decisions
- Promote population awareness and consistent, targeted approaches for OYYA needs
- Improve workforce preparation, including job training, childcare, and transportation support

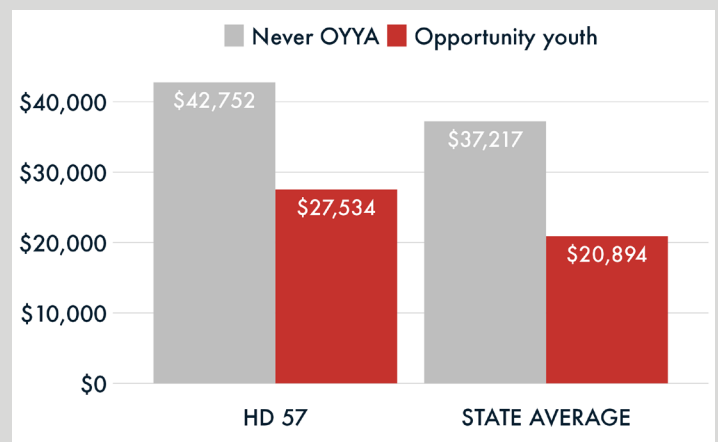
HOUSE DISTRICT #57

1,449 youth ages 16-24 are **not** enrolled in school and **not** working (7%).

Opportunity youth	Count	Percent
Male	713	49%
Female	736	51%
No health insurance	346	24%
No college (age 20-24)	575	51%
Parenting	117	8%

IMPACT ON WAGES

On average, youth who experienced disconnection in **HD 1** make **\$15,219** less annually by age 28.

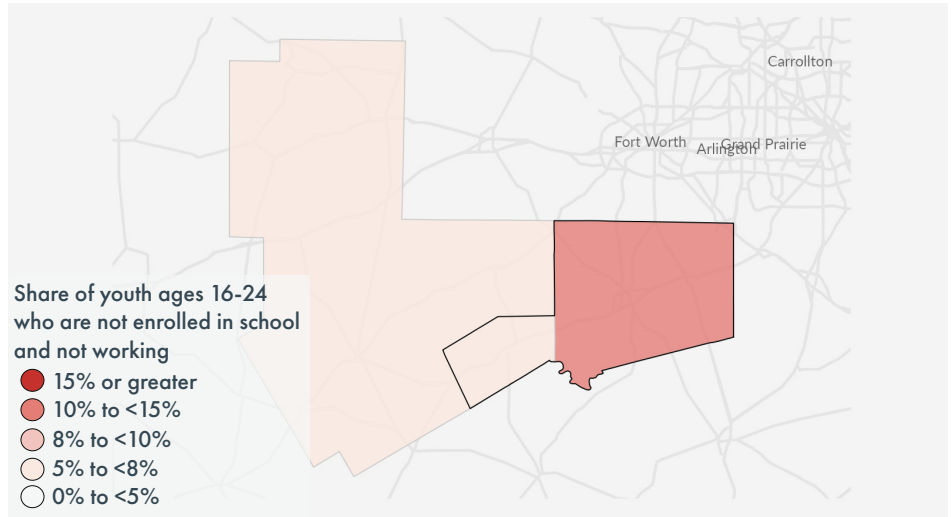


Sources: IPUMS American Community Survey 2018-2022; Wage impact data comes from Ray Marshall Center’s analysis, as part of Evaluation of Services for Texas Opportunity Youth (ESTOY) project, of data from UT Austin’s Texas Education Research Center (<https://sites.utexas.edu/raymarshallcenter/>). State average is the weighted average of all state districts.

OPPORTUNITY YOUTH & WORKFORCE PRODUCTIVITY IN TEXAS



House District #58
Rep. DeWayne Burns



OPPORTUNITY YOUTH IN TEXAS

Young Texans aged 16-24 are crucial to not only our workforce but our economic future, yet **13.1% are neither in school nor working**. These opportunity youth and young adults (OYYA) need support to reconnect and become college or career ready.

In 2025, the Texas Workforce Commission plans to allocate **over \$80 million** in WIOA funds—the primary resource for OYYA—to youth programs. To secure Texas’ prosperity, we must efficiently use these funds and improve coordination among stakeholders to help over one million OYYA reengage in education or employment.

POLICY PRIORITIES

Proposed Policy Recommendations

- **Enhanced Fiscal Transparency:** Require aggregation of existing workforce data for Texans aged 16-24
- **Strategic Planning:** Require local workforce boards to include strategies for engaging OYYA
- **Increased Community Engagement:** Notify workforce officials when subsidized job creation exceeds 100 jobs

Policy Impact

- Improve program evaluation and enable policymakers to make data-driven decisions
- Promote population awareness and consistent, targeted approaches for OYYA needs
- Improve workforce preparation, including job training, childcare, and transportation support

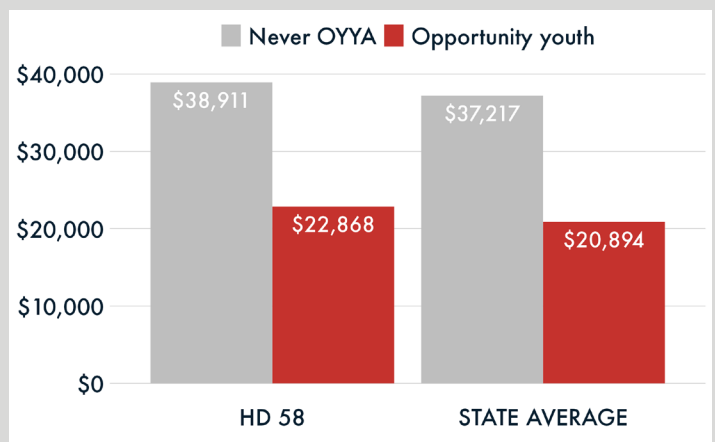
HOUSE DISTRICT #58

4,140 youth ages 16-24 are **not** enrolled in school and **not** working (19%).

Opportunity youth	Count	Percent
Male	2,194	53%
Female	1,946	47%
No health insurance	1,152	28%
No college (age 20-24)	1,850	75%
Parenting	655	16%

IMPACT ON WAGES

On average, youth who experienced disconnection in **HD 1** make **\$16,043** less annually by age 28.

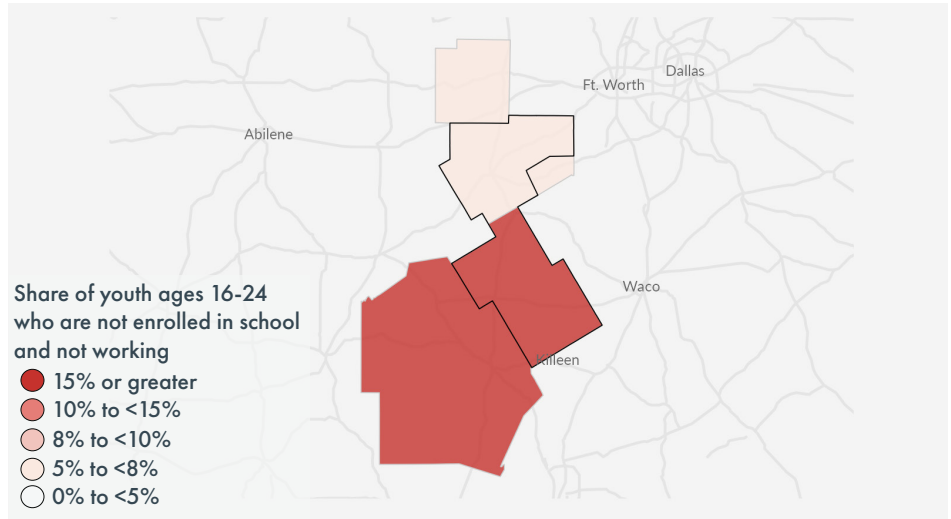


Sources: IPUMS American Community Survey 2018-2022; Wage impact data comes from Ray Marshall Center’s analysis, as part of Evaluation of Services for Texas Opportunity Youth (ESTOY) project, of data from UT Austin’s Texas Education Research Center (<https://sites.utexas.edu/raymarshallcenter/>). State average is the weighted average of all state districts.

OPPORTUNITY YOUTH & WORKFORCE PRODUCTIVITY IN TEXAS



House District #59
Rep. Shelby Slawson



OPPORTUNITY YOUTH IN TEXAS

Young Texans aged 16-24 are crucial to not only our workforce but our economic future, yet **13.1% are neither in school nor working**. These opportunity youth and young adults (OYYA) need support to reconnect and become college or career ready.

In 2025, the Texas Workforce Commission plans to allocate **over \$80 million** in WIOA funds—the primary resource for OYYA—to youth programs. To secure Texas’ prosperity, we must efficiently use these funds and improve coordination among stakeholders to help over one million OYYA reengage in education or employment.

POLICY PRIORITIES

Proposed Policy Recommendations

- **Enhanced Fiscal Transparency:** Require aggregation of existing workforce data for Texans aged 16-24
- **Strategic Planning:** Require local workforce boards to include strategies for engaging OYYA
- **Increased Community Engagement:** Notify workforce officials when subsidized job creation exceeds 100 jobs

Policy Impact

- Improve program evaluation and enable policymakers to make data-driven decisions
- Promote population awareness and consistent, targeted approaches for OYYA needs
- Improve workforce preparation, including job training, childcare, and transportation support

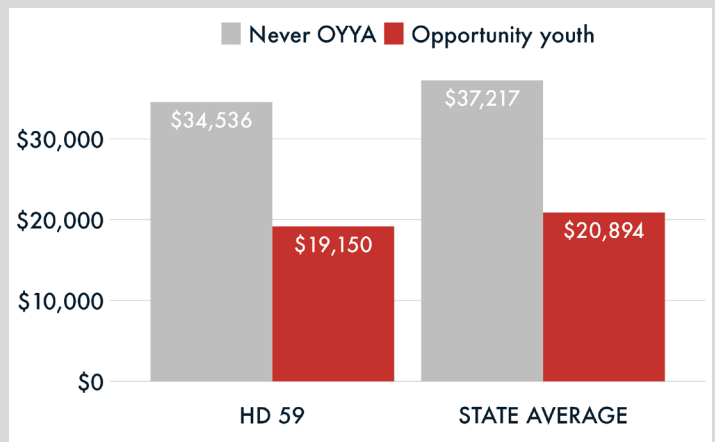
HOUSE DISTRICT #59

2,831 youth ages 16-24 are **not** enrolled in school and **not** working (13%).

Opportunity youth	Count	Percent
Male	1,273	45%
Female	1,557	55%
No health insurance	1,028	36%
No college (age 20-24)	1,368	74%
Parenting	521	18%

IMPACT ON WAGES

On average, youth who experienced disconnection in **HD 1** make **\$15,386** less annually by age 28.

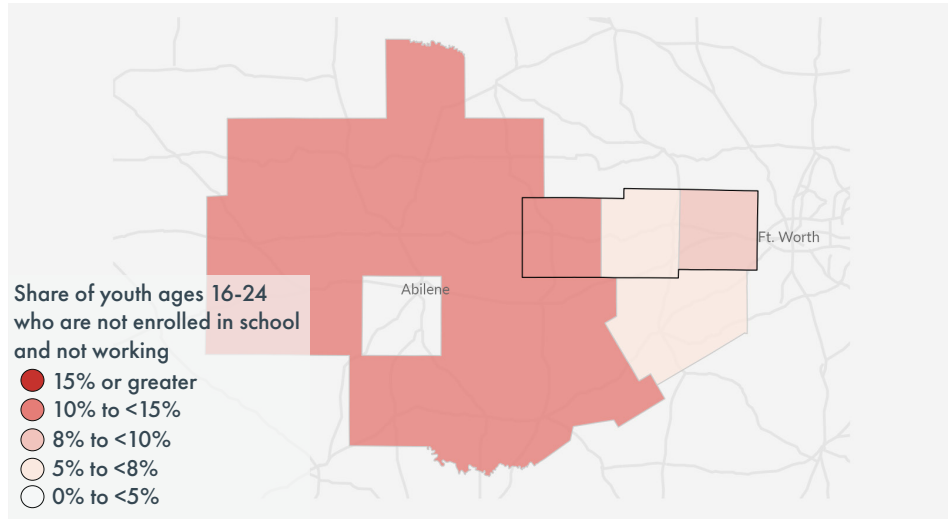


Sources: IPUMS American Community Survey 2018-2022; Wage impact data comes from Ray Marshall Center’s analysis, as part of Evaluation of Services for Texas Opportunity Youth (ESTOY) project, of data from UT Austin’s Texas Education Research Center (<https://sites.utexas.edu/raymarshallcenter/>). State average is the weighted average of all state districts.

OPPORTUNITY YOUTH & WORKFORCE PRODUCTIVITY IN TEXAS



House District #60
Rep. Glenn Rogers



OPPORTUNITY YOUTH IN TEXAS

Young Texans aged 16-24 are crucial to not only our workforce but our economic future, yet **13.1% are neither in school nor working**. These opportunity youth and young adults (OYYA) need support to reconnect and become college or career ready.

In 2025, the Texas Workforce Commission plans to allocate **over \$80 million** in WIOA funds—the primary resource for OYYA—to youth programs. To secure Texas’ prosperity, we must efficiently use these funds and improve coordination among stakeholders to help over one million OYYA reengage in education or employment.

POLICY PRIORITIES

Proposed Policy Recommendations

- **Enhanced Fiscal Transparency:** Require aggregation of existing workforce data for Texans aged 16-24
- **Strategic Planning:** Require local workforce boards to include strategies for engaging OYYA
- **Increased Community Engagement:** Notify workforce officials when subsidized job creation exceeds 100 jobs

Policy Impact

- Improve program evaluation and enable policymakers to make data-driven decisions
- Promote population awareness and consistent, targeted approaches for OYYA needs
- Improve workforce preparation, including job training, childcare, and transportation support

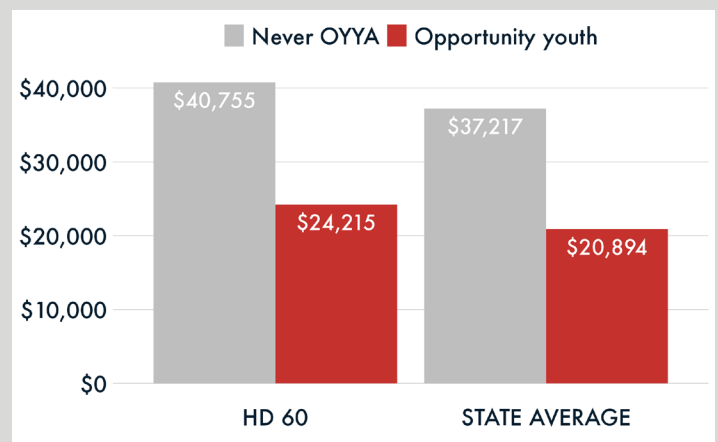
HOUSE DISTRICT #60

2,233 youth ages 16-24 are **not** enrolled in school and **not** working (13%).

Opportunity youth	Count	Percent
Male	1,036	46%
Female	1,197	54%
No health insurance	777	35%
No college (age 20-24)	1,028	76%
Parenting	577	26%

IMPACT ON WAGES

On average, youth who experienced disconnection in **HD 1** make **\$16,539** less annually by age 28.

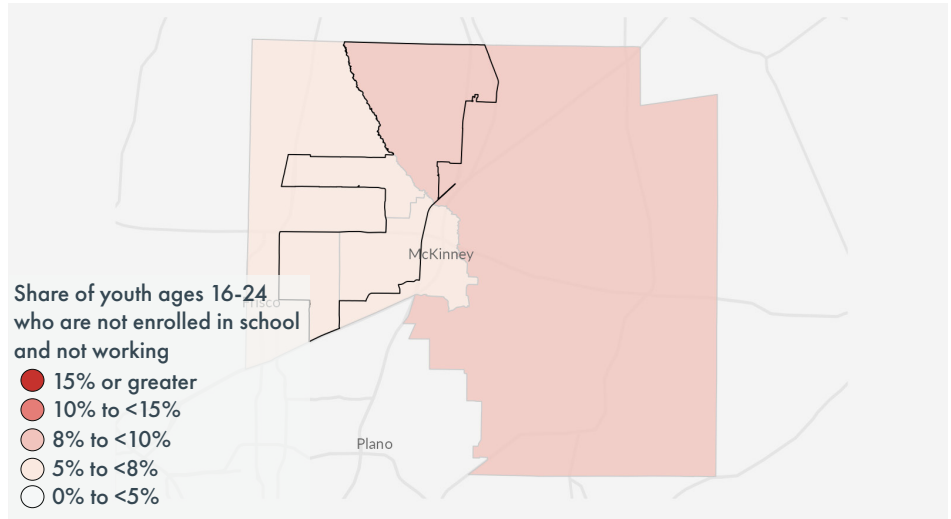


Sources: IPUMS American Community Survey 2018-2022; Wage impact data comes from Ray Marshall Center’s analysis, as part of Evaluation of Services for Texas Opportunity Youth (ESTOY) project, of data from UT Austin’s Texas Education Research Center (<https://sites.utexas.edu/raymarshallcenter/>). State average is the weighted average of all state districts.

OPPORTUNITY YOUTH & WORKFORCE PRODUCTIVITY IN TEXAS



House District #61
Rep. Frederick Frazier



OPPORTUNITY YOUTH IN TEXAS

Young Texans aged 16-24 are crucial to not only our workforce but our economic future, yet **13.1% are neither in school nor working**. These opportunity youth and young adults (OYYA) need support to reconnect and become college or career ready.

In 2025, the Texas Workforce Commission plans to allocate **over \$80 million** in WIOA funds—the primary resource for OYYA—to youth programs. To secure Texas’ prosperity, we must efficiently use these funds and improve coordination among stakeholders to help over one million OYYA reengage in education or employment.

POLICY PRIORITIES

Proposed Policy Recommendations

- **Enhanced Fiscal Transparency:** Require aggregation of existing workforce data for Texans aged 16-24
- **Strategic Planning:** Require local workforce boards to include strategies for engaging OYYA
- **Increased Community Engagement:** Notify workforce officials when subsidized job creation exceeds 100 jobs

Policy Impact

- Improve program evaluation and enable policymakers to make data-driven decisions
- Promote population awareness and consistent, targeted approaches for OYYA needs
- Improve workforce preparation, including job training, childcare, and transportation support

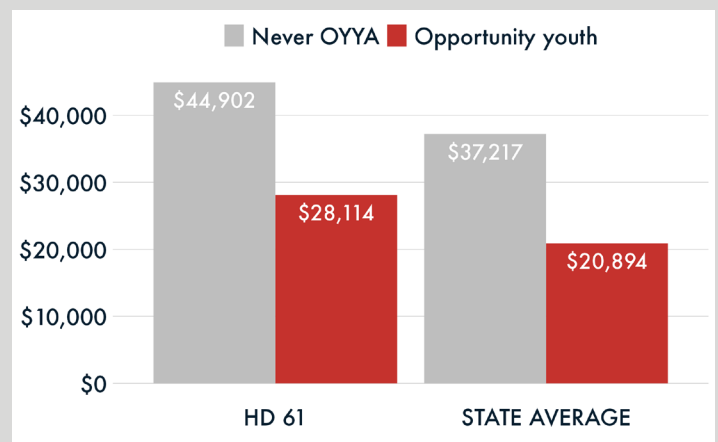
HOUSE DISTRICT #61

1,746 youth ages 16-24 are **not** enrolled in school and **not** working (9%).

Opportunity youth	Count	Percent
Male	1,164	67%
Female	582	33%
No health insurance	504	29%
No college (age 20-24)	669	62%
Parenting	169	10%

IMPACT ON WAGES

On average, youth who experienced disconnection in **HD 1** make **\$16,788** less annually by age 28.

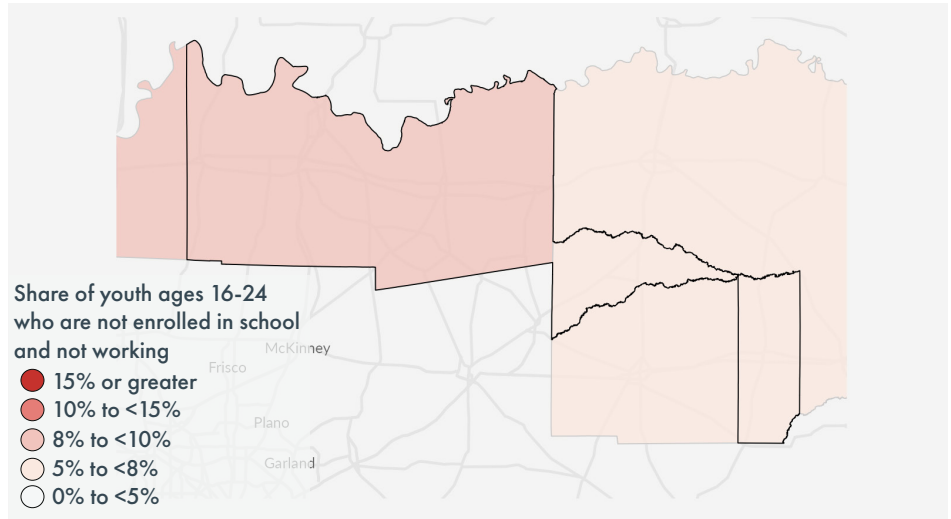


Sources: IPUMS American Community Survey 2018-2022; Wage impact data comes from Ray Marshall Center’s analysis, as part of Evaluation of Services for Texas Opportunity Youth (ESTOY) project, of data from UT Austin’s Texas Education Research Center (<https://sites.utexas.edu/raymarshallcenter/>). State average is the weighted average of all state districts.

OPPORTUNITY YOUTH & WORKFORCE PRODUCTIVITY IN TEXAS



House District #62
Rep. Reggie Smith



OPPORTUNITY YOUTH IN TEXAS

Young Texans aged 16-24 are crucial to not only our workforce but our economic future, yet **13.1% are neither in school nor working**. These opportunity youth and young adults (OYYA) need support to reconnect and become college or career ready.

In 2025, the Texas Workforce Commission plans to allocate **over \$80 million** in WIOA funds—the primary resource for OYYA—to youth programs. To secure Texas’ prosperity, we must efficiently use these funds and improve coordination among stakeholders to help over one million OYYA reengage in education or employment.

POLICY PRIORITIES

Proposed Policy Recommendations

- **Enhanced Fiscal Transparency:** Require aggregation of existing workforce data for Texans aged 16-24
- **Strategic Planning:** Require local workforce boards to include strategies for engaging OYYA
- **Increased Community Engagement:** Notify workforce officials when subsidized job creation exceeds 100 jobs

Policy Impact

- Improve program evaluation and enable policymakers to make data-driven decisions
- Promote population awareness and consistent, targeted approaches for OYYA needs
- Improve workforce preparation, including job training, childcare, and transportation support

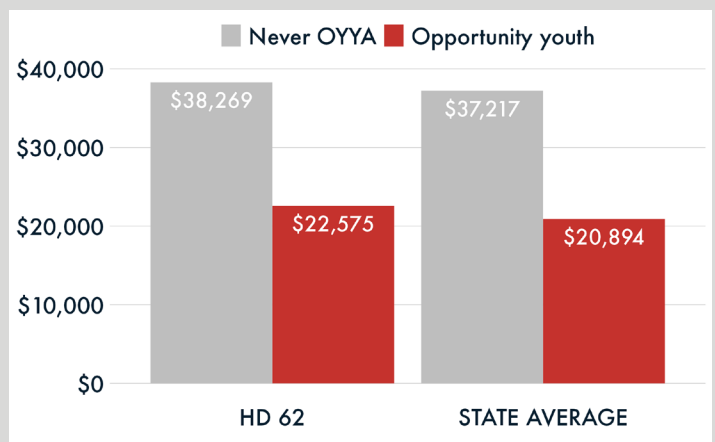
HOUSE DISTRICT #62

3,764 youth ages 16-24 are **not** enrolled in school and **not** working (16%).

Opportunity youth	Count	Percent
Male	1,610	43%
Female	2,154	57%
No health insurance	1,686	45%
No college (age 20-24)	2,039	77%
Parenting	709	19%

IMPACT ON WAGES

On average, youth who experienced disconnection in **HD 1** make **\$15,694** less annually by age 28.



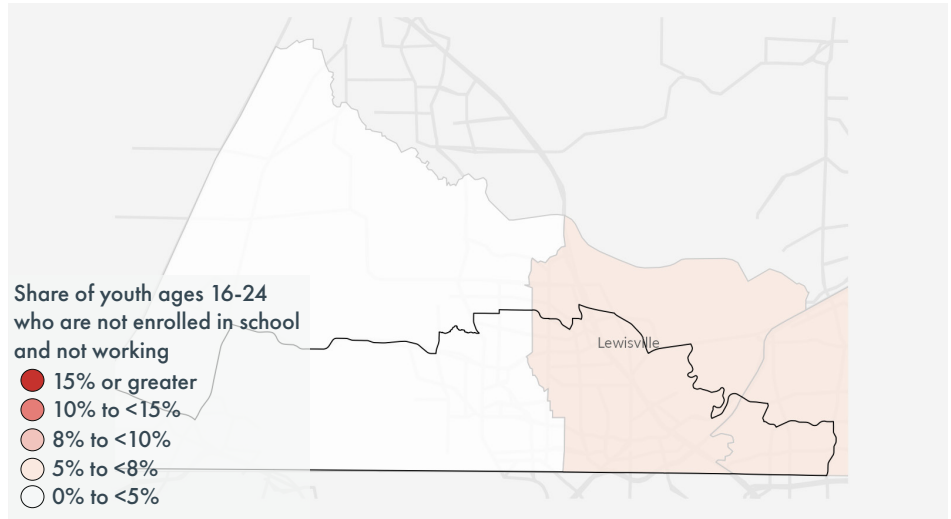
Sources: IPUMS American Community Survey 2018-2022; Wage impact data comes from Ray Marshall Center’s analysis, as part of Evaluation of Services for Texas Opportunity Youth (ESTOY) project, of data from UT Austin’s Texas Education Research Center (<https://sites.utexas.edu/raymarshallcenter/>). State average is the weighted average of all state districts.

OPPORTUNITY YOUTH & WORKFORCE PRODUCTIVITY IN TEXAS



House District #63

Rep. Benjamin Bumgarner



OPPORTUNITY YOUTH IN TEXAS

Young Texans aged 16-24 are crucial to not only our workforce but our economic future, yet **13.1% are neither in school nor working**. These opportunity youth and young adults (OYYA) need support to reconnect and become college or career ready.

In 2025, the Texas Workforce Commission plans to allocate **over \$80 million** in WIOA funds—the primary resource for OYYA—to youth programs. To secure Texas’ prosperity, we must efficiently use these funds and improve coordination among stakeholders to help over one million OYYA reengage in education or employment.

POLICY PRIORITIES

Proposed Policy Recommendations

- **Enhanced Fiscal Transparency:** Require aggregation of existing workforce data for Texans aged 16-24
- **Strategic Planning:** Require local workforce boards to include strategies for engaging OYYA
- **Increased Community Engagement:** Notify workforce officials when subsidized job creation exceeds 100 jobs

Policy Impact

- Improve program evaluation and enable policymakers to make data-driven decisions
- Promote population awareness and consistent, targeted approaches for OYYA needs
- Improve workforce preparation, including job training, childcare, and transportation support

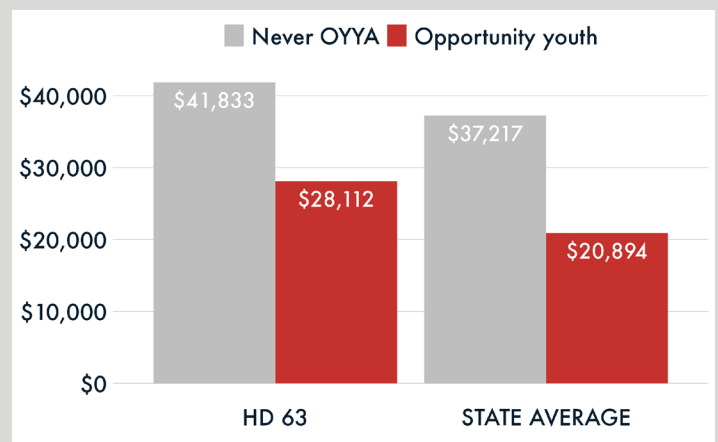
HOUSE DISTRICT #63

1,134 youth ages 16-24 are **not** enrolled in school and **not** working (8%).

Opportunity youth	Count	Percent
Male	464	41%
Female	670	59%
No health insurance	267	24%
No college (age 20-24)	440	53%
Parenting	174	15%

IMPACT ON WAGES

On average, youth who experienced disconnection in **HD 1** make **\$13,721** less annually by age 28.

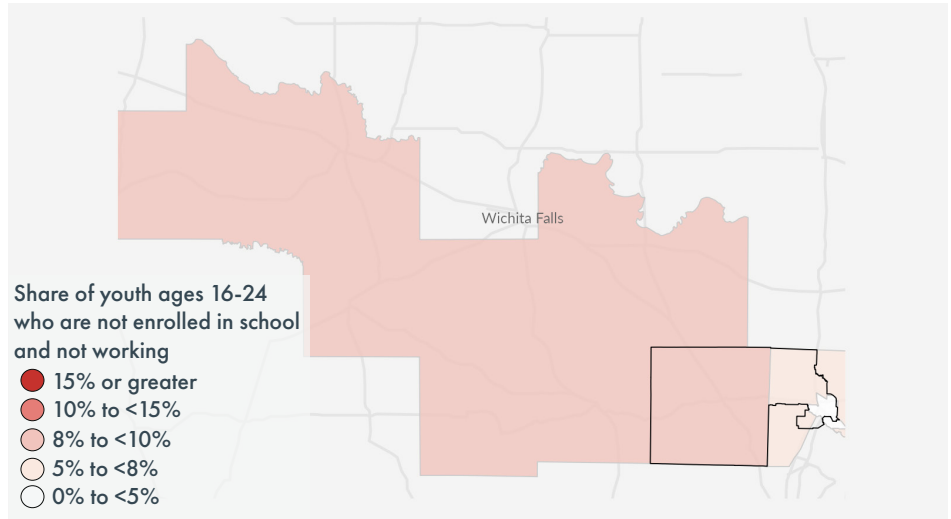


Sources: IPUMS American Community Survey 2018-2022; Wage impact data comes from Ray Marshall Center’s analysis, as part of Evaluation of Services for Texas Opportunity Youth (ESTOY) project, of data from UT Austin’s Texas Education Research Center (<https://sites.utexas.edu/raymarshallcenter/>). State average is the weighted average of all state districts.

OPPORTUNITY YOUTH & WORKFORCE PRODUCTIVITY IN TEXAS



House District #64
Rep. Lynn Stucky



OPPORTUNITY YOUTH IN TEXAS

Young Texans aged 16-24 are crucial to not only our workforce but our economic future, yet **13.1% are neither in school nor working**. These opportunity youth and young adults (OYYA) need support to reconnect and become college or career ready.

In 2025, the Texas Workforce Commission plans to allocate **over \$80 million** in WIOA funds—the primary resource for OYYA—to youth programs. To secure Texas’ prosperity, we must efficiently use these funds and improve coordination among stakeholders to help over one million OYYA reengage in education or employment.

POLICY PRIORITIES

Proposed Policy Recommendations

- **Enhanced Fiscal Transparency:** Require aggregation of existing workforce data for Texans aged 16-24
- **Strategic Planning:** Require local workforce boards to include strategies for engaging OYYA
- **Increased Community Engagement:** Notify workforce officials when subsidized job creation exceeds 100 jobs

Policy Impact

- Improve program evaluation and enable policymakers to make data-driven decisions
- Promote population awareness and consistent, targeted approaches for OYYA needs
- Improve workforce preparation, including job training, childcare, and transportation support

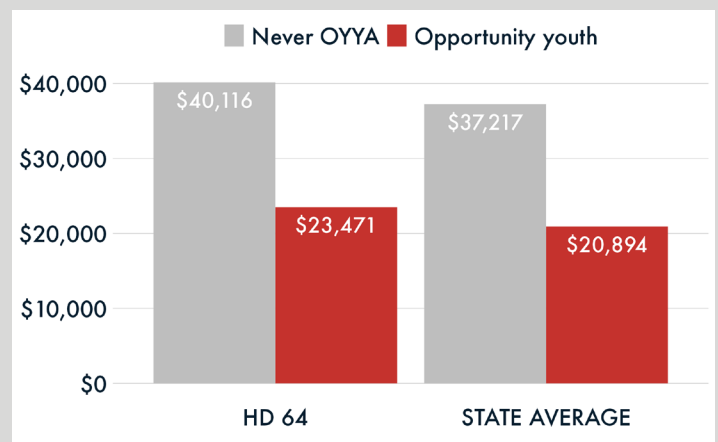
HOUSE DISTRICT #64

2,371 youth ages 16-24 are **not** enrolled in school and **not** working (9%).

Opportunity youth	Count	Percent
Male	1,308	55%
Female	1,062	45%
No health insurance	647	27%
No college (age 20-24)	992	58%
Parenting	170	7%

IMPACT ON WAGES

On average, youth who experienced disconnection in **HD 1** make **\$16,644** less annually by age 28.

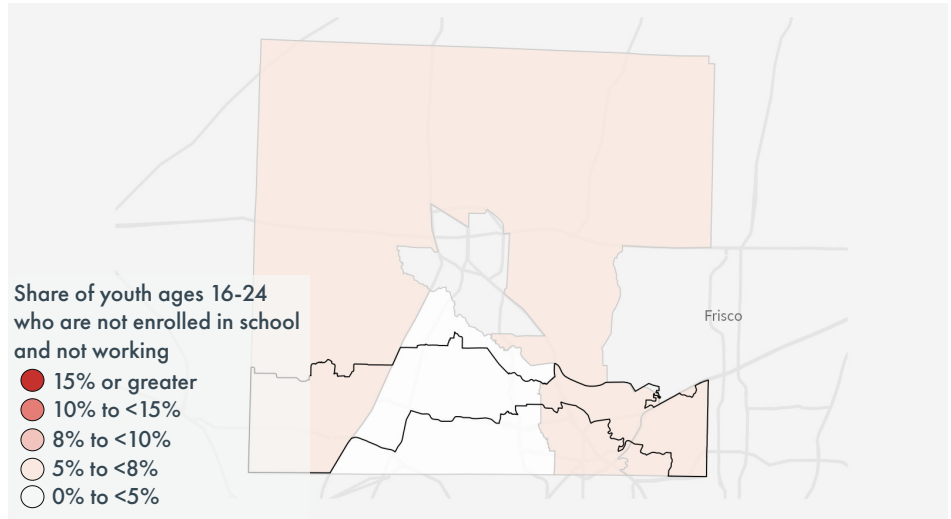


Sources: IPUMS American Community Survey 2018-2022; Wage impact data comes from Ray Marshall Center’s analysis, as part of Evaluation of Services for Texas Opportunity Youth (ESTOY) project, of data from UT Austin’s Texas Education Research Center (<https://sites.utexas.edu/raymarshallcenter/>). State average is the weighted average of all state districts.

OPPORTUNITY YOUTH & WORKFORCE PRODUCTIVITY IN TEXAS



House District #65
Rep. Krona Thimesch



OPPORTUNITY YOUTH IN TEXAS

Young Texans aged 16-24 are crucial to not only our workforce but our economic future, yet **13.1% are neither in school nor working**. These opportunity youth and young adults (OYYA) need support to reconnect and become college or career ready.

In 2025, the Texas Workforce Commission plans to allocate **over \$80 million** in WIOA funds—the primary resource for OYYA—to youth programs. To secure Texas’ prosperity, we must efficiently use these funds and improve coordination among stakeholders to help over one million OYYA reengage in education or employment.

POLICY PRIORITIES

Proposed Policy Recommendations

- **Enhanced Fiscal Transparency:** Require aggregation of existing workforce data for Texans aged 16-24
- **Strategic Planning:** Require local workforce boards to include strategies for engaging OYYA
- **Increased Community Engagement:** Notify workforce officials when subsidized job creation exceeds 100 jobs

Policy Impact

- Improve program evaluation and enable policymakers to make data-driven decisions
- Promote population awareness and consistent, targeted approaches for OYYA needs
- Improve workforce preparation, including job training, childcare, and transportation support

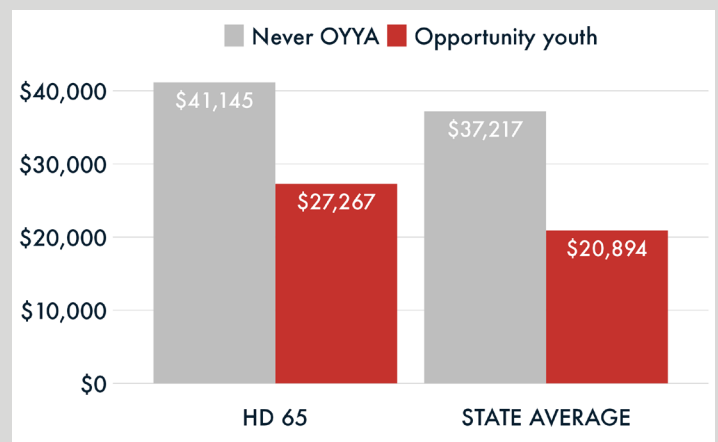
HOUSE DISTRICT #65

1,273 youth ages 16-24 are **not** enrolled in school and **not** working (9%).

Opportunity youth	Count	Percent
Male	629	49%
Female	645	51%
No health insurance	330	26%
No college (age 20-24)	460	54%
Parenting	143	11%

IMPACT ON WAGES

On average, youth who experienced disconnection in **HD 1** make **\$13,878** less annually by age 28.

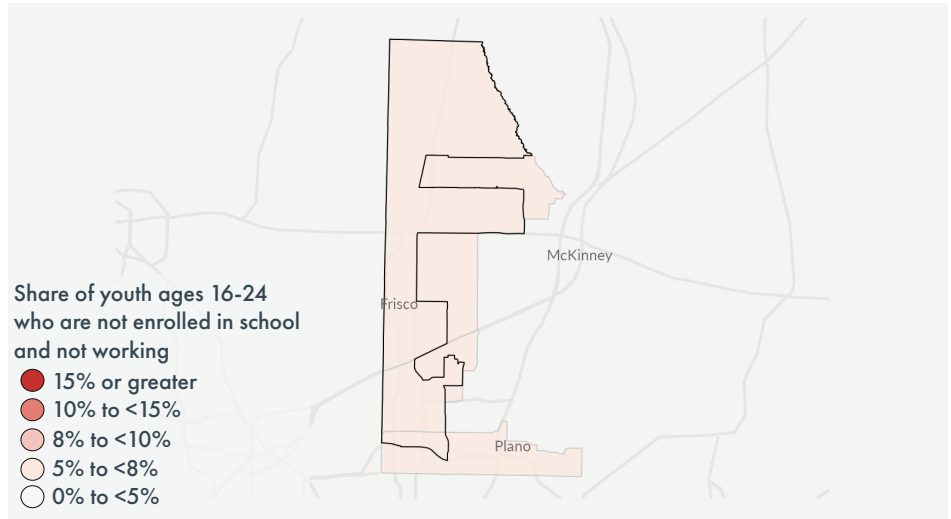


Sources: IPUMS American Community Survey 2018-2022; Wage impact data comes from Ray Marshall Center’s analysis, as part of Evaluation of Services for Texas Opportunity Youth (ESTOY) project, of data from UT Austin’s Texas Education Research Center (<https://sites.utexas.edu/raymarshallcenter/>). State average is the weighted average of all state districts.

OPPORTUNITY YOUTH & WORKFORCE PRODUCTIVITY IN TEXAS



House District #66
Rep. Matt Shaheen



OPPORTUNITY YOUTH IN TEXAS

Young Texans aged 16-24 are crucial to not only our workforce but our economic future, yet **13.1% are neither in school nor working**. These opportunity youth and young adults (OYYA) need support to reconnect and become college or career ready.

In 2025, the Texas Workforce Commission plans to allocate **over \$80 million** in WIOA funds—the primary resource for OYYA—to youth programs. To secure Texas’ prosperity, we must efficiently use these funds and improve coordination among stakeholders to help over one million OYYA reengage in education or employment.

POLICY PRIORITIES

Proposed Policy Recommendations

- **Enhanced Fiscal Transparency:** Require aggregation of existing workforce data for Texans aged 16-24
- **Strategic Planning:** Require local workforce boards to include strategies for engaging OYYA
- **Increased Community Engagement:** Notify workforce officials when subsidized job creation exceeds 100 jobs

Policy Impact

- Improve program evaluation and enable policymakers to make data-driven decisions
- Promote population awareness and consistent, targeted approaches for OYYA needs
- Improve workforce preparation, including job training, childcare, and transportation support

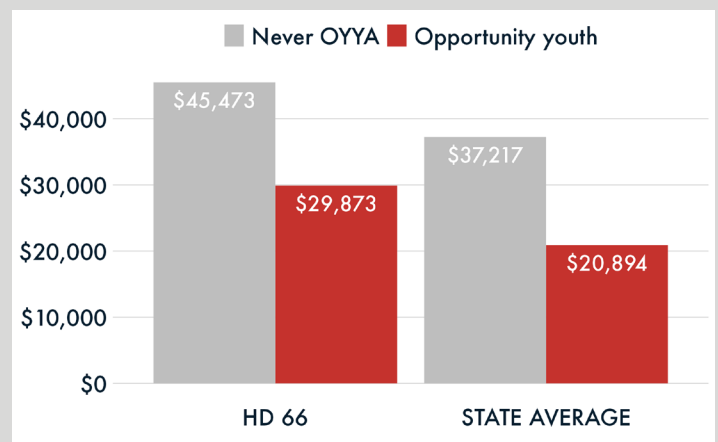
HOUSE DISTRICT #66

1,524 youth ages 16-24 are **not** enrolled in school and **not** working (9%).

Opportunity youth	Count	Percent
Male	770	51%
Female	754	49%
No health insurance	363	24%
No college (age 20-24)	637	69%
Parenting	161	11%

IMPACT ON WAGES

On average, youth who experienced disconnection in **HD 1** make **\$15,600** less annually by age 28.

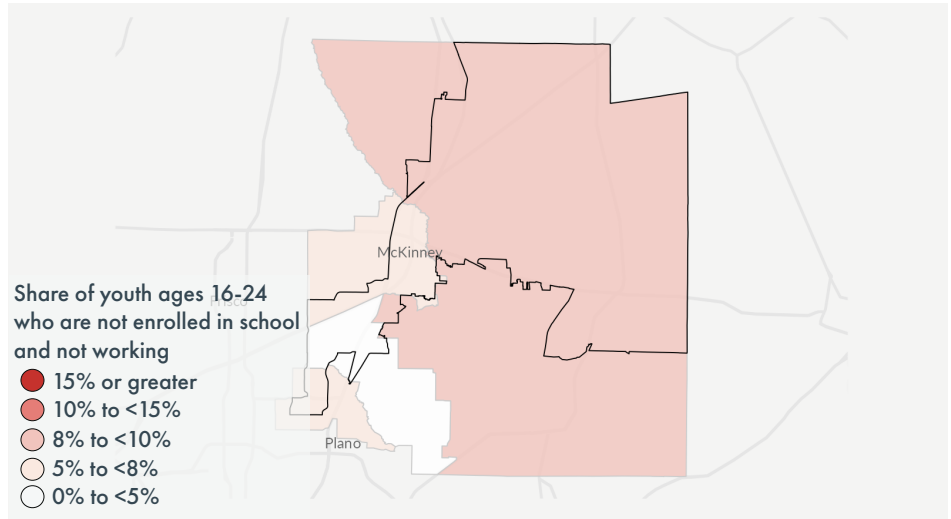


Sources: IPUMS American Community Survey 2018-2022; Wage impact data comes from Ray Marshall Center’s analysis, as part of Evaluation of Services for Texas Opportunity Youth (ESTOY) project, of data from UT Austin’s Texas Education Research Center (<https://sites.utexas.edu/raymarshallcenter/>). State average is the weighted average of all state districts.

OPPORTUNITY YOUTH & WORKFORCE PRODUCTIVITY IN TEXAS



House District #67
Rep. Jeff Leach



OPPORTUNITY YOUTH IN TEXAS

Young Texans aged 16-24 are crucial to not only our workforce but our economic future, yet **13.1% are neither in school nor working**. These opportunity youth and young adults (OYYA) need support to reconnect and become college or career ready.

In 2025, the Texas Workforce Commission plans to allocate **over \$80 million** in WIOA funds—the primary resource for OYYA—to youth programs. To secure Texas’ prosperity, we must efficiently use these funds and improve coordination among stakeholders to help over one million OYYA reengage in education or employment.

POLICY PRIORITIES

Proposed Policy Recommendations

- **Enhanced Fiscal Transparency:** Require aggregation of existing workforce data for Texans aged 16-24
- **Strategic Planning:** Require local workforce boards to include strategies for engaging OYYA
- **Increased Community Engagement:** Notify workforce officials when subsidized job creation exceeds 100 jobs

Policy Impact

- Improve program evaluation and enable policymakers to make data-driven decisions
- Promote population awareness and consistent, targeted approaches for OYYA needs
- Improve workforce preparation, including job training, childcare, and transportation support

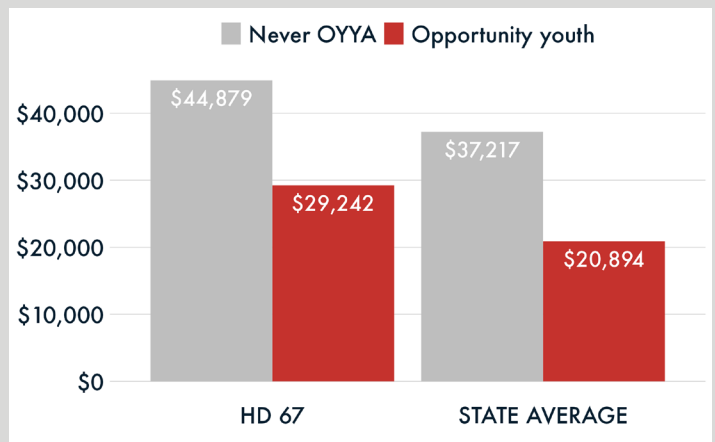
HOUSE DISTRICT #67

2,012 youth ages 16-24 are **not** enrolled in school and **not** working (10%).

Opportunity youth	Count	Percent
Male	1,115	55%
Female	897	45%
No health insurance	771	38%
No college (age 20-24)	821	57%
Parenting	162	8%

IMPACT ON WAGES

On average, youth who experienced disconnection in **HD 1** make **\$15,638** less annually by age 28.

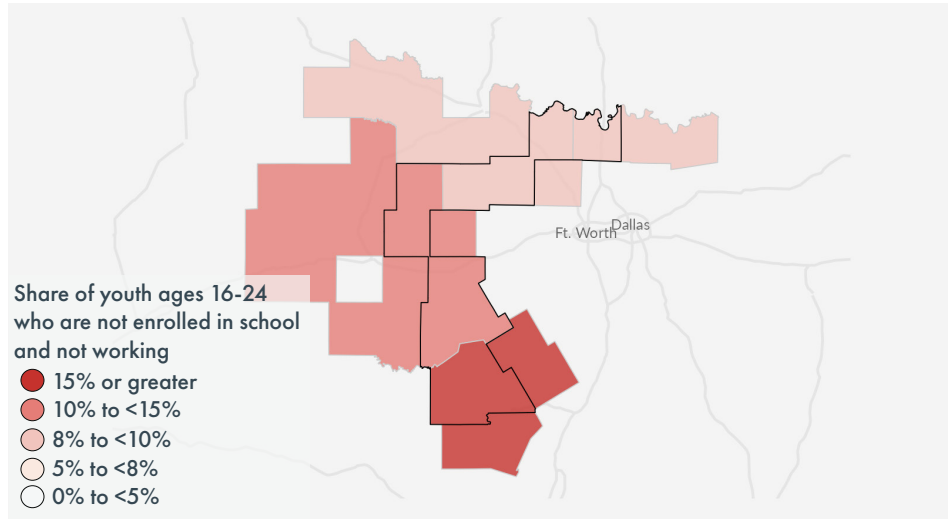


Sources: IPUMS American Community Survey 2018-2022; Wage impact data comes from Ray Marshall Center’s analysis, as part of Evaluation of Services for Texas Opportunity Youth (ESTOY) project, of data from UT Austin’s Texas Education Research Center (<https://sites.utexas.edu/raymarshallcenter/>). State average is the weighted average of all state districts.

OPPORTUNITY YOUTH & WORKFORCE PRODUCTIVITY IN TEXAS



House District #68
Rep. David Spiller



OPPORTUNITY YOUTH IN TEXAS

Young Texans aged 16-24 are crucial to not only our workforce but our economic future, yet **13.1% are neither in school nor working**. These opportunity youth and young adults (OYYA) need support to reconnect and become college or career ready.

In 2025, the Texas Workforce Commission plans to allocate **over \$80 million** in WIOA funds—the primary resource for OYYA—to youth programs. To secure Texas’ prosperity, we must efficiently use these funds and improve coordination among stakeholders to help over one million OYYA reengage in education or employment.

POLICY PRIORITIES

Proposed Policy Recommendations

- **Enhanced Fiscal Transparency:** Require aggregation of existing workforce data for Texans aged 16-24
- **Strategic Planning:** Require local workforce boards to include strategies for engaging OYYA
- **Increased Community Engagement:** Notify workforce officials when subsidized job creation exceeds 100 jobs

Policy Impact

- Improve program evaluation and enable policymakers to make data-driven decisions
- Promote population awareness and consistent, targeted approaches for OYYA needs
- Improve workforce preparation, including job training, childcare, and transportation support

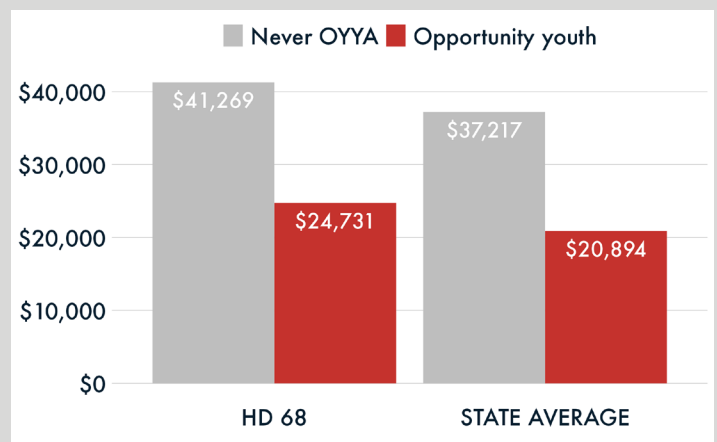
HOUSE DISTRICT #68

3,756 youth ages 16-24 are **not** enrolled in school and **not** working (17%).

Opportunity youth	Count	Percent
Male	1,900	51%
Female	1,856	49%
No health insurance	1,914	51%
No college (age 20-24)	2,173	84%
Parenting	744	20%

IMPACT ON WAGES

On average, youth who experienced disconnection in **HD 1** make **\$16,539** less annually by age 28.

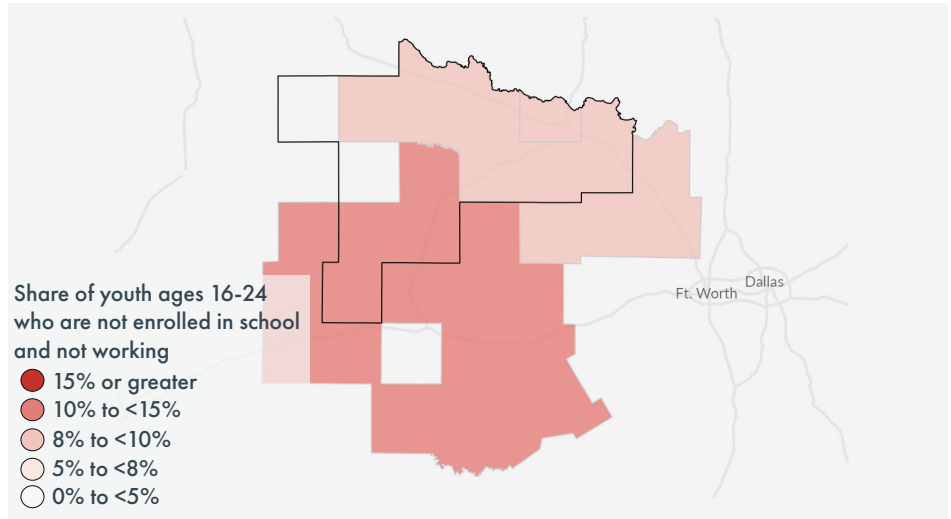


Sources: IPUMS American Community Survey 2018-2022; Wage impact data comes from Ray Marshall Center’s analysis, as part of Evaluation of Services for Texas Opportunity Youth (ESTOY) project, of data from UT Austin’s Texas Education Research Center (<https://sites.utexas.edu/raymarshallcenter/>). State average is the weighted average of all state districts.

OPPORTUNITY YOUTH & WORKFORCE PRODUCTIVITY IN TEXAS



House District #69
Rep. James Frank



OPPORTUNITY YOUTH IN TEXAS

Young Texans aged 16-24 are crucial to not only our workforce but our economic future, yet **13.1% are neither in school nor working**. These opportunity youth and young adults (OYYA) need support to reconnect and become college or career ready.

In 2025, the Texas Workforce Commission plans to allocate **over \$80 million** in WIOA funds—the primary resource for OYYA—to youth programs. To secure Texas’ prosperity, we must efficiently use these funds and improve coordination among stakeholders to help over one million OYYA reengage in education or employment.

POLICY PRIORITIES

Proposed Policy Recommendations

- **Enhanced Fiscal Transparency:** Require aggregation of existing workforce data for Texans aged 16-24
- **Strategic Planning:** Require local workforce boards to include strategies for engaging OYYA
- **Increased Community Engagement:** Notify workforce officials when subsidized job creation exceeds 100 jobs

Policy Impact

- Improve program evaluation and enable policymakers to make data-driven decisions
- Promote population awareness and consistent, targeted approaches for OYYA needs
- Improve workforce preparation, including job training, childcare, and transportation support

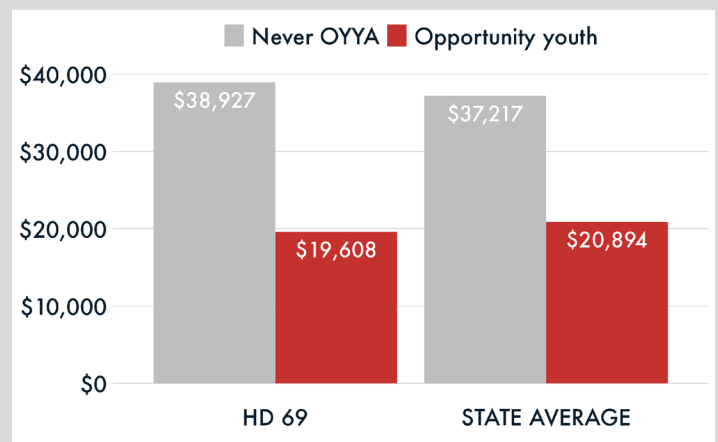
HOUSE DISTRICT #69

2,421 youth ages 16-24 are **not** enrolled in school and **not** working (12%).

Opportunity youth	Count	Percent
Male	1,291	53%
Female	1,130	47%
No health insurance	960	40%
No college (age 20-24)	1,475	87%
Parenting	480	20%

IMPACT ON WAGES

On average, youth who experienced disconnection in **HD 1** make **\$19,319** less annually by age 28.

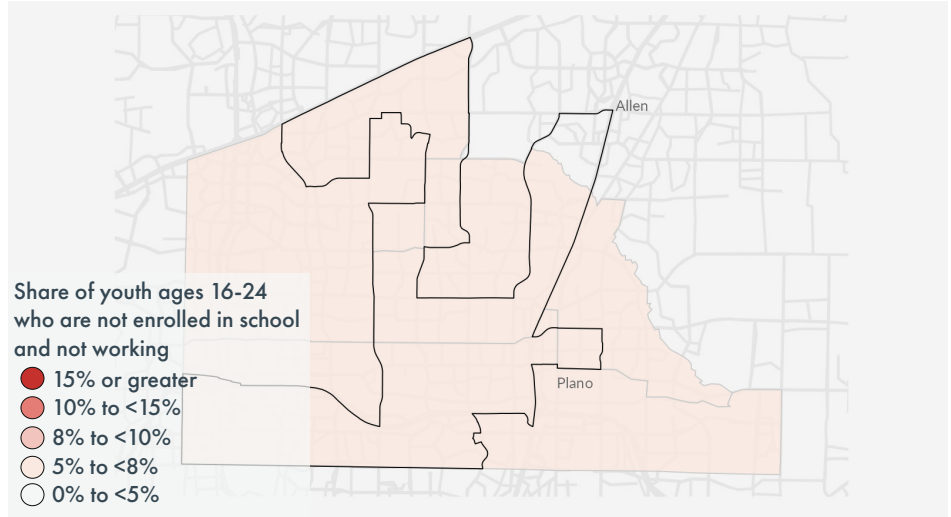


Sources: IPUMS American Community Survey 2018-2022; Wage impact data comes from Ray Marshall Center’s analysis, as part of Evaluation of Services for Texas Opportunity Youth (ESTOY) project, of data from UT Austin’s Texas Education Research Center (<https://sites.utexas.edu/raymarshallcenter/>). State average is the weighted average of all state districts.

OPPORTUNITY YOUTH & WORKFORCE PRODUCTIVITY IN TEXAS



House District #70
Rep. Mihaela Plesa



OPPORTUNITY YOUTH IN TEXAS

Young Texans aged 16-24 are crucial to not only our workforce but our economic future, yet **13.1% are neither in school nor working**. These opportunity youth and young adults (OYYA) need support to reconnect and become college or career ready.

In 2025, the Texas Workforce Commission plans to allocate **over \$80 million** in WIOA funds—the primary resource for OYYA—to youth programs. To secure Texas’ prosperity, we must efficiently use these funds and improve coordination among stakeholders to help over one million OYYA reengage in education or employment.

POLICY PRIORITIES

Proposed Policy Recommendations

- **Enhanced Fiscal Transparency:** Require aggregation of existing workforce data for Texans aged 16-24
- **Strategic Planning:** Require local workforce boards to include strategies for engaging OYYA
- **Increased Community Engagement:** Notify workforce officials when subsidized job creation exceeds 100 jobs

Policy Impact

- Improve program evaluation and enable policymakers to make data-driven decisions
- Promote population awareness and consistent, targeted approaches for OYYA needs
- Improve workforce preparation, including job training, childcare, and transportation support

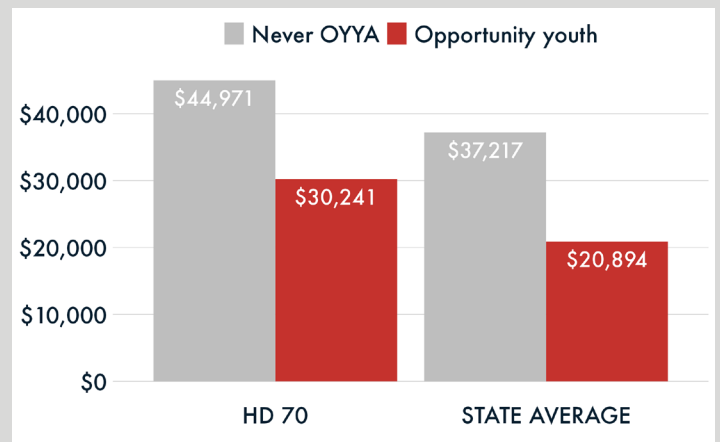
HOUSE DISTRICT #70

1,856 youth ages 16-24 are **not** enrolled in school and **not** working (11%).

Opportunity youth	Count	Percent
Male	743	40%
Female	1,113	60%
No health insurance	589	32%
No college (age 20-24)	714	54%
Parenting	172	9%

IMPACT ON WAGES

On average, youth who experienced disconnection in **HD 1** make **\$14,730** less annually by age 28.

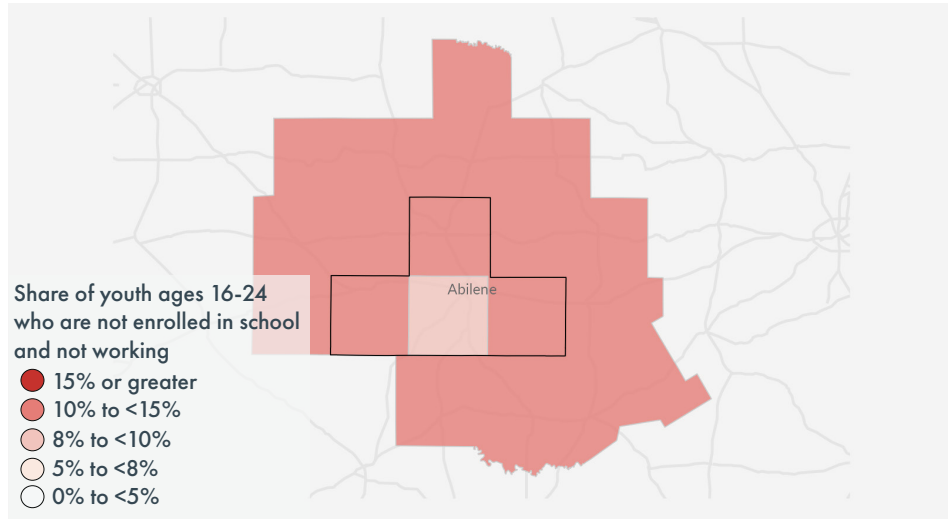


Sources: IPUMS American Community Survey 2018-2022; Wage impact data comes from Ray Marshall Center’s analysis, as part of Evaluation of Services for Texas Opportunity Youth (ESTOY) project, of data from UT Austin’s Texas Education Research Center (<https://sites.utexas.edu/raymarshallcenter/>). State average is the weighted average of all state districts.

OPPORTUNITY YOUTH & WORKFORCE PRODUCTIVITY IN TEXAS



House District #71
Rep. Stan Lambert



OPPORTUNITY YOUTH IN TEXAS

Young Texans aged 16-24 are crucial to not only our workforce but our economic future, yet **13.1% are neither in school nor working**. These opportunity youth and young adults (OYYA) need support to reconnect and become college or career ready.

In 2025, the Texas Workforce Commission plans to allocate **over \$80 million** in WIOA funds—the primary resource for OYYA—to youth programs. To secure Texas’ prosperity, we must efficiently use these funds and improve coordination among stakeholders to help over one million OYYA reengage in education or employment.

POLICY PRIORITIES

Proposed Policy Recommendations

- **Enhanced Fiscal Transparency:** Require aggregation of existing workforce data for Texans aged 16-24
- **Strategic Planning:** Require local workforce boards to include strategies for engaging OYYA
- **Increased Community Engagement:** Notify workforce officials when subsidized job creation exceeds 100 jobs

Policy Impact

- Improve program evaluation and enable policymakers to make data-driven decisions
- Promote population awareness and consistent, targeted approaches for OYYA needs
- Improve workforce preparation, including job training, childcare, and transportation support

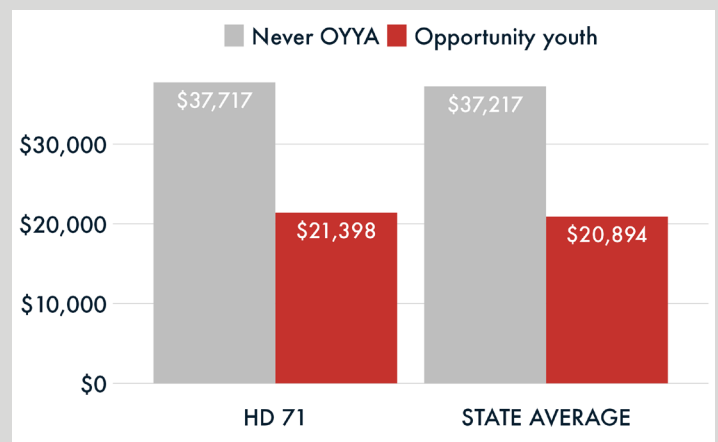
HOUSE DISTRICT #71

2,533 youth ages 16-24 are **not** enrolled in school and **not** working (10%).

Opportunity youth	Count	Percent
Male	1,259	50%
Female	1,274	50%
No health insurance	1,203	47%
No college (age 20-24)	1,601	88%
Parenting	628	25%

IMPACT ON WAGES

On average, youth who experienced disconnection in **HD 1** make **\$16,319** less annually by age 28.

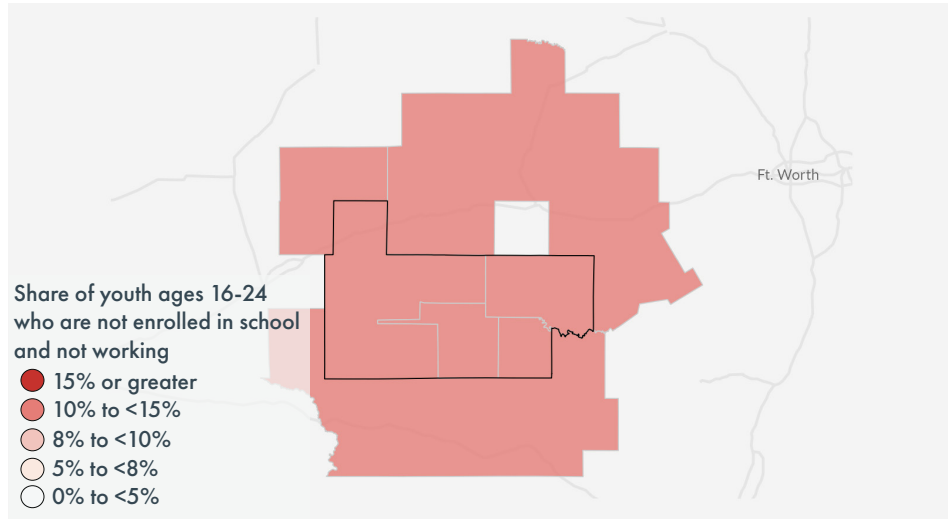


Sources: IPUMS American Community Survey 2018-2022; Wage impact data comes from Ray Marshall Center’s analysis, as part of Evaluation of Services for Texas Opportunity Youth (ESTOY) project, of data from UT Austin’s Texas Education Research Center (<https://sites.utexas.edu/raymarshallcenter/>). State average is the weighted average of all state districts.

OPPORTUNITY YOUTH & WORKFORCE PRODUCTIVITY IN TEXAS



House District #72
Rep. Drew Darby



OPPORTUNITY YOUTH IN TEXAS

Young Texans aged 16-24 are crucial to not only our workforce but our economic future, yet **13.1% are neither in school nor working**. These opportunity youth and young adults (OYYA) need support to reconnect and become college or career ready.

In 2025, the Texas Workforce Commission plans to allocate **over \$80 million** in WIOA funds—the primary resource for OYYA—to youth programs. To secure Texas’ prosperity, we must efficiently use these funds and improve coordination among stakeholders to help over one million OYYA reengage in education or employment.

POLICY PRIORITIES

Proposed Policy Recommendations

- **Enhanced Fiscal Transparency:** Require aggregation of existing workforce data for Texans aged 16-24
- **Strategic Planning:** Require local workforce boards to include strategies for engaging OYYA
- **Increased Community Engagement:** Notify workforce officials when subsidized job creation exceeds 100 jobs

Policy Impact

- Improve program evaluation and enable policymakers to make data-driven decisions
- Promote population awareness and consistent, targeted approaches for OYYA needs
- Improve workforce preparation, including job training, childcare, and transportation support

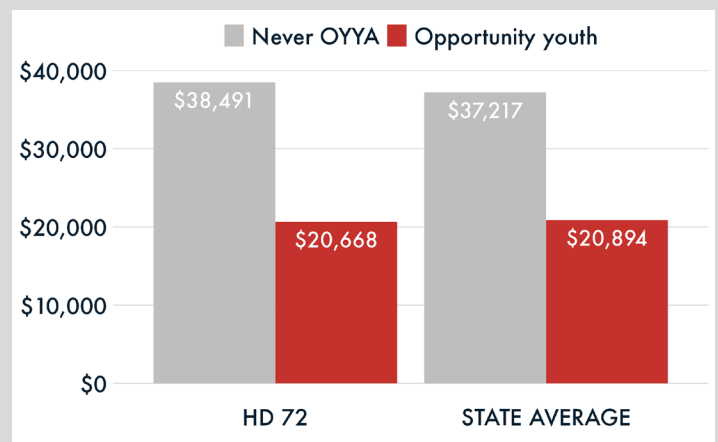
HOUSE DISTRICT #72

1,636 youth ages 16-24 are **not** enrolled in school and **not** working (11%).

Opportunity youth	Count	Percent
Male	904	55%
Female	731	45%
No health insurance	909	56%
No college (age 20-24)	1,056	93%
Parenting	287	18%

IMPACT ON WAGES

On average, youth who experienced disconnection in **HD 1** make **\$17,822** less annually by age 28.

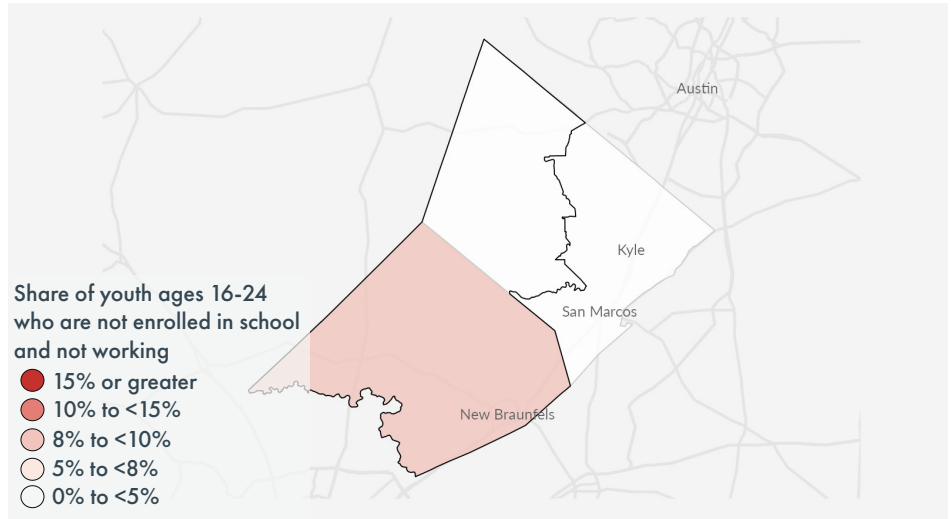


Sources: IPUMS American Community Survey 2018-2022; Wage impact data comes from Ray Marshall Center’s analysis, as part of Evaluation of Services for Texas Opportunity Youth (ESTOY) project, of data from UT Austin’s Texas Education Research Center (<https://sites.utexas.edu/raymarshallcenter/>). State average is the weighted average of all state districts.

OPPORTUNITY YOUTH & WORKFORCE PRODUCTIVITY IN TEXAS



House District #73
Rep. Carrie Isaac



OPPORTUNITY YOUTH IN TEXAS

Young Texans aged 16-24 are crucial to not only our workforce but our economic future, yet **13.1% are neither in school nor working**. These opportunity youth and young adults (OYYA) need support to reconnect and become college or career ready.

In 2025, the Texas Workforce Commission plans to allocate **over \$80 million** in WIOA funds—the primary resource for OYYA—to youth programs. To secure Texas’ prosperity, we must efficiently use these funds and improve coordination among stakeholders to help over one million OYYA reengage in education or employment.

POLICY PRIORITIES

Proposed Policy Recommendations

- **Enhanced Fiscal Transparency:** Require aggregation of existing workforce data for Texans aged 16-24
- **Strategic Planning:** Require local workforce boards to include strategies for engaging OYYA
- **Increased Community Engagement:** Notify workforce officials when subsidized job creation exceeds 100 jobs

Policy Impact

- Improve program evaluation and enable policymakers to make data-driven decisions
- Promote population awareness and consistent, targeted approaches for OYYA needs
- Improve workforce preparation, including job training, childcare, and transportation support

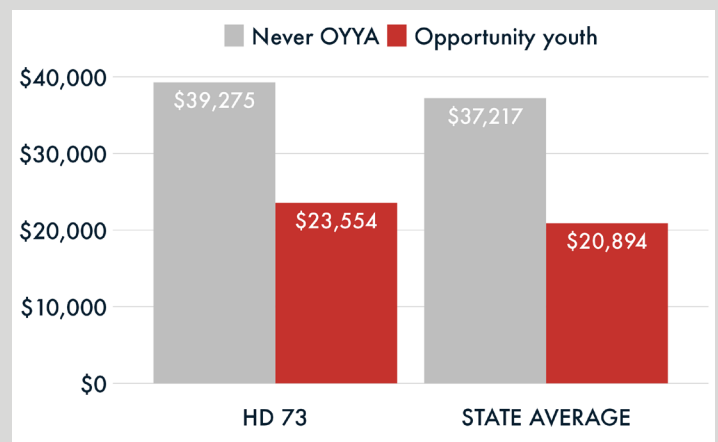
HOUSE DISTRICT #73

2,070 youth ages 16-24 are **not** enrolled in school and **not** working (10%).

Opportunity youth	Count	Percent
Male	986	48%
Female	1,084	52%
No health insurance	645	31%
No college (age 20-24)	965	74%
Parenting	164	8%

IMPACT ON WAGES

On average, youth who experienced disconnection in **HD 1** make **\$15,721** less annually by age 28.

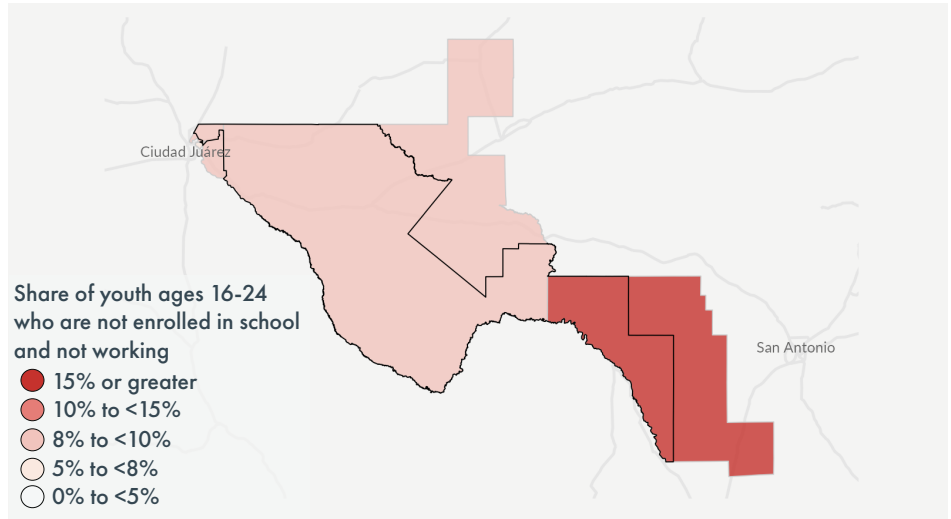


Sources: IPUMS American Community Survey 2018-2022; Wage impact data comes from Ray Marshall Center’s analysis, as part of Evaluation of Services for Texas Opportunity Youth (ESTOY) project, of data from UT Austin’s Texas Education Research Center (<https://sites.utexas.edu/raymarshallcenter/>). State average is the weighted average of all state districts.

OPPORTUNITY YOUTH & WORKFORCE PRODUCTIVITY IN TEXAS



House District #74
Rep. Eddie Morales



OPPORTUNITY YOUTH IN TEXAS

Young Texans aged 16-24 are crucial to not only our workforce but our economic future, yet **13.1% are neither in school nor working**. These opportunity youth and young adults (OYYA) need support to reconnect and become college or career ready.

In 2025, the Texas Workforce Commission plans to allocate **over \$80 million** in WIOA funds—the primary resource for OYYA—to youth programs. To secure Texas’ prosperity, we must efficiently use these funds and improve coordination among stakeholders to help over one million OYYA reengage in education or employment.

POLICY PRIORITIES

Proposed Policy Recommendations

- **Enhanced Fiscal Transparency:** Require aggregation of existing workforce data for Texans aged 16-24
- **Strategic Planning:** Require local workforce boards to include strategies for engaging OYYA
- **Increased Community Engagement:** Notify workforce officials when subsidized job creation exceeds 100 jobs

Policy Impact

- Improve program evaluation and enable policymakers to make data-driven decisions
- Promote population awareness and consistent, targeted approaches for OYYA needs
- Improve workforce preparation, including job training, childcare, and transportation support

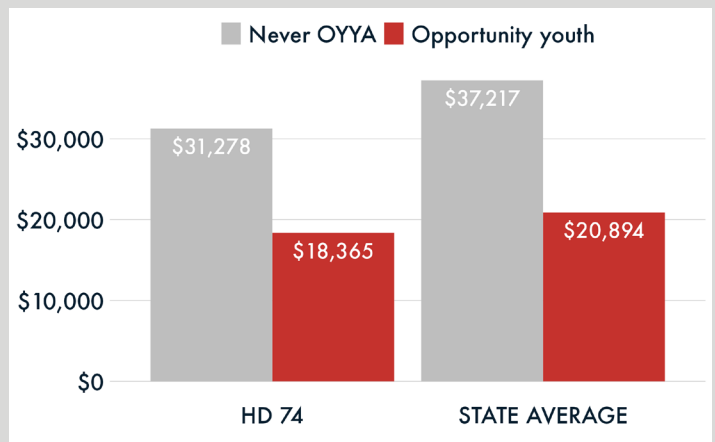
HOUSE DISTRICT #74

3,673 youth ages 16-24 are **not** enrolled in school and **not** working (19%).

Opportunity youth	Count	Percent
Male	2,003	55%
Female	1,669	45%
No health insurance	1,939	53%
No college (age 20-24)	2,037	73%
Parenting	702	19%

IMPACT ON WAGES

On average, youth who experienced disconnection in **HD 1** make **\$12,912** less annually by age 28.

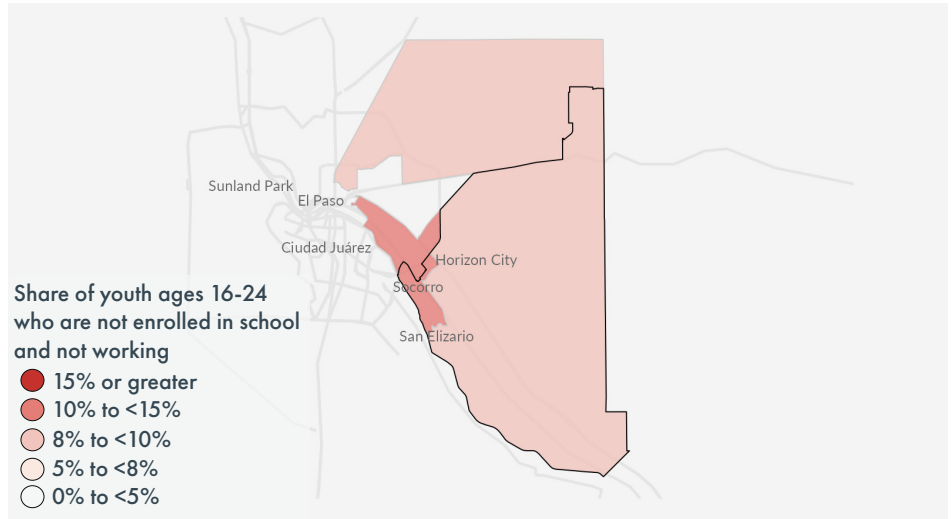


Sources: IPUMS American Community Survey 2018-2022; Wage impact data comes from Ray Marshall Center’s analysis, as part of Evaluation of Services for Texas Opportunity Youth (ESTOY) project, of data from UT Austin’s Texas Education Research Center (<https://sites.utexas.edu/raymarshallcenter/>). State average is the weighted average of all state districts.

OPPORTUNITY YOUTH & WORKFORCE PRODUCTIVITY IN TEXAS



House District #75
Rep. Mary E. González



OPPORTUNITY YOUTH IN TEXAS

Young Texans aged 16-24 are crucial to not only our workforce but our economic future, yet **13.1% are neither in school nor working**. These opportunity youth and young adults (OYYA) need support to reconnect and become college or career ready.

In 2025, the Texas Workforce Commission plans to allocate **over \$80 million** in WIOA funds—the primary resource for OYYA—to youth programs. To secure Texas’ prosperity, we must efficiently use these funds and improve coordination among stakeholders to help over one million OYYA reengage in education or employment.

POLICY PRIORITIES

Proposed Policy Recommendations

- **Enhanced Fiscal Transparency:** Require aggregation of existing workforce data for Texans aged 16-24
- **Strategic Planning:** Require local workforce boards to include strategies for engaging OYYA
- **Increased Community Engagement:** Notify workforce officials when subsidized job creation exceeds 100 jobs

Policy Impact

- Improve program evaluation and enable policymakers to make data-driven decisions
- Promote population awareness and consistent, targeted approaches for OYYA needs
- Improve workforce preparation, including job training, childcare, and transportation support

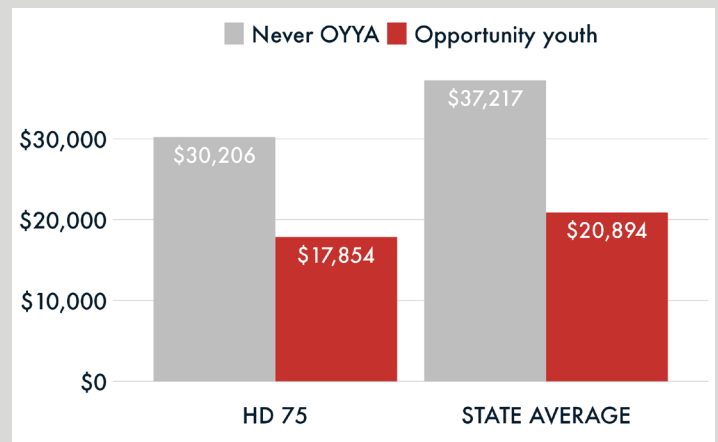
HOUSE DISTRICT #75

2,544 youth ages 16-24 are **not** enrolled in school and **not** working (11%).

Opportunity youth	Count	Percent
Male	1,327	52%
Female	1,217	48%
No health insurance	1,076	42%
No college (age 20-24)	1,018	56%
Parenting	587	23%

IMPACT ON WAGES

On average, youth who experienced disconnection in **HD 1** make **\$12,352** less annually by age 28.

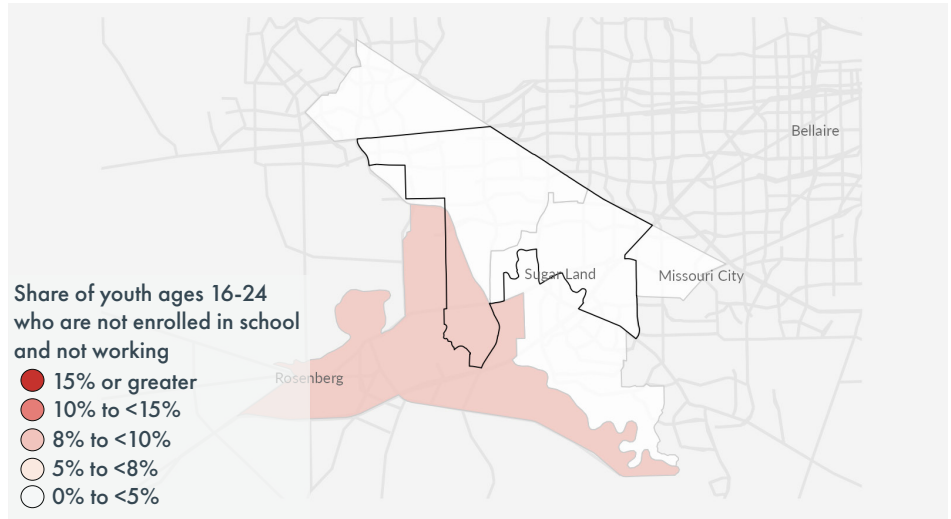


Sources: IPUMS American Community Survey 2018-2022; Wage impact data comes from Ray Marshall Center’s analysis, as part of Evaluation of Services for Texas Opportunity Youth (ESTOY) project, of data from UT Austin’s Texas Education Research Center (<https://sites.utexas.edu/raymarshallcenter/>). State average is the weighted average of all state districts.

OPPORTUNITY YOUTH & WORKFORCE PRODUCTIVITY IN TEXAS



House District #76
Rep. Suleman Lalani



OPPORTUNITY YOUTH IN TEXAS

Young Texans aged 16-24 are crucial to not only our workforce but our economic future, yet **13.1% are neither in school nor working**. These opportunity youth and young adults (OYYA) need support to reconnect and become college or career ready.

In 2025, the Texas Workforce Commission plans to allocate **over \$80 million** in WIOA funds—the primary resource for OYYA—to youth programs. To secure Texas’ prosperity, we must efficiently use these funds and improve coordination among stakeholders to help over one million OYYA reengage in education or employment.

POLICY PRIORITIES

Proposed Policy Recommendations

- **Enhanced Fiscal Transparency:** Require aggregation of existing workforce data for Texans aged 16-24
- **Strategic Planning:** Require local workforce boards to include strategies for engaging OYYA
- **Increased Community Engagement:** Notify workforce officials when subsidized job creation exceeds 100 jobs

Policy Impact

- Improve program evaluation and enable policymakers to make data-driven decisions
- Promote population awareness and consistent, targeted approaches for OYYA needs
- Improve workforce preparation, including job training, childcare, and transportation support

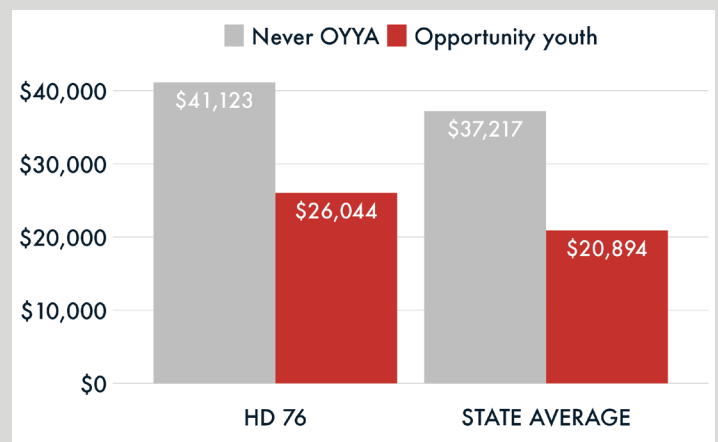
HOUSE DISTRICT #76

1,537 youth ages 16-24 are **not** enrolled in school and **not** working (7%).

Opportunity youth	Count	Percent
Male	788	51%
Female	748	49%
No health insurance	417	27%
No college (age 20-24)	681	64%
Parenting	42	3%

IMPACT ON WAGES

On average, youth who experienced disconnection in **HD 1** make **\$15,079** less annually by age 28.

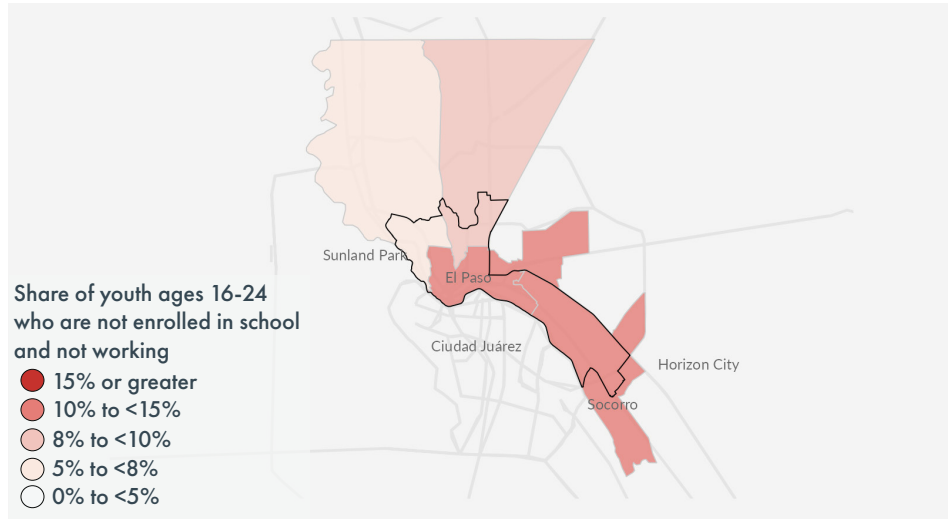


Sources: IPUMS American Community Survey 2018-2022; Wage impact data comes from Ray Marshall Center’s analysis, as part of Evaluation of Services for Texas Opportunity Youth (ESTOY) project, of data from UT Austin’s Texas Education Research Center (<https://sites.utexas.edu/raymarshallcenter/>). State average is the weighted average of all state districts.

OPPORTUNITY YOUTH & WORKFORCE PRODUCTIVITY IN TEXAS



House District #77
Rep. Evelina "Lina" Ortega



OPPORTUNITY YOUTH IN TEXAS

Young Texans aged 16-24 are crucial to not only our workforce but our economic future, yet **13.1% are neither in school nor working**. These opportunity youth and young adults (OYYA) need support to reconnect and become college or career ready.

In 2025, the Texas Workforce Commission plans to allocate **over \$80 million** in WIOA funds—the primary resource for OYYA—to youth programs. To secure Texas' prosperity, we must efficiently use these funds and improve coordination among stakeholders to help over one million OYYA reengage in education or employment.

POLICY PRIORITIES

Proposed Policy Recommendations

- **Enhanced Fiscal Transparency:** Require aggregation of existing workforce data for Texans aged 16-24
- **Strategic Planning:** Require local workforce boards to include strategies for engaging OYYA
- **Increased Community Engagement:** Notify workforce officials when subsidized job creation exceeds 100 jobs

Policy Impact

- Improve program evaluation and enable policymakers to make data-driven decisions
- Promote population awareness and consistent, targeted approaches for OYYA needs
- Improve workforce preparation, including job training, childcare, and transportation support

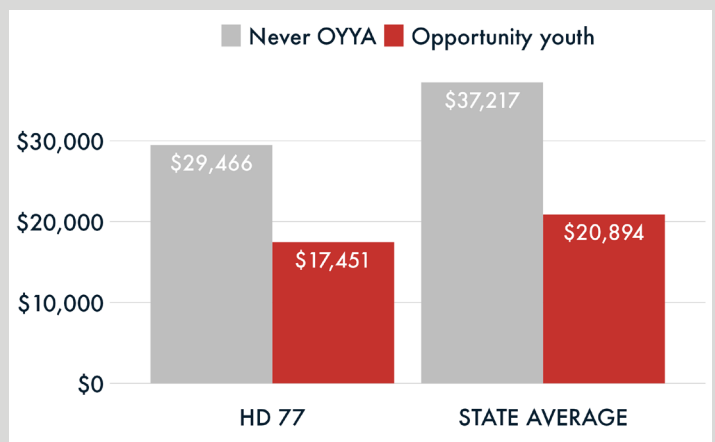
HOUSE DISTRICT #77

2,214 youth ages 16-24 are **not** enrolled in school and **not** working (15%).

Opportunity youth	Count	Percent
Male	1,161	52%
Female	1,052	48%
No health insurance	1,087	49%
No college (age 20-24)	996	65%
Parenting	448	20%

IMPACT ON WAGES

On average, youth who experienced disconnection in **HD 1** make **\$12,015** less annually by age 28.

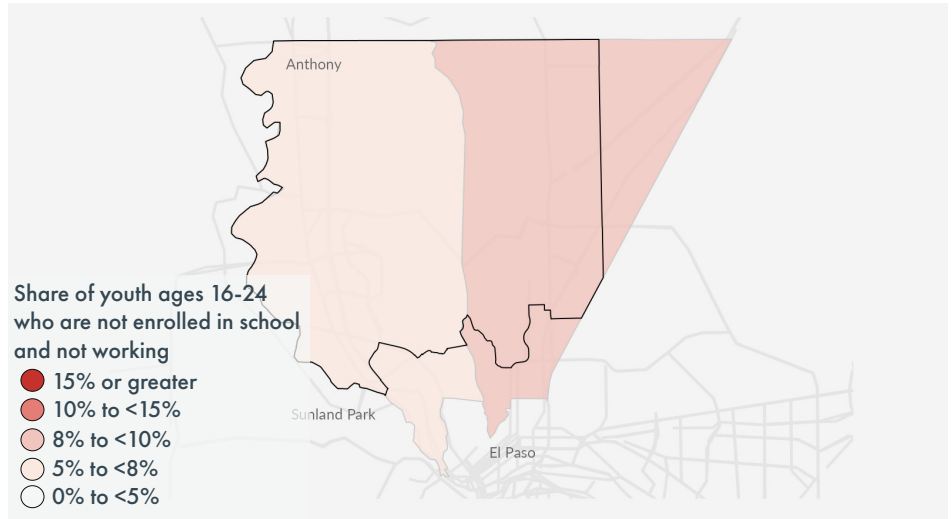


Sources: IPUMS American Community Survey 2018-2022; Wage impact data comes from Ray Marshall Center's analysis, as part of Evaluation of Services for Texas Opportunity Youth (ESTOY) project, of data from UT Austin's Texas Education Research Center (<https://sites.utexas.edu/raymarshallcenter/>). State average is the weighted average of all state districts.

OPPORTUNITY YOUTH & WORKFORCE PRODUCTIVITY IN TEXAS



House District #78
Rep. Joe Moody



OPPORTUNITY YOUTH IN TEXAS

Young Texans aged 16-24 are crucial to not only our workforce but our economic future, yet **13.1% are neither in school nor working**. These opportunity youth and young adults (OYYA) need support to reconnect and become college or career ready.

In 2025, the Texas Workforce Commission plans to allocate **over \$80 million** in WIOA funds—the primary resource for OYYA—to youth programs. To secure Texas’ prosperity, we must efficiently use these funds and improve coordination among stakeholders to help over one million OYYA reengage in education or employment.

POLICY PRIORITIES

Proposed Policy Recommendations

- **Enhanced Fiscal Transparency:** Require aggregation of existing workforce data for Texans aged 16-24
- **Strategic Planning:** Require local workforce boards to include strategies for engaging OYYA
- **Increased Community Engagement:** Notify workforce officials when subsidized job creation exceeds 100 jobs

Policy Impact

- Improve program evaluation and enable policymakers to make data-driven decisions
- Promote population awareness and consistent, targeted approaches for OYYA needs
- Improve workforce preparation, including job training, childcare, and transportation support

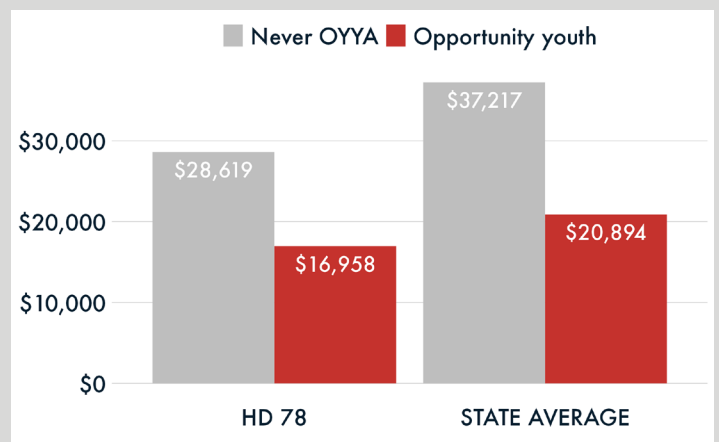
HOUSE DISTRICT #78

2,654 youth ages 16-24 are **not** enrolled in school and **not** working (14%).

Opportunity youth	Count	Percent
Male	1,207	45%
Female	1,447	55%
No health insurance	1,411	53%
No college (age 20-24)	1,200	65%
Parenting	608	23%

IMPACT ON WAGES

On average, youth who experienced disconnection in **HD 1** make **\$11,661** less annually by age 28.

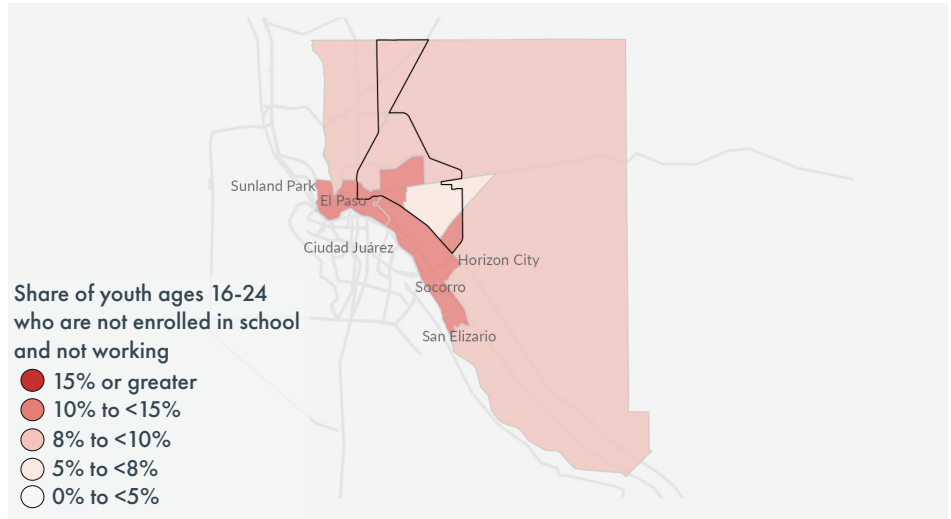


Sources: IPUMS American Community Survey 2018-2022; Wage impact data comes from Ray Marshall Center’s analysis, as part of Evaluation of Services for Texas Opportunity Youth (ESTOY) project, of data from UT Austin’s Texas Education Research Center (<https://sites.utexas.edu/raymarshallcenter/>). State average is the weighted average of all state districts.

OPPORTUNITY YOUTH & WORKFORCE PRODUCTIVITY IN TEXAS



House District #79
Rep. Claudia Ordaz



OPPORTUNITY YOUTH IN TEXAS

Young Texans aged 16-24 are crucial to not only our workforce but our economic future, yet **13.1% are neither in school nor working**. These opportunity youth and young adults (OYYA) need support to reconnect and become college or career ready.

In 2025, the Texas Workforce Commission plans to allocate **over \$80 million** in WIOA funds—the primary resource for OYYA—to youth programs. To secure Texas’ prosperity, we must efficiently use these funds and improve coordination among stakeholders to help over one million OYYA reengage in education or employment.

POLICY PRIORITIES

Proposed Policy Recommendations

- **Enhanced Fiscal Transparency:** Require aggregation of existing workforce data for Texans aged 16-24
- **Strategic Planning:** Require local workforce boards to include strategies for engaging OYYA
- **Increased Community Engagement:** Notify workforce officials when subsidized job creation exceeds 100 jobs

Policy Impact

- Improve program evaluation and enable policymakers to make data-driven decisions
- Promote population awareness and consistent, targeted approaches for OYYA needs
- Improve workforce preparation, including job training, childcare, and transportation support

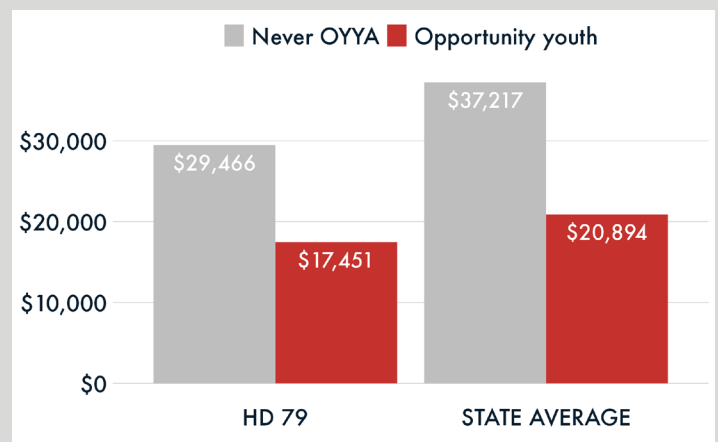
HOUSE DISTRICT #79

2,874 youth ages 16-24 are **not** enrolled in school and **not** working (15%).

Opportunity youth	Count	Percent
Male	1,586	55%
Female	1,289	45%
No health insurance	1,245	43%
No college (age 20-24)	1,217	63%
Parenting	362	13%

IMPACT ON WAGES

On average, youth who experienced disconnection in **HD 1** make **\$12,015** less annually by age 28.

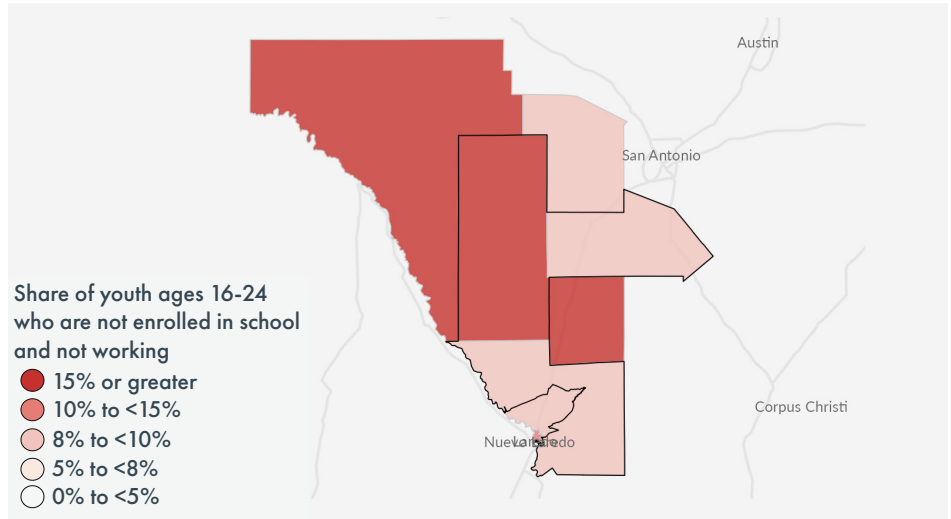


Sources: IPUMS American Community Survey 2018-2022; Wage impact data comes from Ray Marshall Center’s analysis, as part of Evaluation of Services for Texas Opportunity Youth (ESTOY) project, of data from UT Austin’s Texas Education Research Center (<https://sites.utexas.edu/raymarshallcenter/>). State average is the weighted average of all state districts.

OPPORTUNITY YOUTH & WORKFORCE PRODUCTIVITY IN TEXAS



House District #80
Rep. Tracy O. King



OPPORTUNITY YOUTH IN TEXAS

Young Texans aged 16-24 are crucial to not only our workforce but our economic future, yet **13.1% are neither in school nor working**. These opportunity youth and young adults (OYYA) need support to reconnect and become college or career ready.

In 2025, the Texas Workforce Commission plans to allocate **over \$80 million** in WIOA funds—the primary resource for OYYA—to youth programs. To secure Texas’ prosperity, we must efficiently use these funds and improve coordination among stakeholders to help over one million OYYA reengage in education or employment.

POLICY PRIORITIES

Proposed Policy Recommendations

- **Enhanced Fiscal Transparency:** Require aggregation of existing workforce data for Texans aged 16-24
- **Strategic Planning:** Require local workforce boards to include strategies for engaging OYYA
- **Increased Community Engagement:** Notify workforce officials when subsidized job creation exceeds 100 jobs

Policy Impact

- Improve program evaluation and enable policymakers to make data-driven decisions
- Promote population awareness and consistent, targeted approaches for OYYA needs
- Improve workforce preparation, including job training, childcare, and transportation support

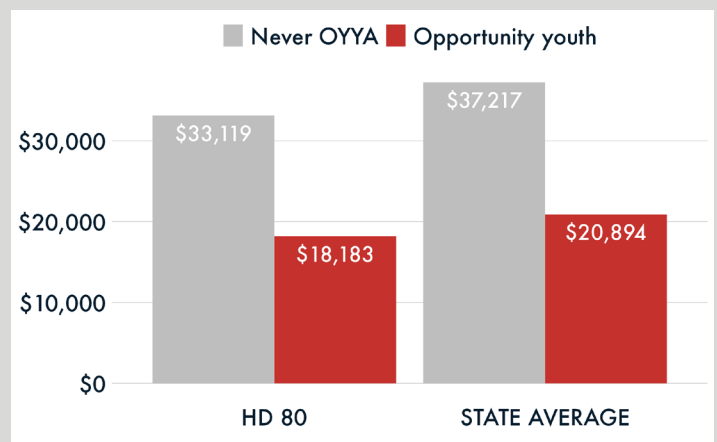
HOUSE DISTRICT #80

3,610 youth ages 16-24 are **not** enrolled in school and **not** working (18%).

Opportunity youth	Count	Percent
Male	1,897	53%
Female	1,713	47%
No health insurance	2,028	56%
No college (age 20-24)	1,993	78%
Parenting	621	17%

IMPACT ON WAGES

On average, youth who experienced disconnection in **HD 1** make **\$14,936** less annually by age 28.

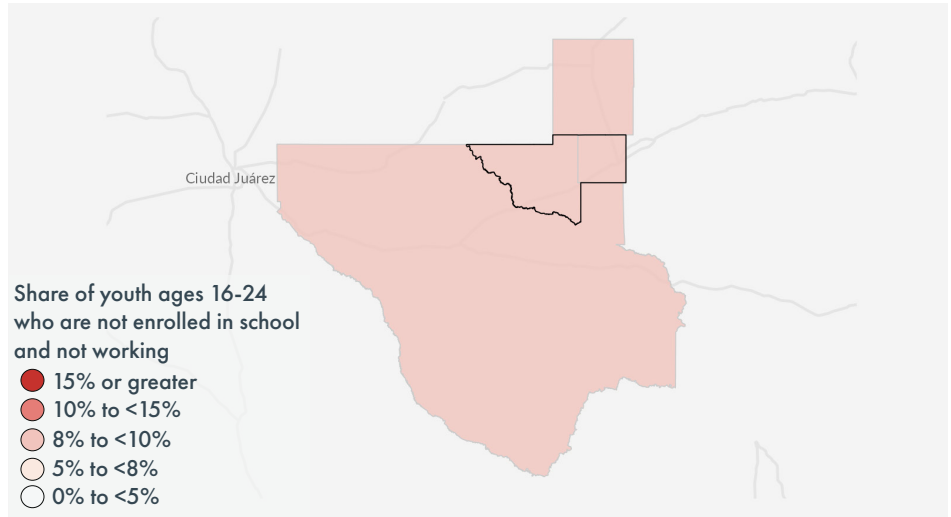


Sources: IPUMS American Community Survey 2018-2022; Wage impact data comes from Ray Marshall Center’s analysis, as part of Evaluation of Services for Texas Opportunity Youth (ESTOY) project, of data from UT Austin’s Texas Education Research Center (<https://sites.utexas.edu/raymarshallcenter/>). State average is the weighted average of all state districts.

OPPORTUNITY YOUTH & WORKFORCE PRODUCTIVITY IN TEXAS



House District #81
Rep. Brooks Landgraf



OPPORTUNITY YOUTH IN TEXAS

Young Texans aged 16-24 are crucial to not only our workforce but our economic future, yet **13.1% are neither in school nor working**. These opportunity youth and young adults (OYYA) need support to reconnect and become college or career ready.

In 2025, the Texas Workforce Commission plans to allocate **over \$80 million** in WIOA funds—the primary resource for OYYA—to youth programs. To secure Texas’ prosperity, we must efficiently use these funds and improve coordination among stakeholders to help over one million OYYA reengage in education or employment.

POLICY PRIORITIES

Proposed Policy Recommendations

- **Enhanced Fiscal Transparency:** Require aggregation of existing workforce data for Texans aged 16-24
- **Strategic Planning:** Require local workforce boards to include strategies for engaging OYYA
- **Increased Community Engagement:** Notify workforce officials when subsidized job creation exceeds 100 jobs

Policy Impact

- Improve program evaluation and enable policymakers to make data-driven decisions
- Promote population awareness and consistent, targeted approaches for OYYA needs
- Improve workforce preparation, including job training, childcare, and transportation support

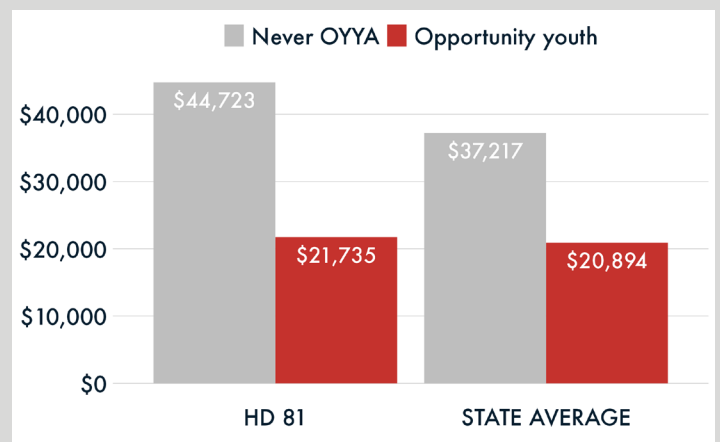
HOUSE DISTRICT #81

3,288 youth ages 16-24 are **not** enrolled in school and **not** working (16%).

Opportunity youth	Count	Percent
Male	1,250	38%
Female	2,038	62%
No health insurance	1,198	36%
No college (age 20-24)	1,767	80%
Parenting	1,506	46%

IMPACT ON WAGES

On average, youth who experienced disconnection in **HD 1** make **\$22,988** less annually by age 28.

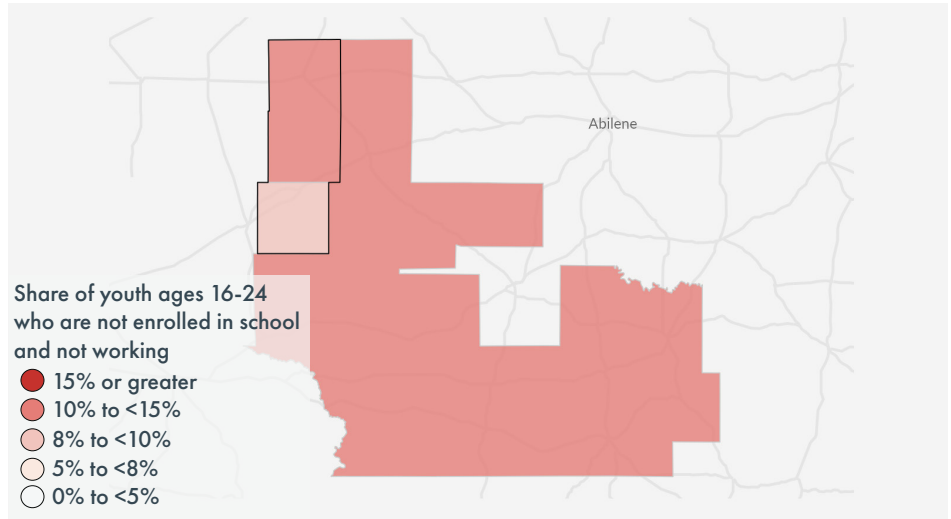


Sources: IPUMS American Community Survey 2018-2022; Wage impact data comes from Ray Marshall Center’s analysis, as part of Evaluation of Services for Texas Opportunity Youth (ESTOY) project, of data from UT Austin’s Texas Education Research Center (<https://sites.utexas.edu/raymarshallcenter/>). State average is the weighted average of all state districts.

OPPORTUNITY YOUTH & WORKFORCE PRODUCTIVITY IN TEXAS



House District #82
Rep. Tom Craddick



OPPORTUNITY YOUTH IN TEXAS

Young Texans aged 16-24 are crucial to not only our workforce but our economic future, yet **13.1% are neither in school nor working**. These opportunity youth and young adults (OYYA) need support to reconnect and become college or career ready.

In 2025, the Texas Workforce Commission plans to allocate **over \$80 million** in WIOA funds—the primary resource for OYYA—to youth programs. To secure Texas’ prosperity, we must efficiently use these funds and improve coordination among stakeholders to help over one million OYYA reengage in education or employment.

POLICY PRIORITIES

Proposed Policy Recommendations

- **Enhanced Fiscal Transparency:** Require aggregation of existing workforce data for Texans aged 16-24
- **Strategic Planning:** Require local workforce boards to include strategies for engaging OYYA
- **Increased Community Engagement:** Notify workforce officials when subsidized job creation exceeds 100 jobs

Policy Impact

- Improve program evaluation and enable policymakers to make data-driven decisions
- Promote population awareness and consistent, targeted approaches for OYYA needs
- Improve workforce preparation, including job training, childcare, and transportation support

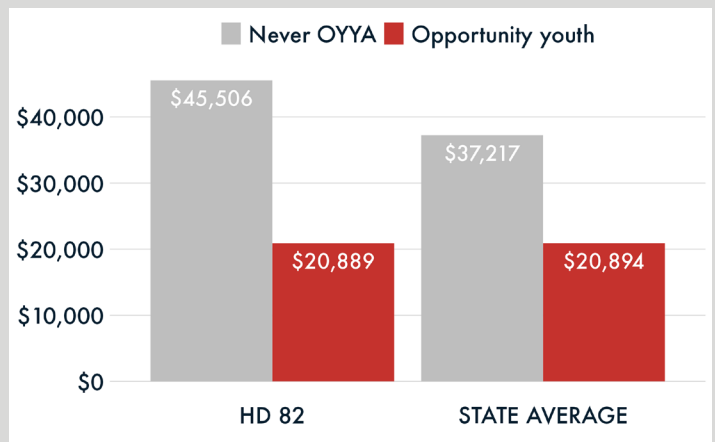
HOUSE DISTRICT #82

1,833 youth ages 16-24 are **not** enrolled in school and **not** working (10%).

Opportunity youth	Count	Percent
Male	843	46%
Female	990	54%
No health insurance	839	46%
No college (age 20-24)	1,016	88%
Parenting	607	33%

IMPACT ON WAGES

On average, youth who experienced disconnection in **HD 1** make **\$24,617** less annually by age 28.

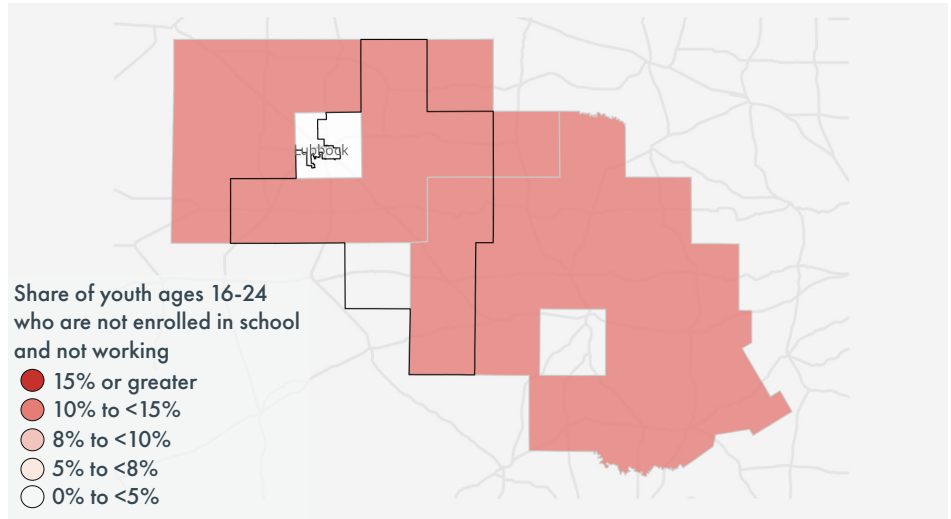


Sources: IPUMS American Community Survey 2018-2022; Wage impact data comes from Ray Marshall Center’s analysis, as part of Evaluation of Services for Texas Opportunity Youth (ESTOY) project, of data from UT Austin’s Texas Education Research Center (<https://sites.utexas.edu/raymarshallcenter/>). State average is the weighted average of all state districts.

OPPORTUNITY YOUTH & WORKFORCE PRODUCTIVITY IN TEXAS



House District #83
Rep. Dustin Burrows



OPPORTUNITY YOUTH IN TEXAS

Young Texans aged 16-24 are crucial to not only our workforce but our economic future, yet **13.1% are neither in school nor working**. These opportunity youth and young adults (OYYA) need support to reconnect and become college or career ready.

In 2025, the Texas Workforce Commission plans to allocate **over \$80 million** in WIOA funds—the primary resource for OYYA—to youth programs. To secure Texas’ prosperity, we must efficiently use these funds and improve coordination among stakeholders to help over one million OYYA reengage in education or employment.

POLICY PRIORITIES

Proposed Policy Recommendations

- **Enhanced Fiscal Transparency:** Require aggregation of existing workforce data for Texans aged 16-24
- **Strategic Planning:** Require local workforce boards to include strategies for engaging OYYA
- **Increased Community Engagement:** Notify workforce officials when subsidized job creation exceeds 100 jobs

Policy Impact

- Improve program evaluation and enable policymakers to make data-driven decisions
- Promote population awareness and consistent, targeted approaches for OYYA needs
- Improve workforce preparation, including job training, childcare, and transportation support

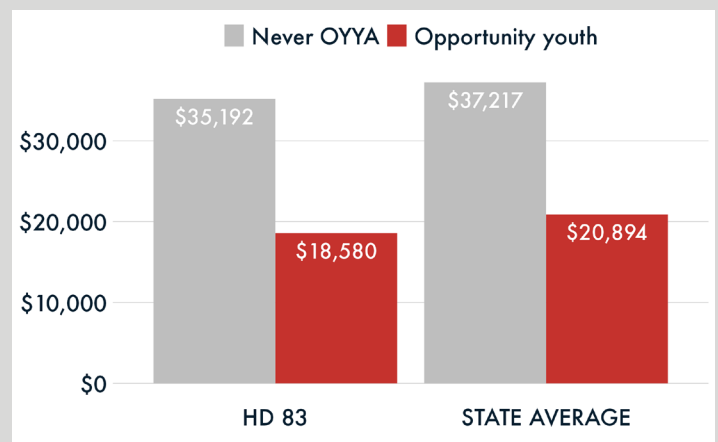
HOUSE DISTRICT #83

2,803 youth ages 16-24 are **not** enrolled in school and **not** working (11%).

Opportunity youth	Count	Percent
Male	1,372	49%
Female	1,431	51%
No health insurance	1,069	38%
No college (age 20-24)	1,529	78%
Parenting	471	17%

IMPACT ON WAGES

On average, youth who experienced disconnection in **HD 1** make **\$16,612** less annually by age 28.

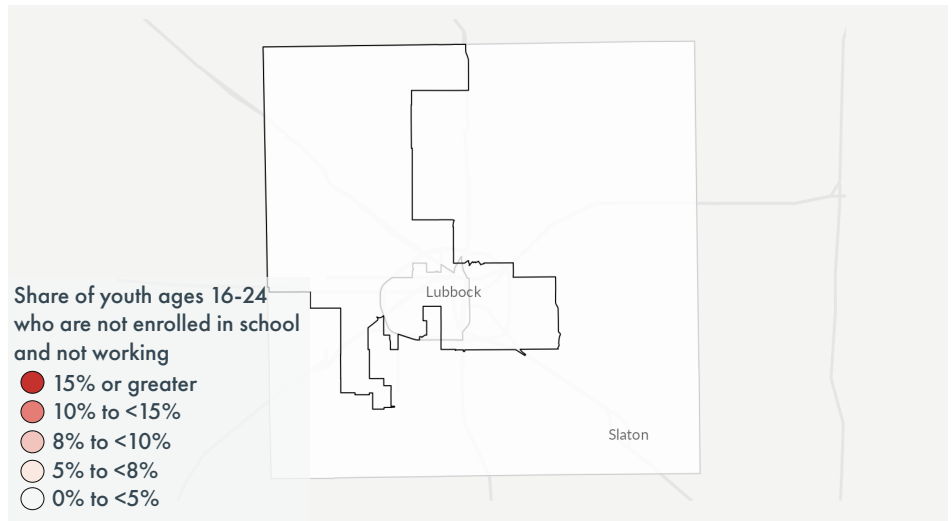


Sources: IPUMS American Community Survey 2018-2022; Wage impact data comes from Ray Marshall Center’s analysis, as part of Evaluation of Services for Texas Opportunity Youth (ESTOY) project, of data from UT Austin’s Texas Education Research Center (<https://sites.utexas.edu/raymarshallcenter/>). State average is the weighted average of all state districts.

OPPORTUNITY YOUTH & WORKFORCE PRODUCTIVITY IN TEXAS



House District #84
Rep. Carl H. Tepper



OPPORTUNITY YOUTH IN TEXAS

Young Texans aged 16-24 are crucial to not only our workforce but our economic future, yet **13.1% are neither in school nor working**. These opportunity youth and young adults (OYYA) need support to reconnect and become college or career ready.

In 2025, the Texas Workforce Commission plans to allocate **over \$80 million** in WIOA funds—the primary resource for OYYA—to youth programs. To secure Texas’ prosperity, we must efficiently use these funds and improve coordination among stakeholders to help over one million OYYA reengage in education or employment.

POLICY PRIORITIES

Proposed Policy Recommendations

- **Enhanced Fiscal Transparency:** Require aggregation of existing workforce data for Texans aged 16-24
- **Strategic Planning:** Require local workforce boards to include strategies for engaging OYYA
- **Increased Community Engagement:** Notify workforce officials when subsidized job creation exceeds 100 jobs

Policy Impact

- Improve program evaluation and enable policymakers to make data-driven decisions
- Promote population awareness and consistent, targeted approaches for OYYA needs
- Improve workforce preparation, including job training, childcare, and transportation support

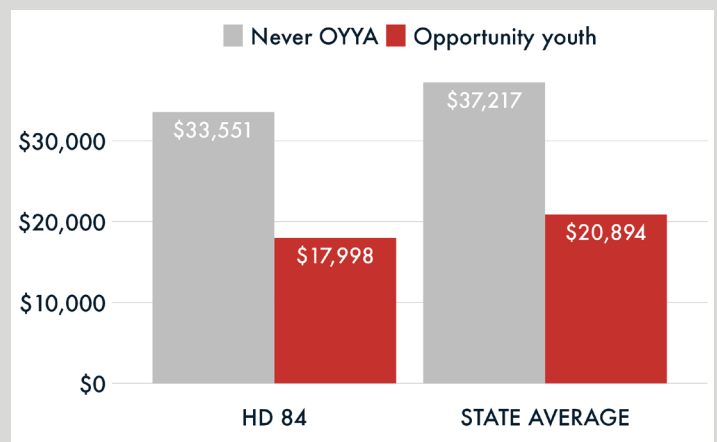
HOUSE DISTRICT #84

1,927 youth ages 16-24 are **not** enrolled in school and **not** working (6%).

Opportunity youth	Count	Percent
Male	818	42%
Female	1,109	58%
No health insurance	631	33%
No college (age 20-24)	991	70%
Parenting	530	28%

IMPACT ON WAGES

On average, youth who experienced disconnection in **HD 1** make **\$15,553** less annually by age 28.

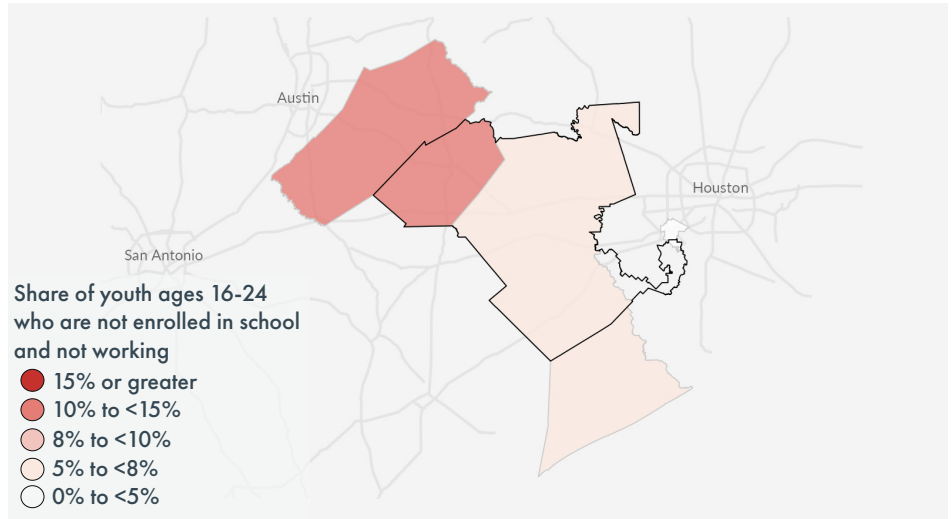


Sources: IPUMS American Community Survey 2018-2022; Wage impact data comes from Ray Marshall Center’s analysis, as part of Evaluation of Services for Texas Opportunity Youth (ESTOY) project, of data from UT Austin’s Texas Education Research Center (<https://sites.utexas.edu/raymarshallcenter/>). State average is the weighted average of all state districts.

OPPORTUNITY YOUTH & WORKFORCE PRODUCTIVITY IN TEXAS



House District #85
Rep. Stan Kitzman



OPPORTUNITY YOUTH IN TEXAS

Young Texans aged 16-24 are crucial to not only our workforce but our economic future, yet **13.1% are neither in school nor working**. These opportunity youth and young adults (OYYA) need support to reconnect and become college or career ready.

In 2025, the Texas Workforce Commission plans to allocate **over \$80 million** in WIOA funds—the primary resource for OYYA—to youth programs. To secure Texas’ prosperity, we must efficiently use these funds and improve coordination among stakeholders to help over one million OYYA reengage in education or employment.

POLICY PRIORITIES

Proposed Policy Recommendations

- **Enhanced Fiscal Transparency:** Require aggregation of existing workforce data for Texans aged 16-24
- **Strategic Planning:** Require local workforce boards to include strategies for engaging OYYA
- **Increased Community Engagement:** Notify workforce officials when subsidized job creation exceeds 100 jobs

Policy Impact

- Improve program evaluation and enable policymakers to make data-driven decisions
- Promote population awareness and consistent, targeted approaches for OYYA needs
- Improve workforce preparation, including job training, childcare, and transportation support

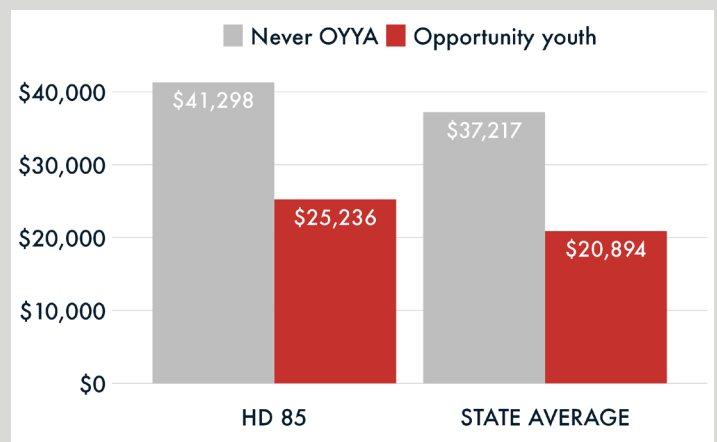
HOUSE DISTRICT #85

3,014 youth ages 16-24 are **not** enrolled in school and **not** working (12%).

Opportunity youth	Count	Percent
Male	1,789	59%
Female	1,225	41%
No health insurance	1,392	46%
No college (age 20-24)	2,004	85%
Parenting	219	7%

IMPACT ON WAGES

On average, youth who experienced disconnection in **HD 1** make **\$16,062** less annually by age 28.

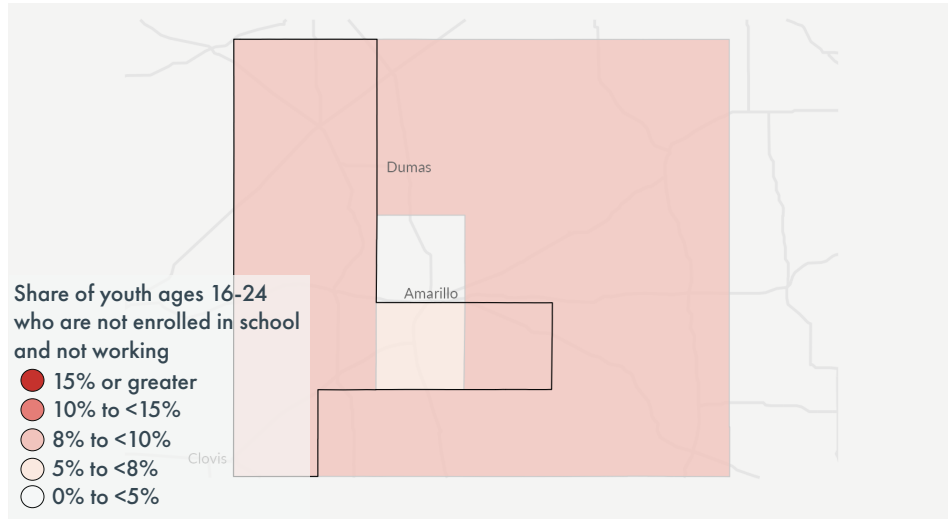


Sources: IPUMS American Community Survey 2018-2022; Wage impact data comes from Ray Marshall Center’s analysis, as part of Evaluation of Services for Texas Opportunity Youth (ESTOY) project, of data from UT Austin’s Texas Education Research Center (<https://sites.utexas.edu/raymarshallcenter/>). State average is the weighted average of all state districts.

OPPORTUNITY YOUTH & WORKFORCE PRODUCTIVITY IN TEXAS



House District #86
Rep. John T. Smithee



OPPORTUNITY YOUTH IN TEXAS

Young Texans aged 16-24 are crucial to not only our workforce but our economic future, yet **13.1% are neither in school nor working**. These opportunity youth and young adults (OYYA) need support to reconnect and become college or career ready.

In 2025, the Texas Workforce Commission plans to allocate **over \$80 million** in WIOA funds—the primary resource for OYYA—to youth programs. To secure Texas’ prosperity, we must efficiently use these funds and improve coordination among stakeholders to help over one million OYYA reengage in education or employment.

POLICY PRIORITIES

Proposed Policy Recommendations

- **Enhanced Fiscal Transparency:** Require aggregation of existing workforce data for Texans aged 16-24
- **Strategic Planning:** Require local workforce boards to include strategies for engaging OYYA
- **Increased Community Engagement:** Notify workforce officials when subsidized job creation exceeds 100 jobs

Policy Impact

- Improve program evaluation and enable policymakers to make data-driven decisions
- Promote population awareness and consistent, targeted approaches for OYYA needs
- Improve workforce preparation, including job training, childcare, and transportation support

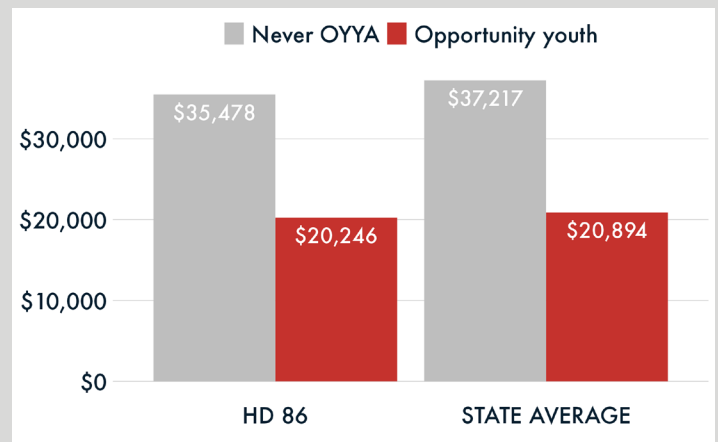
HOUSE DISTRICT #86

1,836 youth ages 16-24 are **not** enrolled in school and **not** working (10%).

Opportunity youth	Count	Percent
Male	1,004	55%
Female	832	45%
No health insurance	692	38%
No college (age 20-24)	770	61%
Parenting	191	10%

IMPACT ON WAGES

On average, youth who experienced disconnection in **HD 1** make **\$15,233** less annually by age 28.



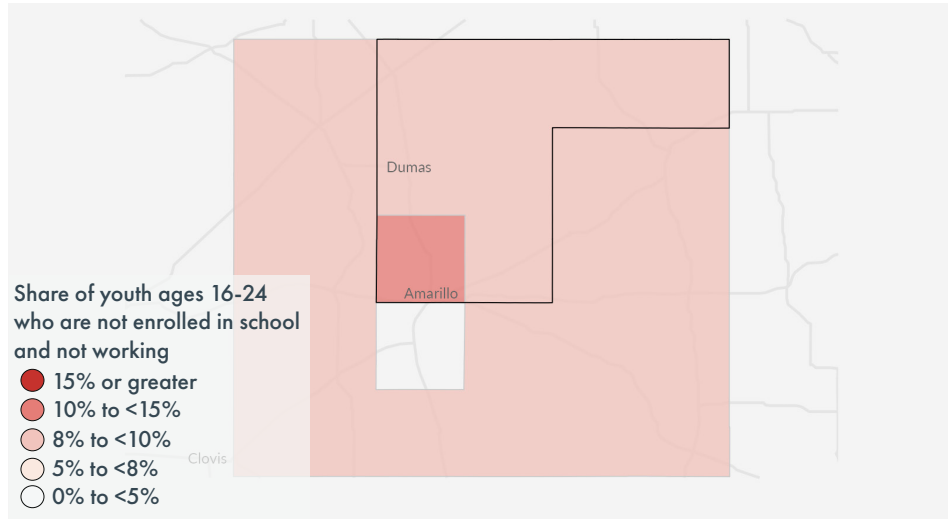
Sources: IPUMS American Community Survey 2018-2022; Wage impact data comes from Ray Marshall Center’s analysis, as part of Evaluation of Services for Texas Opportunity Youth (ESTOY) project, of data from UT Austin’s Texas Education Research Center (<https://sites.utexas.edu/raymarshallcenter/>). State average is the weighted average of all state districts.

OPPORTUNITY YOUTH & WORKFORCE PRODUCTIVITY IN TEXAS



House District #87

Rep. Four Price



OPPORTUNITY YOUTH IN TEXAS

Young Texans aged 16-24 are crucial to not only our workforce but our economic future, yet **13.1% are neither in school nor working**. These opportunity youth and young adults (OYYA) need support to reconnect and become college or career ready.

In 2025, the Texas Workforce Commission plans to allocate **over \$80 million** in WIOA funds—the primary resource for OYYA—to youth programs. To secure Texas’ prosperity, we must efficiently use these funds and improve coordination among stakeholders to help over one million OYYA reengage in education or employment.

POLICY PRIORITIES

Proposed Policy Recommendations

- **Enhanced Fiscal Transparency:** Require aggregation of existing workforce data for Texans aged 16-24
- **Strategic Planning:** Require local workforce boards to include strategies for engaging OYYA
- **Increased Community Engagement:** Notify workforce officials when subsidized job creation exceeds 100 jobs

Policy Impact

- Improve program evaluation and enable policymakers to make data-driven decisions
- Promote population awareness and consistent, targeted approaches for OYYA needs
- Improve workforce preparation, including job training, childcare, and transportation support

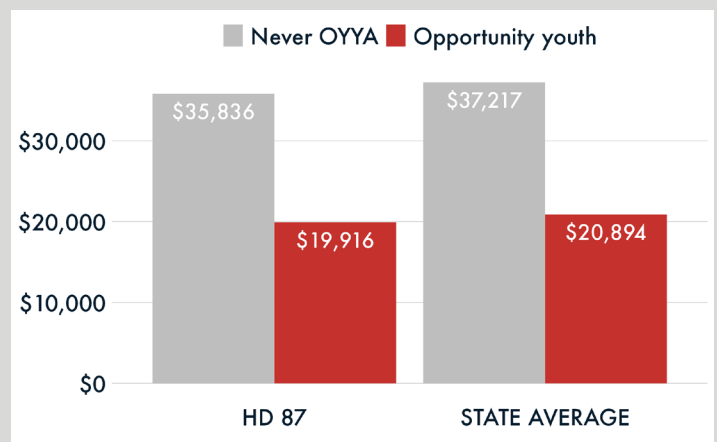
HOUSE DISTRICT #87

2,775 youth ages 16-24 are **not** enrolled in school and **not** working (16%).

Opportunity youth	Count	Percent
Male	1,324	48%
Female	1,451	52%
No health insurance	1,484	53%
No college (age 20-24)	1,518	76%
Parenting	588	21%

IMPACT ON WAGES

On average, youth who experienced disconnection in **HD 1** make **\$15,920** less annually by age 28.

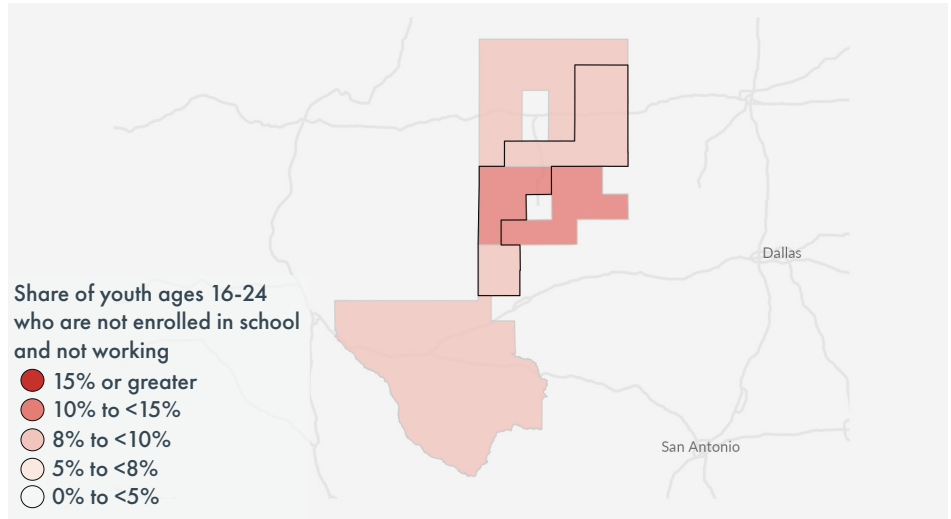


Sources: IPUMS American Community Survey 2018-2022; Wage impact data comes from Ray Marshall Center’s analysis, as part of Evaluation of Services for Texas Opportunity Youth (ESTOY) project, of data from UT Austin’s Texas Education Research Center (<https://sites.utexas.edu/raymarshallcenter/>). State average is the weighted average of all state districts.

OPPORTUNITY YOUTH & WORKFORCE PRODUCTIVITY IN TEXAS



House District #88
Rep. Ken King



OPPORTUNITY YOUTH IN TEXAS

Young Texans aged 16-24 are crucial to not only our workforce but our economic future, yet **13.1% are neither in school nor working**. These opportunity youth and young adults (OYYA) need support to reconnect and become college or career ready.

In 2025, the Texas Workforce Commission plans to allocate **over \$80 million** in WIOA funds—the primary resource for OYYA—to youth programs. To secure Texas’ prosperity, we must efficiently use these funds and improve coordination among stakeholders to help over one million OYYA reengage in education or employment.

POLICY PRIORITIES

Proposed Policy Recommendations

- **Enhanced Fiscal Transparency:** Require aggregation of existing workforce data for Texans aged 16-24
- **Strategic Planning:** Require local workforce boards to include strategies for engaging OYYA
- **Increased Community Engagement:** Notify workforce officials when subsidized job creation exceeds 100 jobs

Policy Impact

- Improve program evaluation and enable policymakers to make data-driven decisions
- Promote population awareness and consistent, targeted approaches for OYYA needs
- Improve workforce preparation, including job training, childcare, and transportation support

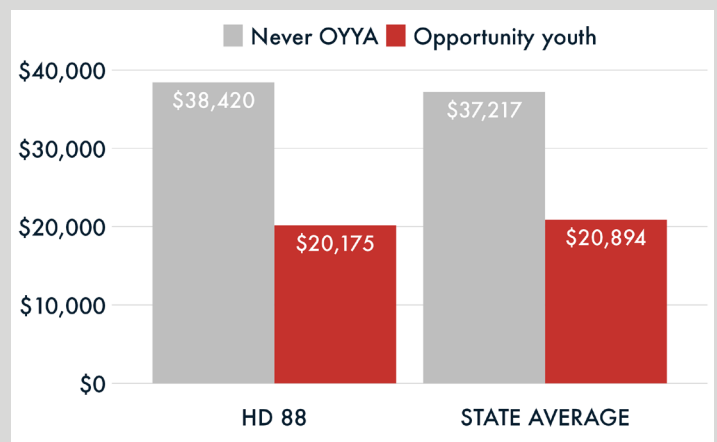
HOUSE DISTRICT #88

2,907 youth ages 16-24 are **not** enrolled in school and **not** working (18%).

Opportunity youth	Count	Percent
Male	1,509	52%
Female	1,397	48%
No health insurance	1,359	47%
No college (age 20-24)	1,598	76%
Parenting	420	14%

IMPACT ON WAGES

On average, youth who experienced disconnection in **HD 1** make **\$18,245** less annually by age 28.

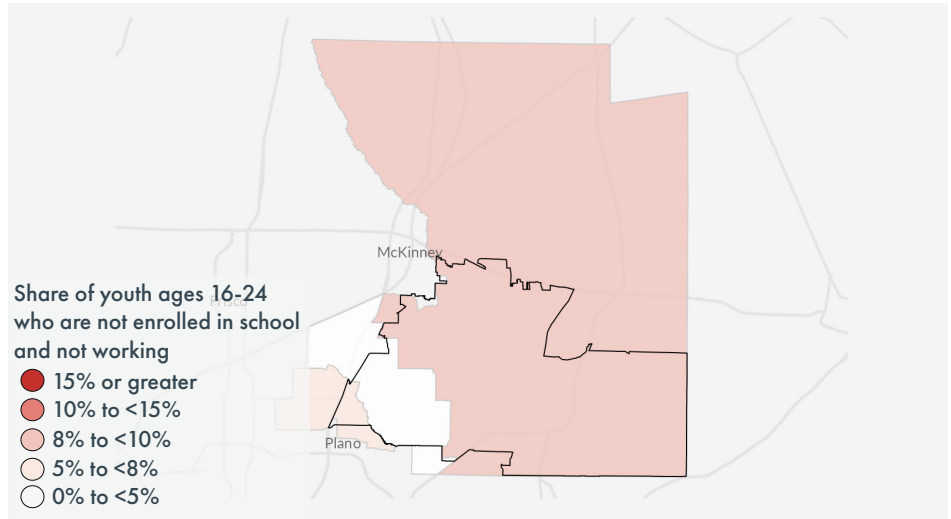


Sources: IPUMS American Community Survey 2018-2022; Wage impact data comes from Ray Marshall Center’s analysis, as part of Evaluation of Services for Texas Opportunity Youth (ESTOY) project, of data from UT Austin’s Texas Education Research Center (<https://sites.utexas.edu/raymarshallcenter/>). State average is the weighted average of all state districts.

OPPORTUNITY YOUTH & WORKFORCE PRODUCTIVITY IN TEXAS



House District #89
Rep. Candy Noble



OPPORTUNITY YOUTH IN TEXAS

Young Texans aged 16-24 are crucial to not only our workforce but our economic future, yet **13.1% are neither in school nor working**. These opportunity youth and young adults (OYYA) need support to reconnect and become college or career ready.

In 2025, the Texas Workforce Commission plans to allocate **over \$80 million** in WIOA funds—the primary resource for OYYA—to youth programs. To secure Texas’ prosperity, we must efficiently use these funds and improve coordination among stakeholders to help over one million OYYA reengage in education or employment.

POLICY PRIORITIES

Proposed Policy Recommendations

- **Enhanced Fiscal Transparency:** Require aggregation of existing workforce data for Texans aged 16-24
- **Strategic Planning:** Require local workforce boards to include strategies for engaging OYYA
- **Increased Community Engagement:** Notify workforce officials when subsidized job creation exceeds 100 jobs

Policy Impact

- Improve program evaluation and enable policymakers to make data-driven decisions
- Promote population awareness and consistent, targeted approaches for OYYA needs
- Improve workforce preparation, including job training, childcare, and transportation support

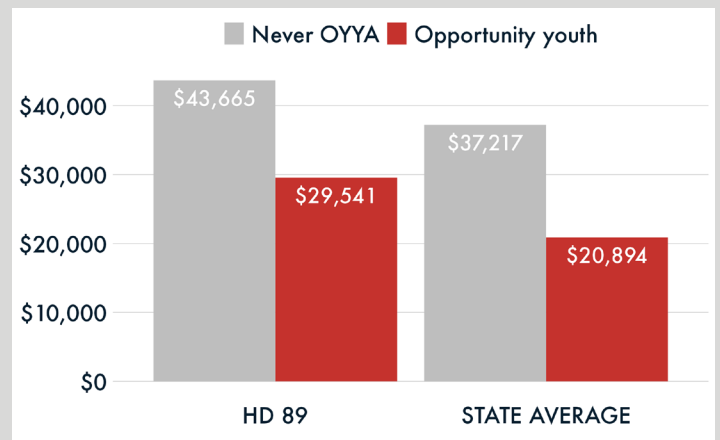
HOUSE DISTRICT #89

2,228 youth ages 16-24 are **not** enrolled in school and **not** working (11%).

Opportunity youth	Count	Percent
Male	1,080	48%
Female	1,149	52%
No health insurance	912	41%
No college (age 20-24)	986	58%
Parenting	141	6%

IMPACT ON WAGES

On average, youth who experienced disconnection in **HD 1** make **\$14,124** less annually by age 28.

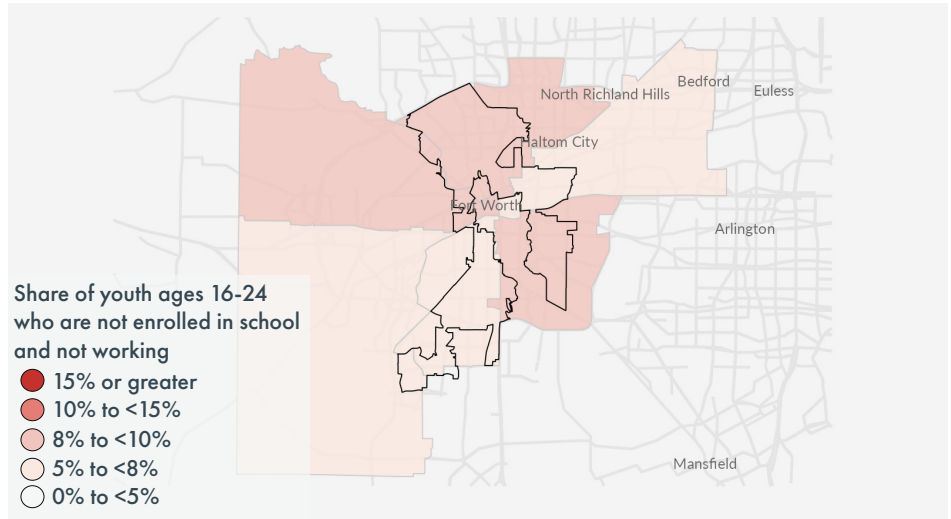


Sources: IPUMS American Community Survey 2018-2022; Wage impact data comes from Ray Marshall Center’s analysis, as part of Evaluation of Services for Texas Opportunity Youth (ESTOY) project, of data from UT Austin’s Texas Education Research Center (<https://sites.utexas.edu/raymarshallcenter/>). State average is the weighted average of all state districts.

OPPORTUNITY YOUTH & WORKFORCE PRODUCTIVITY IN TEXAS



House District #90
Rep. Ramon Romero Jr.



OPPORTUNITY YOUTH IN TEXAS

Young Texans aged 16-24 are crucial to not only our workforce but our economic future, yet **13.1% are neither in school nor working**. These opportunity youth and young adults (OYYA) need support to reconnect and become college or career ready.

In 2025, the Texas Workforce Commission plans to allocate **over \$80 million** in WIOA funds—the primary resource for OYYA—to youth programs. To secure Texas’ prosperity, we must efficiently use these funds and improve coordination among stakeholders to help over one million OYYA reengage in education or employment.

POLICY PRIORITIES

Proposed Policy Recommendations

- **Enhanced Fiscal Transparency:** Require aggregation of existing workforce data for Texans aged 16-24
- **Strategic Planning:** Require local workforce boards to include strategies for engaging OYYA
- **Increased Community Engagement:** Notify workforce officials when subsidized job creation exceeds 100 jobs

Policy Impact

- Improve program evaluation and enable policymakers to make data-driven decisions
- Promote population awareness and consistent, targeted approaches for OYYA needs
- Improve workforce preparation, including job training, childcare, and transportation support

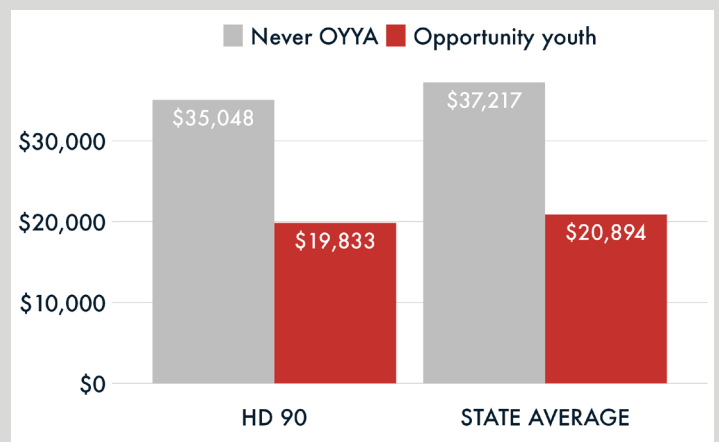
HOUSE DISTRICT #90

2,355 youth ages 16-24 are **not** enrolled in school and **not** working (13%).

Opportunity youth	Count	Percent
Male	1,007	43%
Female	1,348	57%
No health insurance	1,286	55%
No college (age 20-24)	1,236	76%
Parenting	453	19%

IMPACT ON WAGES

On average, youth who experienced disconnection in **HD 1** make **\$15,216** less annually by age 28.

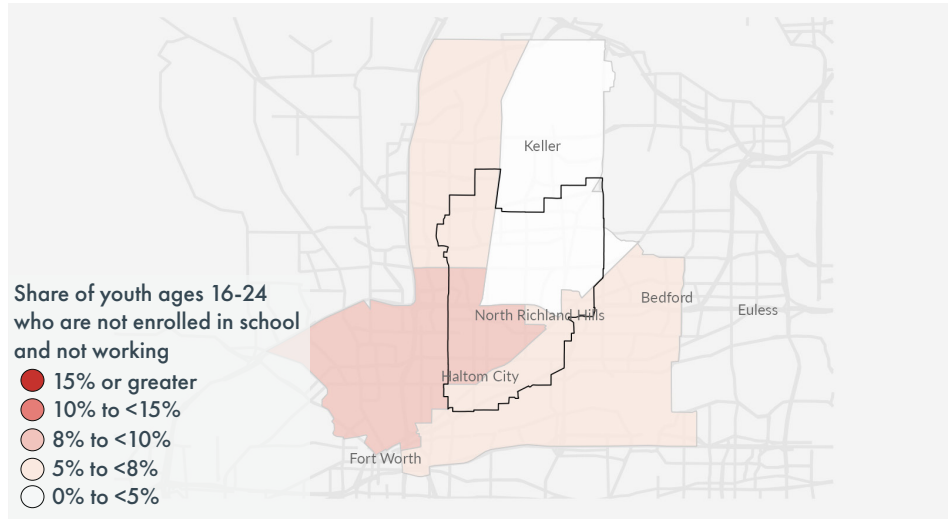


Sources: IPUMS American Community Survey 2018-2022; Wage impact data comes from Ray Marshall Center’s analysis, as part of Evaluation of Services for Texas Opportunity Youth (ESTOY) project, of data from UT Austin’s Texas Education Research Center (<https://sites.utexas.edu/raymarshallcenter/>). State average is the weighted average of all state districts.

OPPORTUNITY YOUTH & WORKFORCE PRODUCTIVITY IN TEXAS



House District #91
Rep. Stephanie Klick



OPPORTUNITY YOUTH IN TEXAS

Young Texans aged 16-24 are crucial to not only our workforce but our economic future, yet **13.1% are neither in school nor working**. These opportunity youth and young adults (OYYA) need support to reconnect and become college or career ready.

In 2025, the Texas Workforce Commission plans to allocate **over \$80 million** in WIOA funds—the primary resource for OYYA—to youth programs. To secure Texas’ prosperity, we must efficiently use these funds and improve coordination among stakeholders to help over one million OYYA reengage in education or employment.

POLICY PRIORITIES

Proposed Policy Recommendations

- **Enhanced Fiscal Transparency:** Require aggregation of existing workforce data for Texans aged 16-24
- **Strategic Planning:** Require local workforce boards to include strategies for engaging OYYA
- **Increased Community Engagement:** Notify workforce officials when subsidized job creation exceeds 100 jobs

Policy Impact

- Improve program evaluation and enable policymakers to make data-driven decisions
- Promote population awareness and consistent, targeted approaches for OYYA needs
- Improve workforce preparation, including job training, childcare, and transportation support

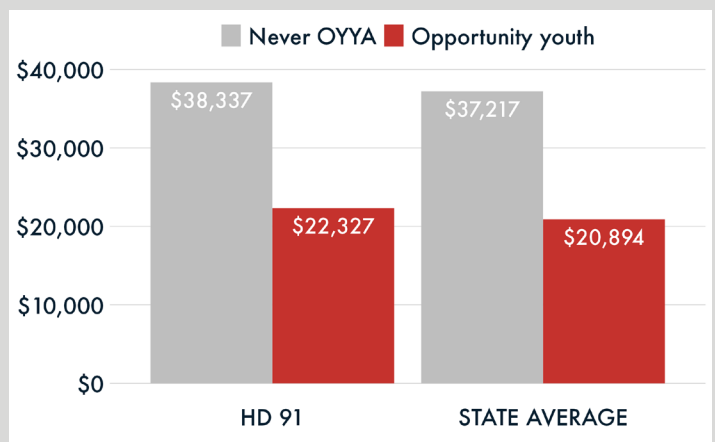
HOUSE DISTRICT #91

1,454 youth ages 16-24 are **not** enrolled in school and **not** working (10%).

Opportunity youth	Count	Percent
Male	807	56%
Female	647	44%
No health insurance	552	38%
No college (age 20-24)	623	67%
Parenting	134	9%

IMPACT ON WAGES

On average, youth who experienced disconnection in **HD 1** make **\$16,010** less annually by age 28.

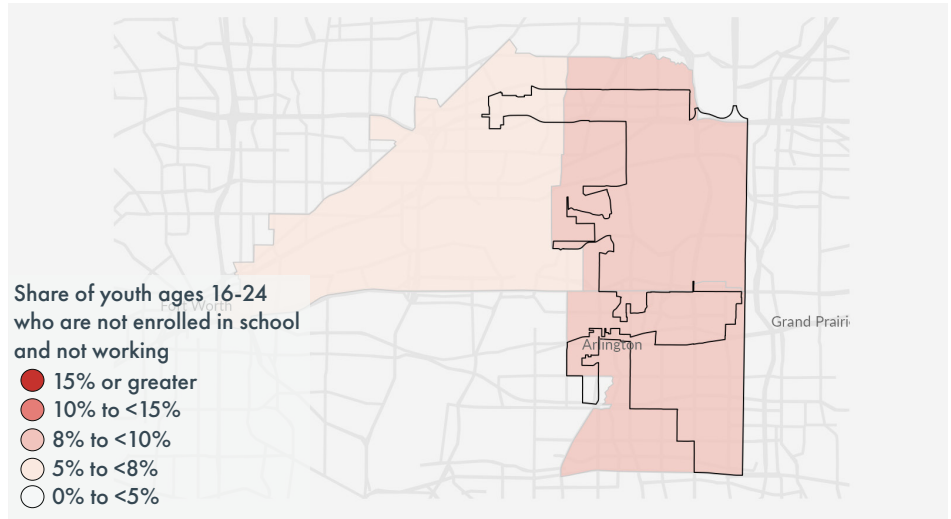


Sources: IPUMS American Community Survey 2018-2022; Wage impact data comes from Ray Marshall Center’s analysis, as part of Evaluation of Services for Texas Opportunity Youth (ESTOY) project, of data from UT Austin’s Texas Education Research Center (<https://sites.utexas.edu/raymarshallcenter/>). State average is the weighted average of all state districts.

OPPORTUNITY YOUTH & WORKFORCE PRODUCTIVITY IN TEXAS



House District #92
Rep. Salman Bhojani



OPPORTUNITY YOUTH IN TEXAS

Young Texans aged 16-24 are crucial to not only our workforce but our economic future, yet **13.1% are neither in school nor working**. These opportunity youth and young adults (OYYA) need support to reconnect and become college or career ready.

In 2025, the Texas Workforce Commission plans to allocate **over \$80 million** in WIOA funds—the primary resource for OYYA—to youth programs. To secure Texas’ prosperity, we must efficiently use these funds and improve coordination among stakeholders to help over one million OYYA reengage in education or employment.

POLICY PRIORITIES

Proposed Policy Recommendations

- **Enhanced Fiscal Transparency:** Require aggregation of existing workforce data for Texans aged 16-24
- **Strategic Planning:** Require local workforce boards to include strategies for engaging OYYA
- **Increased Community Engagement:** Notify workforce officials when subsidized job creation exceeds 100 jobs

Policy Impact

- Improve program evaluation and enable policymakers to make data-driven decisions
- Promote population awareness and consistent, targeted approaches for OYYA needs
- Improve workforce preparation, including job training, childcare, and transportation support

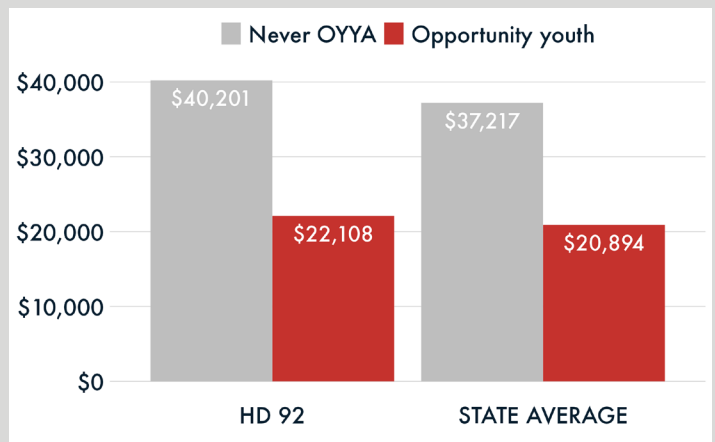
HOUSE DISTRICT #92

2,307 youth ages 16-24 are **not** enrolled in school and **not** working (11%).

Opportunity youth	Count	Percent
Male	720	31%
Female	1,587	69%
No health insurance	991	43%
No college (age 20-24)	1,242	74%
Parenting	555	24%

IMPACT ON WAGES

On average, youth who experienced disconnection in **HD 1** make **\$18,093** less annually by age 28.

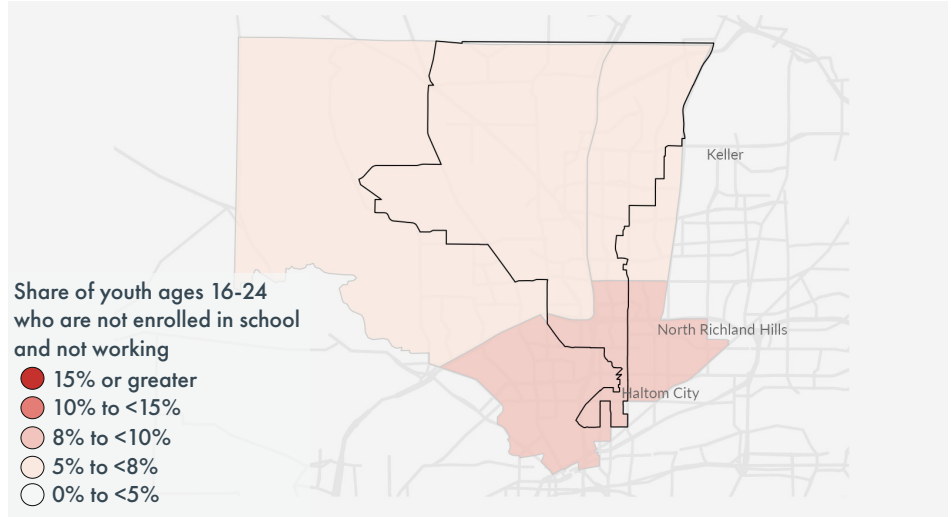


Sources: IPUMS American Community Survey 2018-2022; Wage impact data comes from Ray Marshall Center’s analysis, as part of Evaluation of Services for Texas Opportunity Youth (ESTOY) project, of data from UT Austin’s Texas Education Research Center (<https://sites.utexas.edu/raymarshallcenter/>). State average is the weighted average of all state districts.

OPPORTUNITY YOUTH & WORKFORCE PRODUCTIVITY IN TEXAS



House District #93
Rep. Nate Schatzline



OPPORTUNITY YOUTH IN TEXAS

Young Texans aged 16-24 are crucial to not only our workforce but our economic future, yet **13.1% are neither in school nor working**. These opportunity youth and young adults (OYYA) need support to reconnect and become college or career ready.

In 2025, the Texas Workforce Commission plans to allocate **over \$80 million** in WIOA funds—the primary resource for OYYA—to youth programs. To secure Texas’ prosperity, we must efficiently use these funds and improve coordination among stakeholders to help over one million OYYA reengage in education or employment.

POLICY PRIORITIES

Proposed Policy Recommendations

- **Enhanced Fiscal Transparency:** Require aggregation of existing workforce data for Texans aged 16-24
- **Strategic Planning:** Require local workforce boards to include strategies for engaging OYYA
- **Increased Community Engagement:** Notify workforce officials when subsidized job creation exceeds 100 jobs

Policy Impact

- Improve program evaluation and enable policymakers to make data-driven decisions
- Promote population awareness and consistent, targeted approaches for OYYA needs
- Improve workforce preparation, including job training, childcare, and transportation support

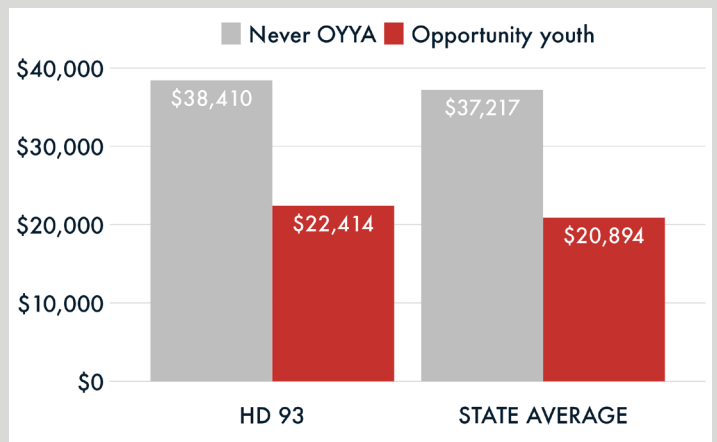
HOUSE DISTRICT #93

1,707 youth ages 16-24 are **not** enrolled in school and **not** working (10%).

Opportunity youth	Count	Percent
Male	918	54%
Female	789	46%
No health insurance	342	20%
No college (age 20-24)	728	70%
Parenting	213	12%

IMPACT ON WAGES

On average, youth who experienced disconnection in **HD 1** make **\$15,996** less annually by age 28.

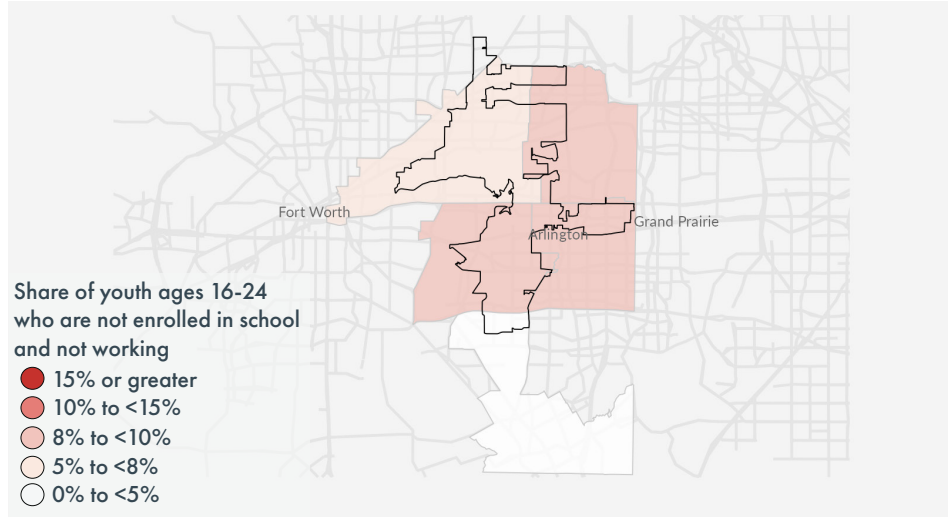


Sources: IPUMS American Community Survey 2018-2022; Wage impact data comes from Ray Marshall Center’s analysis, as part of Evaluation of Services for Texas Opportunity Youth (ESTOY) project, of data from UT Austin’s Texas Education Research Center (<https://sites.utexas.edu/raymarshallcenter/>). State average is the weighted average of all state districts.

OPPORTUNITY YOUTH & WORKFORCE PRODUCTIVITY IN TEXAS



House District #94
Rep. Tony Tinderholt



OPPORTUNITY YOUTH IN TEXAS

Young Texans aged 16-24 are crucial to not only our workforce but our economic future, yet **13.1% are neither in school nor working**. These opportunity youth and young adults (OYYA) need support to reconnect and become college or career ready.

In 2025, the Texas Workforce Commission plans to allocate **over \$80 million** in WIOA funds—the primary resource for OYYA—to youth programs. To secure Texas’ prosperity, we must efficiently use these funds and improve coordination among stakeholders to help over one million OYYA reengage in education or employment.

POLICY PRIORITIES

Proposed Policy Recommendations

- **Enhanced Fiscal Transparency:** Require aggregation of existing workforce data for Texans aged 16-24
- **Strategic Planning:** Require local workforce boards to include strategies for engaging OYYA
- **Increased Community Engagement:** Notify workforce officials when subsidized job creation exceeds 100 jobs

Policy Impact

- Improve program evaluation and enable policymakers to make data-driven decisions
- Promote population awareness and consistent, targeted approaches for OYYA needs
- Improve workforce preparation, including job training, childcare, and transportation support

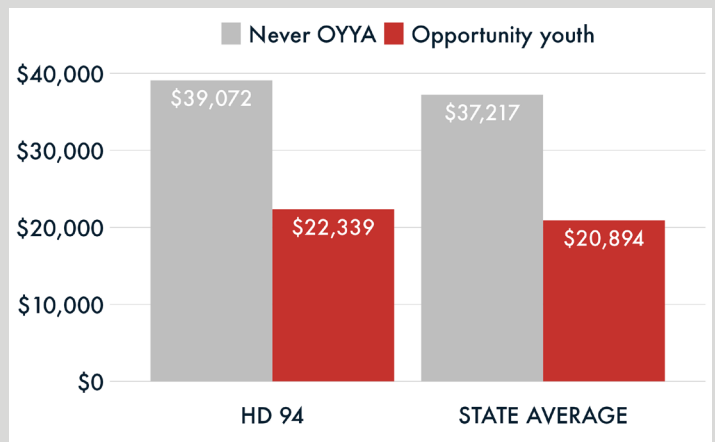
HOUSE DISTRICT #94

1,996 youth ages 16-24 are **not** enrolled in school and **not** working (12%).

Opportunity youth	Count	Percent
Male	811	41%
Female	1,185	59%
No health insurance	841	42%
No college (age 20-24)	1,009	71%
Parenting	279	14%

IMPACT ON WAGES

On average, youth who experienced disconnection in **HD 1** make **\$16,734** less annually by age 28.

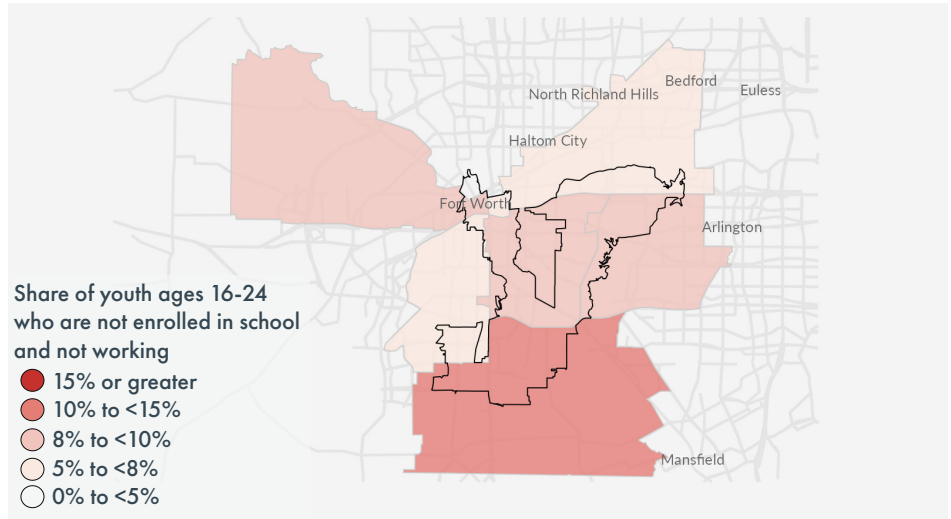


Sources: IPUMS American Community Survey 2018-2022; Wage impact data comes from Ray Marshall Center’s analysis, as part of Evaluation of Services for Texas Opportunity Youth (ESTOY) project, of data from UT Austin’s Texas Education Research Center (<https://sites.utexas.edu/raymarshallcenter/>). State average is the weighted average of all state districts.

OPPORTUNITY YOUTH & WORKFORCE PRODUCTIVITY IN TEXAS



House District #95
Rep. Nicole Collier



OPPORTUNITY YOUTH IN TEXAS

Young Texans aged 16-24 are crucial to not only our workforce but our economic future, yet **13.1% are neither in school nor working**. These opportunity youth and young adults (OYYA) need support to reconnect and become college or career ready.

In 2025, the Texas Workforce Commission plans to allocate **over \$80 million** in WIOA funds—the primary resource for OYYA—to youth programs. To secure Texas’ prosperity, we must efficiently use these funds and improve coordination among stakeholders to help over one million OYYA reengage in education or employment.

POLICY PRIORITIES

Proposed Policy Recommendations

- **Enhanced Fiscal Transparency:** Require aggregation of existing workforce data for Texans aged 16-24
- **Strategic Planning:** Require local workforce boards to include strategies for engaging OYYA
- **Increased Community Engagement:** Notify workforce officials when subsidized job creation exceeds 100 jobs

Policy Impact

- Improve program evaluation and enable policymakers to make data-driven decisions
- Promote population awareness and consistent, targeted approaches for OYYA needs
- Improve workforce preparation, including job training, childcare, and transportation support

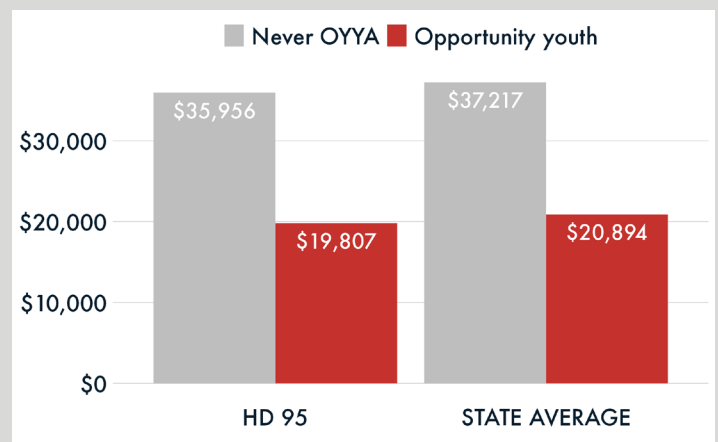
HOUSE DISTRICT #95

2,792 youth ages 16-24 are **not** enrolled in school and **not** working (16%).

Opportunity youth	Count	Percent
Male	1,294	46%
Female	1,499	54%
No health insurance	1,566	56%
No college (age 20-24)	1,247	69%
Parenting	423	15%

IMPACT ON WAGES

On average, youth who experienced disconnection in **HD 1** make **\$16,149** less annually by age 28.

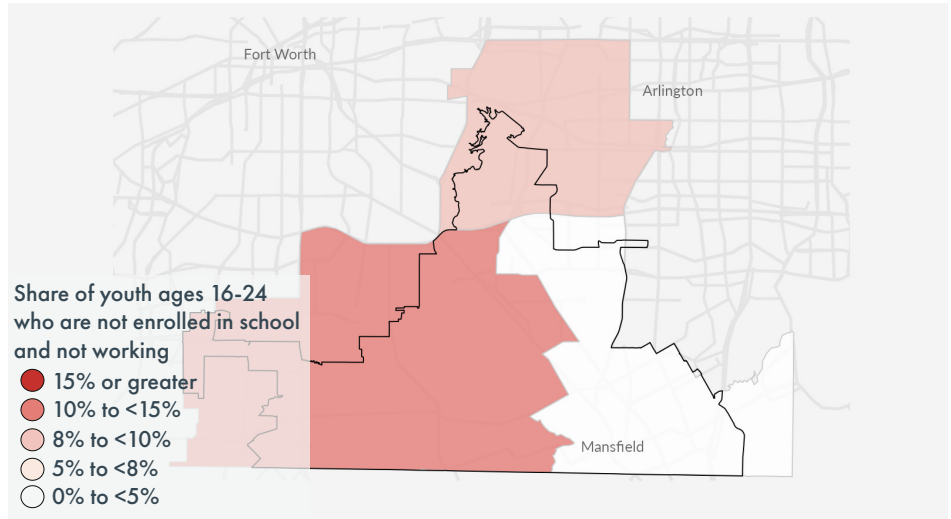


Sources: IPUMS American Community Survey 2018-2022; Wage impact data comes from Ray Marshall Center’s analysis, as part of Evaluation of Services for Texas Opportunity Youth (ESTOY) project, of data from UT Austin’s Texas Education Research Center (<https://sites.utexas.edu/raymarshallcenter/>). State average is the weighted average of all state districts.

OPPORTUNITY YOUTH & WORKFORCE PRODUCTIVITY IN TEXAS



House District #96
Rep. David Cook



OPPORTUNITY YOUTH IN TEXAS

Young Texans aged 16-24 are crucial to not only our workforce but our economic future, yet **13.1% are neither in school nor working**. These opportunity youth and young adults (OYYA) need support to reconnect and become college or career ready.

In 2025, the Texas Workforce Commission plans to allocate **over \$80 million** in WIOA funds—the primary resource for OYYA—to youth programs. To secure Texas’ prosperity, we must efficiently use these funds and improve coordination among stakeholders to help over one million OYYA reengage in education or employment.

POLICY PRIORITIES

Proposed Policy Recommendations

- **Enhanced Fiscal Transparency:** Require aggregation of existing workforce data for Texans aged 16-24
- **Strategic Planning:** Require local workforce boards to include strategies for engaging OYYA
- **Increased Community Engagement:** Notify workforce officials when subsidized job creation exceeds 100 jobs

Policy Impact

- Improve program evaluation and enable policymakers to make data-driven decisions
- Promote population awareness and consistent, targeted approaches for OYYA needs
- Improve workforce preparation, including job training, childcare, and transportation support

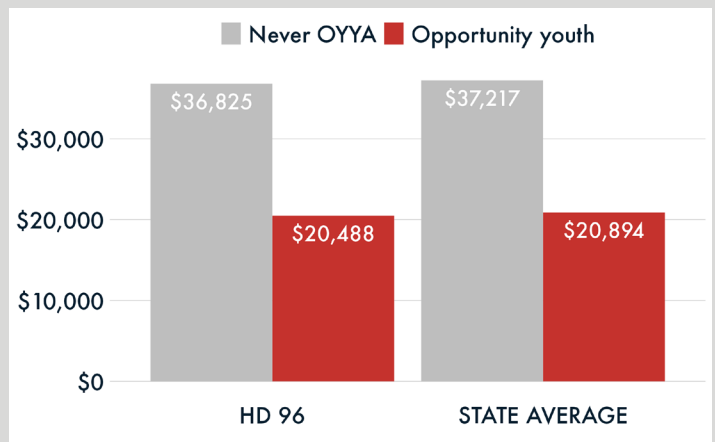
HOUSE DISTRICT #96

2,133 youth ages 16-24 are **not** enrolled in school and **not** working (13%).

Opportunity youth	Count	Percent
Male	1,195	56%
Female	938	44%
No health insurance	943	44%
No college (age 20-24)	764	59%
Parenting	242	11%

IMPACT ON WAGES

On average, youth who experienced disconnection in **HD 1** make **\$16,338** less annually by age 28.

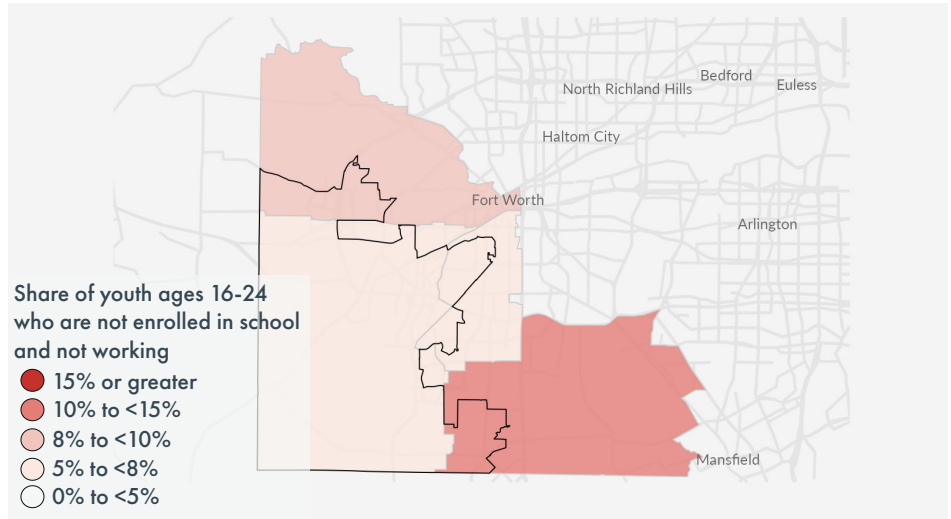


Sources: IPUMS American Community Survey 2018-2022; Wage impact data comes from Ray Marshall Center’s analysis, as part of Evaluation of Services for Texas Opportunity Youth (ESTOY) project, of data from UT Austin’s Texas Education Research Center (<https://sites.utexas.edu/raymarshallcenter/>). State average is the weighted average of all state districts.

OPPORTUNITY YOUTH & WORKFORCE PRODUCTIVITY IN TEXAS



House District #97
Rep. Craig Goldman



OPPORTUNITY YOUTH IN TEXAS

Young Texans aged 16-24 are crucial to not only our workforce but our economic future, yet **13.1% are neither in school nor working**. These opportunity youth and young adults (OYYA) need support to reconnect and become college or career ready.

In 2025, the Texas Workforce Commission plans to allocate **over \$80 million** in WIOA funds—the primary resource for OYYA—to youth programs. To secure Texas’ prosperity, we must efficiently use these funds and improve coordination among stakeholders to help over one million OYYA reengage in education or employment.

POLICY PRIORITIES

Proposed Policy Recommendations

- **Enhanced Fiscal Transparency:** Require aggregation of existing workforce data for Texans aged 16-24
- **Strategic Planning:** Require local workforce boards to include strategies for engaging OYYA
- **Increased Community Engagement:** Notify workforce officials when subsidized job creation exceeds 100 jobs

Policy Impact

- Improve program evaluation and enable policymakers to make data-driven decisions
- Promote population awareness and consistent, targeted approaches for OYYA needs
- Improve workforce preparation, including job training, childcare, and transportation support

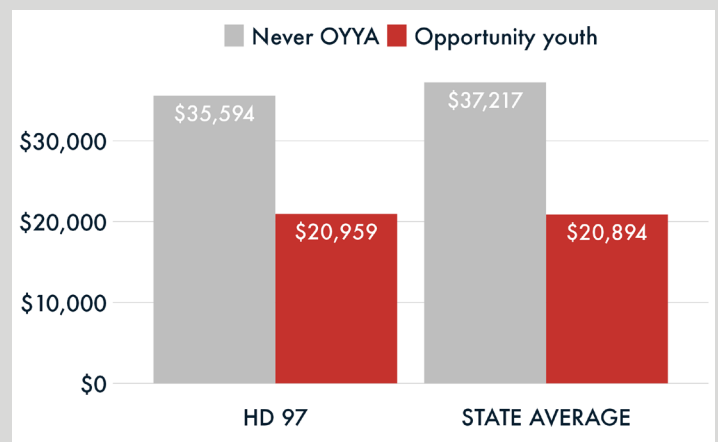
HOUSE DISTRICT #97

2,035 youth ages 16-24 are **not** enrolled in school and **not** working (11%).

Opportunity youth	Count	Percent
Male	824	40%
Female	1,211	60%
No health insurance	1,012	50%
No college (age 20-24)	1,076	71%
Parenting	510	25%

IMPACT ON WAGES

On average, youth who experienced disconnection in **HD 1** make **\$14,636** less annually by age 28.

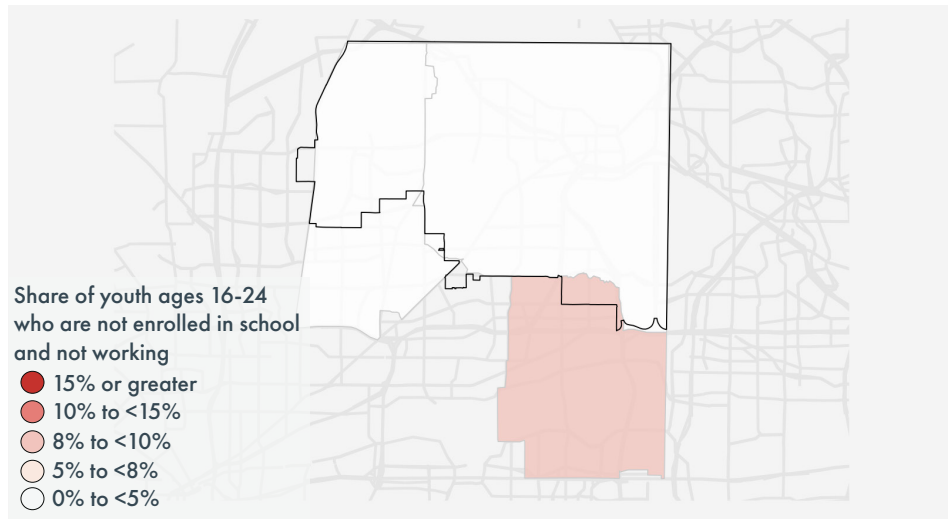


Sources: IPUMS American Community Survey 2018-2022; Wage impact data comes from Ray Marshall Center’s analysis, as part of Evaluation of Services for Texas Opportunity Youth (ESTOY) project, of data from UT Austin’s Texas Education Research Center (<https://sites.utexas.edu/raymarshallcenter/>). State average is the weighted average of all state districts.

OPPORTUNITY YOUTH & WORKFORCE PRODUCTIVITY IN TEXAS



House District #98
Rep. Giovanni Capriglione



OPPORTUNITY YOUTH IN TEXAS

Young Texans aged 16-24 are crucial to not only our workforce but our economic future, yet **13.1% are neither in school nor working**. These opportunity youth and young adults (OYYA) need support to reconnect and become college or career ready.

In 2025, the Texas Workforce Commission plans to allocate **over \$80 million** in WIOA funds—the primary resource for OYYA—to youth programs. To secure Texas’ prosperity, we must efficiently use these funds and improve coordination among stakeholders to help over one million OYYA reengage in education or employment.

POLICY PRIORITIES

Proposed Policy Recommendations

- **Enhanced Fiscal Transparency:** Require aggregation of existing workforce data for Texans aged 16-24
- **Strategic Planning:** Require local workforce boards to include strategies for engaging OYYA
- **Increased Community Engagement:** Notify workforce officials when subsidized job creation exceeds 100 jobs

Policy Impact

- Improve program evaluation and enable policymakers to make data-driven decisions
- Promote population awareness and consistent, targeted approaches for OYYA needs
- Improve workforce preparation, including job training, childcare, and transportation support

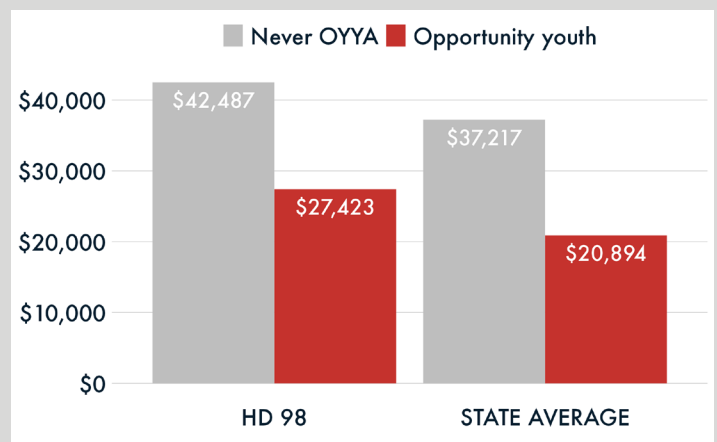
HOUSE DISTRICT #98

919 youth ages 16-24 are **not** enrolled in school and **not** working (7%).

Opportunity youth	Count	Percent
Male	431	47%
Female	488	53%
No health insurance	290	32%
No college (age 20-24)	453	68%
Parenting	59	6%

IMPACT ON WAGES

On average, youth who experienced disconnection in **HD 1** make **\$15,064** less annually by age 28.

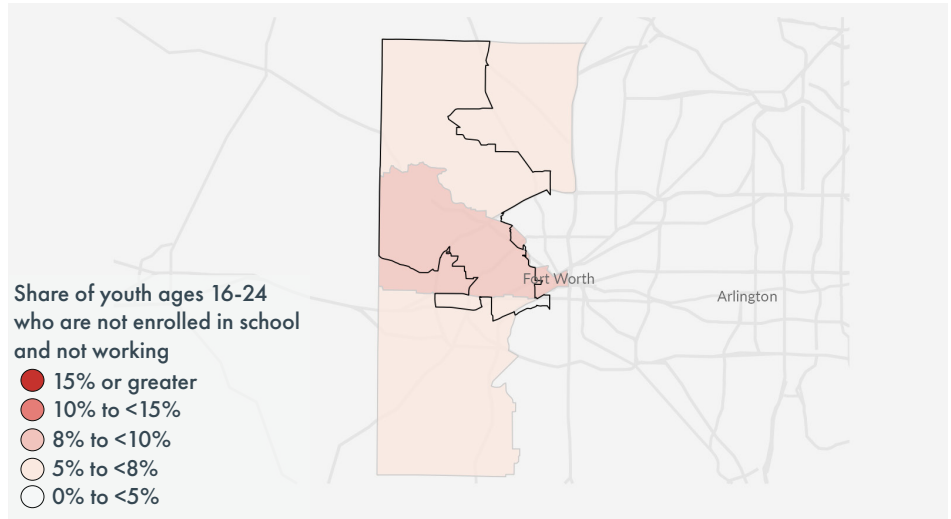


Sources: IPUMS American Community Survey 2018-2022; Wage impact data comes from Ray Marshall Center’s analysis, as part of Evaluation of Services for Texas Opportunity Youth (ESTOY) project, of data from UT Austin’s Texas Education Research Center (<https://sites.utexas.edu/raymarshallcenter/>). State average is the weighted average of all state districts.

OPPORTUNITY YOUTH & WORKFORCE PRODUCTIVITY IN TEXAS



House District #99
Rep. Charlie Geren



OPPORTUNITY YOUTH IN TEXAS

Young Texans aged 16-24 are crucial to not only our workforce but our economic future, yet **13.1% are neither in school nor working**. These opportunity youth and young adults (OYYA) need support to reconnect and become college or career ready.

In 2025, the Texas Workforce Commission plans to allocate **over \$80 million** in WIOA funds—the primary resource for OYYA—to youth programs. To secure Texas’ prosperity, we must efficiently use these funds and improve coordination among stakeholders to help over one million OYYA reengage in education or employment.

POLICY PRIORITIES

Proposed Policy Recommendations

- **Enhanced Fiscal Transparency:** Require aggregation of existing workforce data for Texans aged 16-24
- **Strategic Planning:** Require local workforce boards to include strategies for engaging OYYA
- **Increased Community Engagement:** Notify workforce officials when subsidized job creation exceeds 100 jobs

Policy Impact

- Improve program evaluation and enable policymakers to make data-driven decisions
- Promote population awareness and consistent, targeted approaches for OYYA needs
- Improve workforce preparation, including job training, childcare, and transportation support

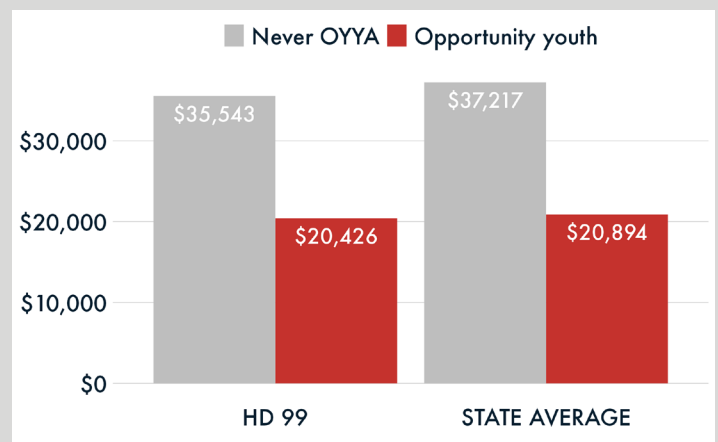
HOUSE DISTRICT #99

2,033 youth ages 16-24 are **not** enrolled in school and **not** working (12%).

Opportunity youth	Count	Percent
Male	881	43%
Female	1,152	57%
No health insurance	770	38%
No college (age 20-24)	1,176	78%
Parenting	478	24%

IMPACT ON WAGES

On average, youth who experienced disconnection in **HD 1** make **\$15,117** less annually by age 28.

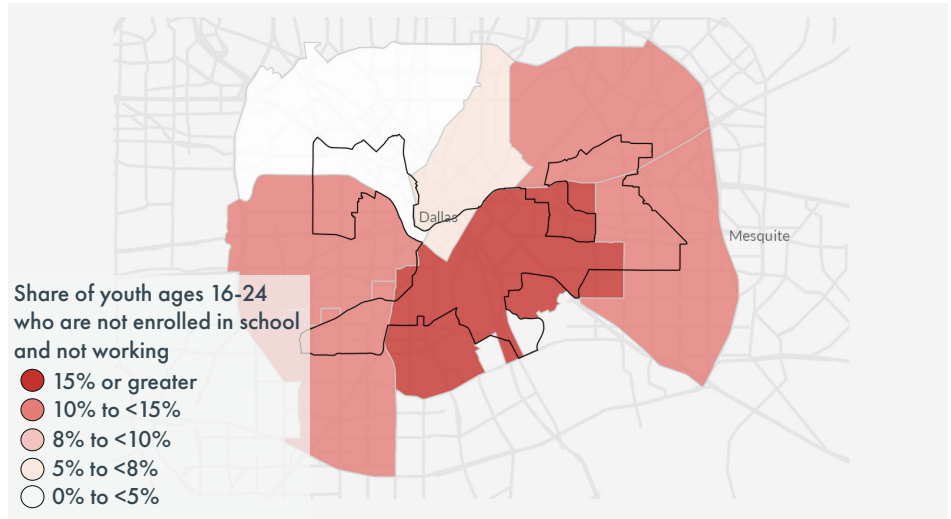


Sources: IPUMS American Community Survey 2018-2022; Wage impact data comes from Ray Marshall Center’s analysis, as part of Evaluation of Services for Texas Opportunity Youth (ESTOY) project, of data from UT Austin’s Texas Education Research Center (<https://sites.utexas.edu/raymarshallcenter/>). State average is the weighted average of all state districts.

OPPORTUNITY YOUTH & WORKFORCE PRODUCTIVITY IN TEXAS



House District #100
Rep. Venton Jones



OPPORTUNITY YOUTH IN TEXAS

Young Texans aged 16-24 are crucial to not only our workforce but our economic future, yet **13.1% are neither in school nor working**. These opportunity youth and young adults (OYYA) need support to reconnect and become college or career ready.

In 2025, the Texas Workforce Commission plans to allocate **over \$80 million** in WIOA funds—the primary resource for OYYA—to youth programs. To secure Texas’ prosperity, we must efficiently use these funds and improve coordination among stakeholders to help over one million OYYA reengage in education or employment.

POLICY PRIORITIES

Proposed Policy Recommendations

- **Enhanced Fiscal Transparency:** Require aggregation of existing workforce data for Texans aged 16-24
- **Strategic Planning:** Require local workforce boards to include strategies for engaging OYYA
- **Increased Community Engagement:** Notify workforce officials when subsidized job creation exceeds 100 jobs

Policy Impact

- Improve program evaluation and enable policymakers to make data-driven decisions
- Promote population awareness and consistent, targeted approaches for OYYA needs
- Improve workforce preparation, including job training, childcare, and transportation support

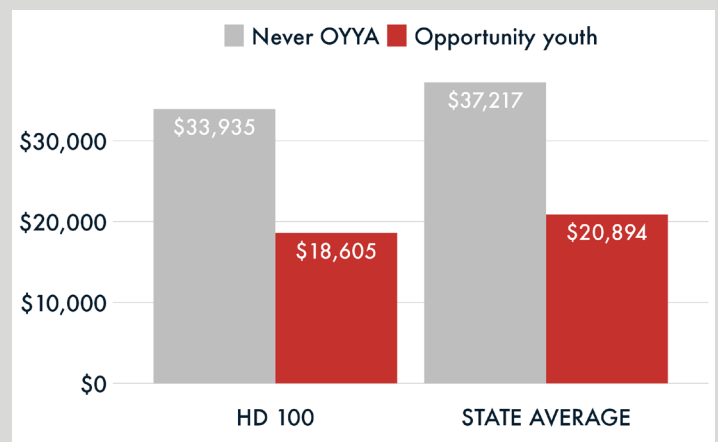
HOUSE DISTRICT #100

3,121 youth ages 16-24 are **not** enrolled in school and **not** working (18%).

Opportunity youth	Count	Percent
Male	1,388	44%
Female	1,733	56%
No health insurance	1,608	52%
No college (age 20-24)	1,656	75%
Parenting	605	19%

IMPACT ON WAGES

On average, youth who experienced disconnection in **HD 1** make **\$15,330** less annually by age 28.

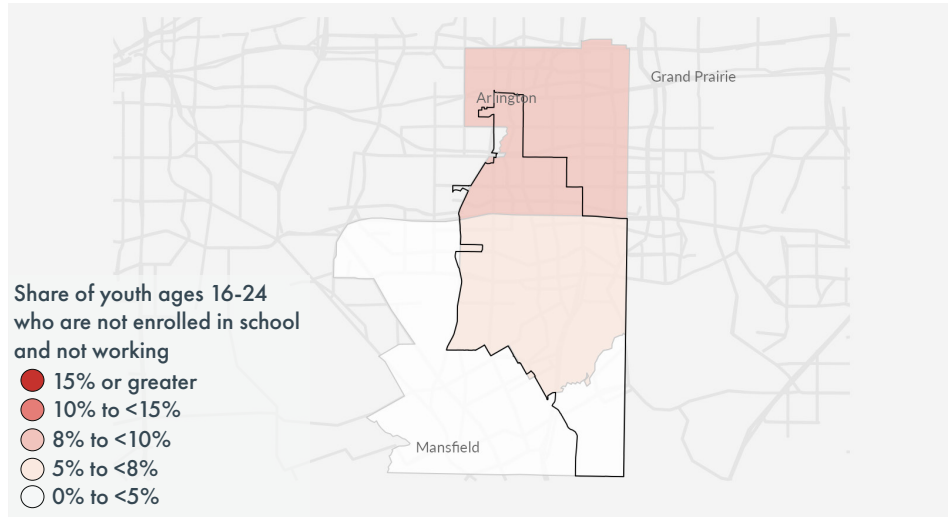


Sources: IPUMS American Community Survey 2018-2022; Wage impact data comes from Ray Marshall Center’s analysis, as part of Evaluation of Services for Texas Opportunity Youth (ESTOY) project, of data from UT Austin’s Texas Education Research Center (<https://sites.utexas.edu/raymarshallcenter/>). State average is the weighted average of all state districts.

OPPORTUNITY YOUTH & WORKFORCE PRODUCTIVITY IN TEXAS



House District #101
Rep. Chris Turner



OPPORTUNITY YOUTH IN TEXAS

Young Texans aged 16-24 are crucial to not only our workforce but our economic future, yet **13.1% are neither in school nor working**. These opportunity youth and young adults (OYYA) need support to reconnect and become college or career ready.

In 2025, the Texas Workforce Commission plans to allocate **over \$80 million** in WIOA funds—the primary resource for OYYA—to youth programs. To secure Texas’ prosperity, we must efficiently use these funds and improve coordination among stakeholders to help over one million OYYA reengage in education or employment.

POLICY PRIORITIES

Proposed Policy Recommendations

- **Enhanced Fiscal Transparency:** Require aggregation of existing workforce data for Texans aged 16-24
- **Strategic Planning:** Require local workforce boards to include strategies for engaging OYYA
- **Increased Community Engagement:** Notify workforce officials when subsidized job creation exceeds 100 jobs

Policy Impact

- Improve program evaluation and enable policymakers to make data-driven decisions
- Promote population awareness and consistent, targeted approaches for OYYA needs
- Improve workforce preparation, including job training, childcare, and transportation support

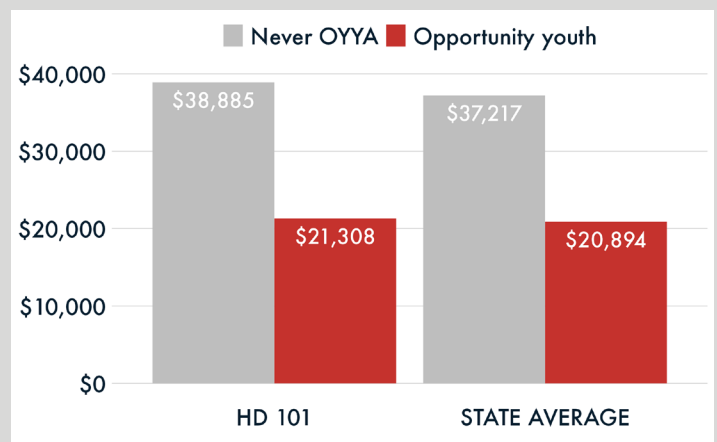
HOUSE DISTRICT #101

1,840 youth ages 16-24 are **not** enrolled in school and **not** working (9%).

Opportunity youth	Count	Percent
Male	883	48%
Female	956	52%
No health insurance	617	34%
No college (age 20-24)	1,108	84%
Parenting	468	25%

IMPACT ON WAGES

On average, youth who experienced disconnection in **HD 1** make **\$17,578** less annually by age 28.

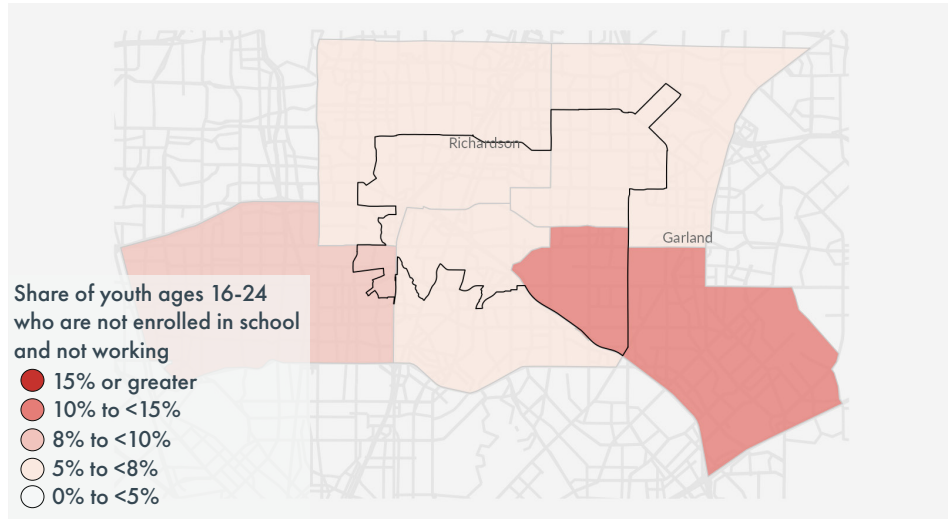


Sources: IPUMS American Community Survey 2018-2022; Wage impact data comes from Ray Marshall Center’s analysis, as part of Evaluation of Services for Texas Opportunity Youth (ESTOY) project, of data from UT Austin’s Texas Education Research Center (<https://sites.utexas.edu/raymarshallcenter/>). State average is the weighted average of all state districts.

OPPORTUNITY YOUTH & WORKFORCE PRODUCTIVITY IN TEXAS



House District #102
Rep. Ana-Maria Ramos



OPPORTUNITY YOUTH IN TEXAS

Young Texans aged 16-24 are crucial to not only our workforce but our economic future, yet **13.1% are neither in school nor working**. These opportunity youth and young adults (OYYA) need support to reconnect and become college or career ready.

In 2025, the Texas Workforce Commission plans to allocate **over \$80 million** in WIOA funds—the primary resource for OYYA—to youth programs. To secure Texas’ prosperity, we must efficiently use these funds and improve coordination among stakeholders to help over one million OYYA reengage in education or employment.

POLICY PRIORITIES

Proposed Policy Recommendations

- **Enhanced Fiscal Transparency:** Require aggregation of existing workforce data for Texans aged 16-24
- **Strategic Planning:** Require local workforce boards to include strategies for engaging OYYA
- **Increased Community Engagement:** Notify workforce officials when subsidized job creation exceeds 100 jobs

Policy Impact

- Improve program evaluation and enable policymakers to make data-driven decisions
- Promote population awareness and consistent, targeted approaches for OYYA needs
- Improve workforce preparation, including job training, childcare, and transportation support

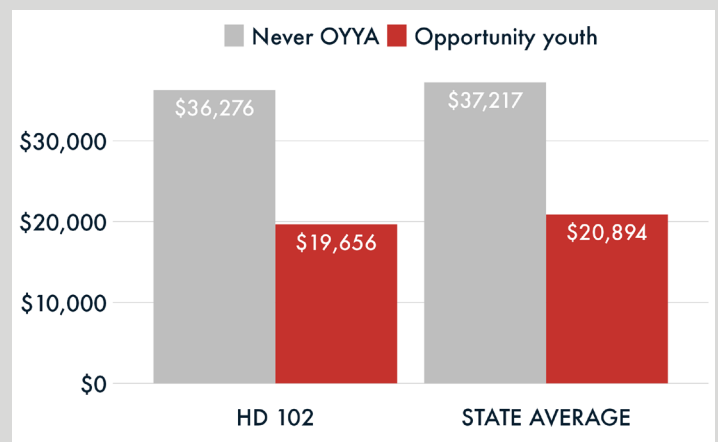
HOUSE DISTRICT #102

1,504 youth ages 16-24 are **not** enrolled in school and **not** working (11%).

Opportunity youth	Count	Percent
Male	653	43%
Female	851	57%
No health insurance	656	44%
No college (age 20-24)	696	58%
Parenting	287	19%

IMPACT ON WAGES

On average, youth who experienced disconnection in **HD 1** make **\$16,620** less annually by age 28.

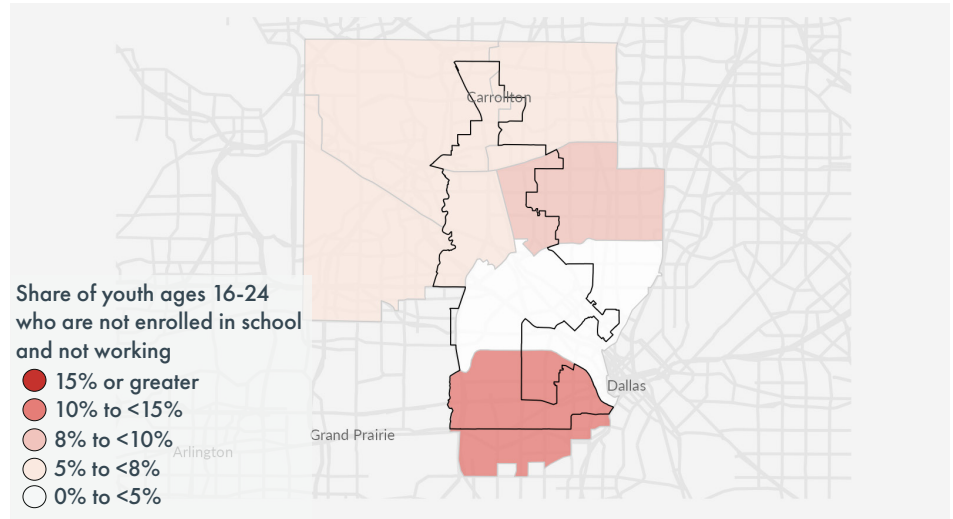


Sources: IPUMS American Community Survey 2018-2022; Wage impact data comes from Ray Marshall Center’s analysis, as part of Evaluation of Services for Texas Opportunity Youth (ESTOY) project, of data from UT Austin’s Texas Education Research Center (<https://sites.utexas.edu/raymarshallcenter/>). State average is the weighted average of all state districts.

OPPORTUNITY YOUTH & WORKFORCE PRODUCTIVITY IN TEXAS



House District #103
Rep. Rafael Anchía



OPPORTUNITY YOUTH IN TEXAS

Young Texans aged 16-24 are crucial to not only our workforce but our economic future, yet **13.1% are neither in school nor working**. These opportunity youth and young adults (OYYA) need support to reconnect and become college or career ready.

In 2025, the Texas Workforce Commission plans to allocate **over \$80 million** in WIOA funds—the primary resource for OYYA—to youth programs. To secure Texas’ prosperity, we must efficiently use these funds and improve coordination among stakeholders to help over one million OYYA reengage in education or employment.

POLICY PRIORITIES

Proposed Policy Recommendations

- **Enhanced Fiscal Transparency:** Require aggregation of existing workforce data for Texans aged 16-24
- **Strategic Planning:** Require local workforce boards to include strategies for engaging OYYA
- **Increased Community Engagement:** Notify workforce officials when subsidized job creation exceeds 100 jobs

Policy Impact

- Improve program evaluation and enable policymakers to make data-driven decisions
- Promote population awareness and consistent, targeted approaches for OYYA needs
- Improve workforce preparation, including job training, childcare, and transportation support

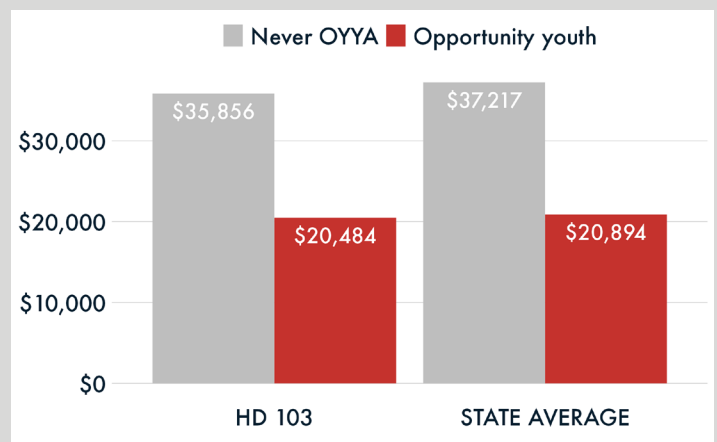
HOUSE DISTRICT #103

1,662 youth ages 16-24 are **not** enrolled in school and **not** working (12%).

Opportunity youth	Count	Percent
Male	777	47%
Female	885	53%
No health insurance	901	54%
No college (age 20-24)	739	67%
Parenting	306	18%

IMPACT ON WAGES

On average, youth who experienced disconnection in **HD 1** make **\$15,372** less annually by age 28.

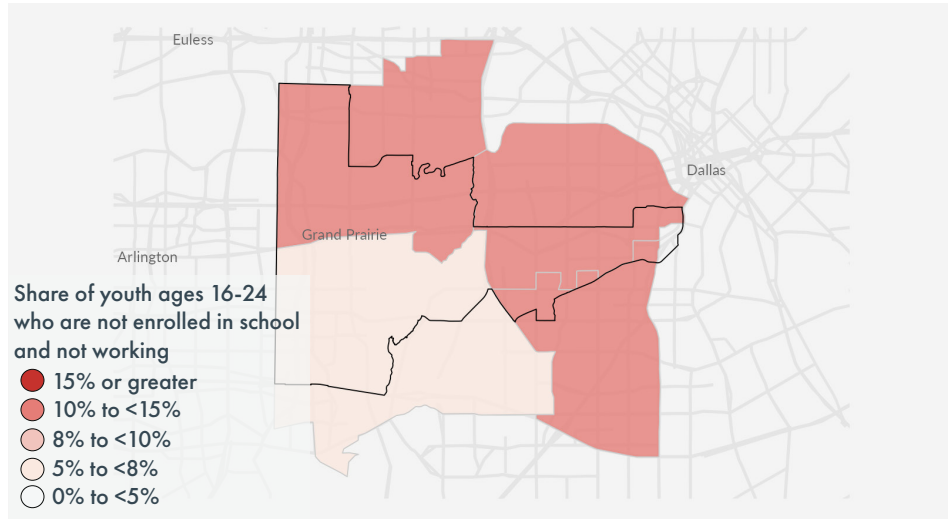


Sources: IPUMS American Community Survey 2018-2022; Wage impact data comes from Ray Marshall Center’s analysis, as part of Evaluation of Services for Texas Opportunity Youth (ESTOY) project, of data from UT Austin’s Texas Education Research Center (<https://sites.utexas.edu/raymarshallcenter/>). State average is the weighted average of all state districts.

OPPORTUNITY YOUTH & WORKFORCE PRODUCTIVITY IN TEXAS



House District #104
Rep. Jessica González



OPPORTUNITY YOUTH IN TEXAS

Young Texans aged 16-24 are crucial to not only our workforce but our economic future, yet **13.1% are neither in school nor working**. These opportunity youth and young adults (OYYA) need support to reconnect and become college or career ready.

In 2025, the Texas Workforce Commission plans to allocate **over \$80 million** in WIOA funds—the primary resource for OYYA—to youth programs. To secure Texas’ prosperity, we must efficiently use these funds and improve coordination among stakeholders to help over one million OYYA reengage in education or employment.

POLICY PRIORITIES

Proposed Policy Recommendations

- **Enhanced Fiscal Transparency:** Require aggregation of existing workforce data for Texans aged 16-24
- **Strategic Planning:** Require local workforce boards to include strategies for engaging OYYA
- **Increased Community Engagement:** Notify workforce officials when subsidized job creation exceeds 100 jobs

Policy Impact

- Improve program evaluation and enable policymakers to make data-driven decisions
- Promote population awareness and consistent, targeted approaches for OYYA needs
- Improve workforce preparation, including job training, childcare, and transportation support

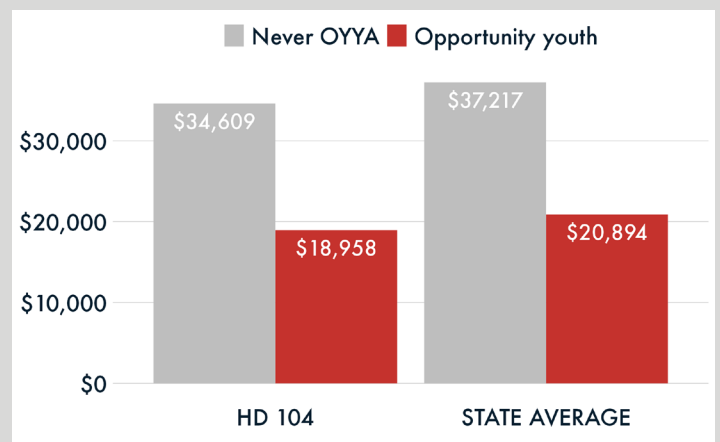
HOUSE DISTRICT #104

2,332 youth ages 16-24 are **not** enrolled in school and **not** working (15%).

Opportunity youth	Count	Percent
Male	1,128	48%
Female	1,205	52%
No health insurance	1,178	51%
No college (age 20-24)	1,217	78%
Parenting	360	15%

IMPACT ON WAGES

On average, youth who experienced disconnection in **HD 1** make **\$15,651** less annually by age 28.



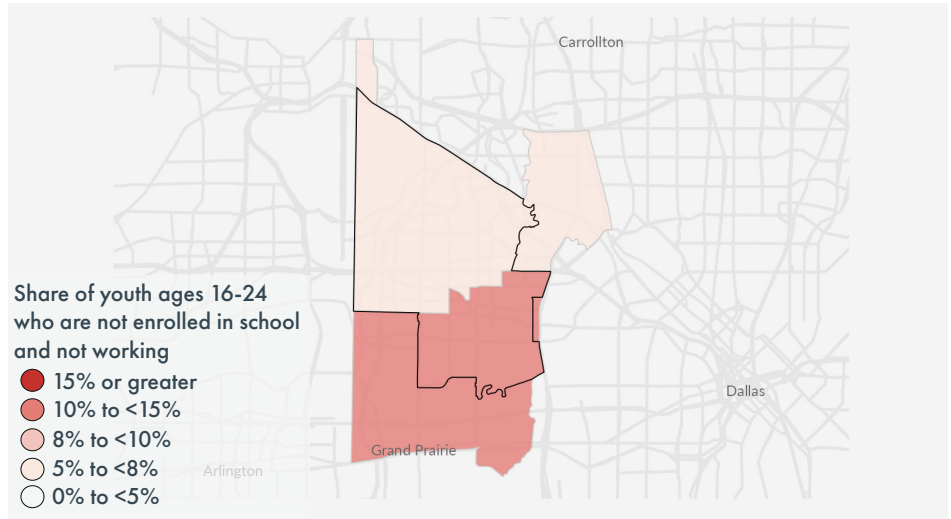
Sources: IPUMS American Community Survey 2018-2022; Wage impact data comes from Ray Marshall Center’s analysis, as part of Evaluation of Services for Texas Opportunity Youth (ESTOY) project, of data from UT Austin’s Texas Education Research Center (<https://sites.utexas.edu/raymarshallcenter/>). State average is the weighted average of all state districts.

OPPORTUNITY YOUTH & WORKFORCE PRODUCTIVITY IN TEXAS



House District #105

Rep. Terry Meza



OPPORTUNITY YOUTH IN TEXAS

Young Texans aged 16-24 are crucial to not only our workforce but our economic future, yet **13.1% are neither in school nor working**. These opportunity youth and young adults (OYYA) need support to reconnect and become college or career ready.

In 2025, the Texas Workforce Commission plans to allocate **over \$80 million** in WIOA funds—the primary resource for OYYA—to youth programs. To secure Texas’ prosperity, we must efficiently use these funds and improve coordination among stakeholders to help over one million OYYA reengage in education or employment.

POLICY PRIORITIES

Proposed Policy Recommendations

- **Enhanced Fiscal Transparency:** Require aggregation of existing workforce data for Texans aged 16-24
- **Strategic Planning:** Require local workforce boards to include strategies for engaging OYYA
- **Increased Community Engagement:** Notify workforce officials when subsidized job creation exceeds 100 jobs

Policy Impact

- Improve program evaluation and enable policymakers to make data-driven decisions
- Promote population awareness and consistent, targeted approaches for OYYA needs
- Improve workforce preparation, including job training, childcare, and transportation support

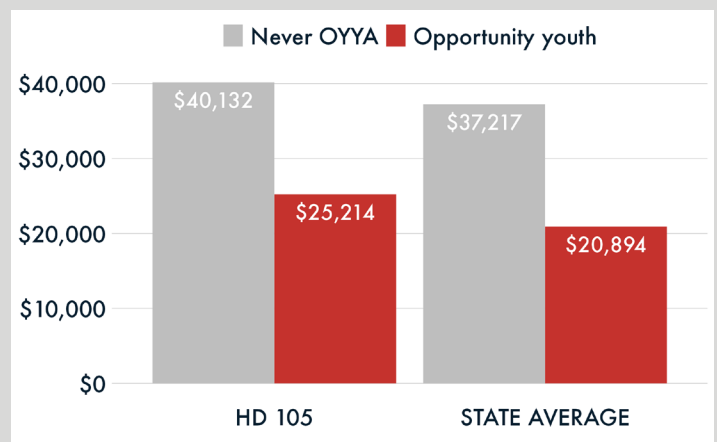
HOUSE DISTRICT #105

2,002 youth ages 16-24 are **not** enrolled in school and **not** working (12%).

Opportunity youth	Count	Percent
Male	917	46%
Female	1,084	54%
No health insurance	971	49%
No college (age 20-24)	826	63%
Parenting	354	18%

IMPACT ON WAGES

On average, youth who experienced disconnection in **HD 1** make **\$14,919** less annually by age 28.

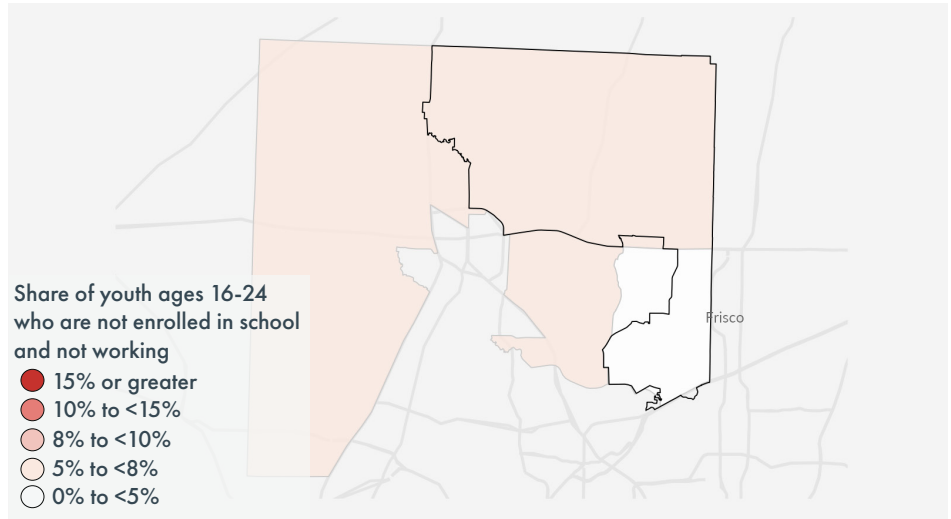


Sources: IPUMS American Community Survey 2018-2022; Wage impact data comes from Ray Marshall Center’s analysis, as part of Evaluation of Services for Texas Opportunity Youth (ESTOY) project, of data from UT Austin’s Texas Education Research Center (<https://sites.utexas.edu/raymarshallcenter/>). State average is the weighted average of all state districts.

OPPORTUNITY YOUTH & WORKFORCE PRODUCTIVITY IN TEXAS



House District #106
Rep. Jared Patterson



OPPORTUNITY YOUTH IN TEXAS

Young Texans aged 16-24 are crucial to not only our workforce but our economic future, yet **13.1% are neither in school nor working**. These opportunity youth and young adults (OYYA) need support to reconnect and become college or career ready.

In 2025, the Texas Workforce Commission plans to allocate **over \$80 million** in WIOA funds—the primary resource for OYYA—to youth programs. To secure Texas’ prosperity, we must efficiently use these funds and improve coordination among stakeholders to help over one million OYYA reengage in education or employment.

POLICY PRIORITIES

Proposed Policy Recommendations

- **Enhanced Fiscal Transparency:** Require aggregation of existing workforce data for Texans aged 16-24
- **Strategic Planning:** Require local workforce boards to include strategies for engaging OYYA
- **Increased Community Engagement:** Notify workforce officials when subsidized job creation exceeds 100 jobs

Policy Impact

- Improve program evaluation and enable policymakers to make data-driven decisions
- Promote population awareness and consistent, targeted approaches for OYYA needs
- Improve workforce preparation, including job training, childcare, and transportation support

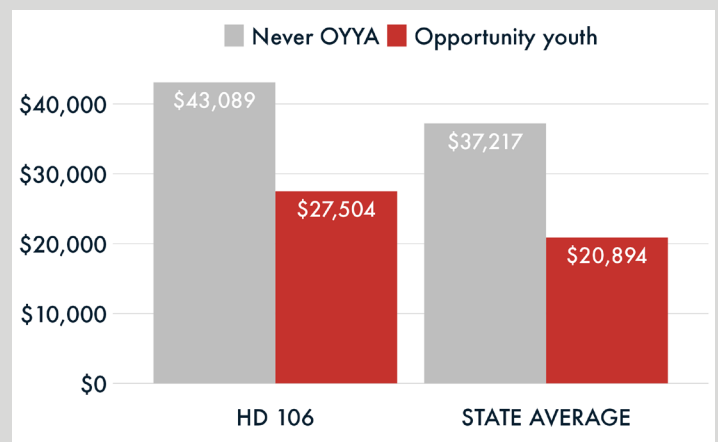
HOUSE DISTRICT #106

1,153 youth ages 16-24 are **not** enrolled in school and **not** working (6%).

Opportunity youth	Count	Percent
Male	419	36%
Female	734	64%
No health insurance	298	26%
No college (age 20-24)	430	46%
Parenting	184	16%

IMPACT ON WAGES

On average, youth who experienced disconnection in **HD 1** make **\$15,584** less annually by age 28.

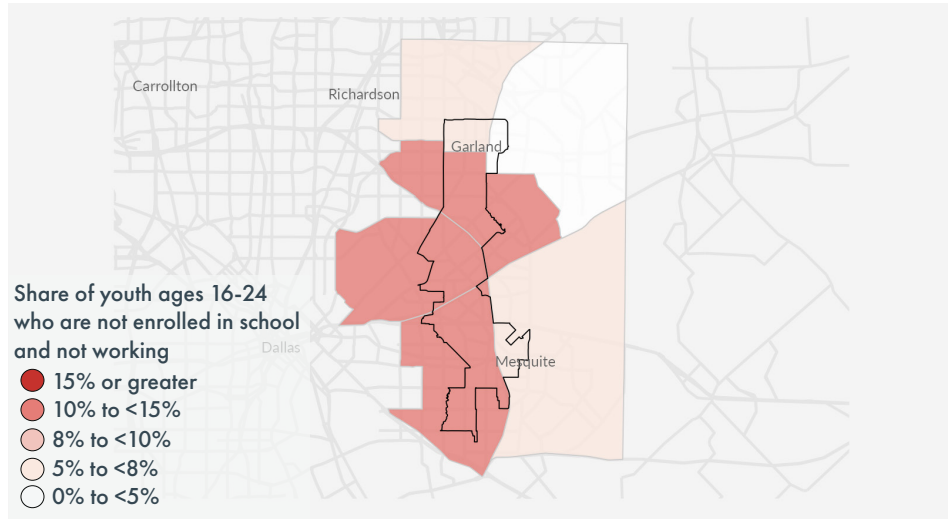


Sources: IPUMS American Community Survey 2018-2022; Wage impact data comes from Ray Marshall Center’s analysis, as part of Evaluation of Services for Texas Opportunity Youth (ESTOY) project, of data from UT Austin’s Texas Education Research Center (<https://sites.utexas.edu/raymarshallcenter/>). State average is the weighted average of all state districts.

OPPORTUNITY YOUTH & WORKFORCE PRODUCTIVITY IN TEXAS



House District #107
Rep. Victoria Neave Criado



OPPORTUNITY YOUTH IN TEXAS

Young Texans aged 16-24 are crucial to not only our workforce but our economic future, yet **13.1% are neither in school nor working**. These opportunity youth and young adults (OYYA) need support to reconnect and become college or career ready.

In 2025, the Texas Workforce Commission plans to allocate **over \$80 million** in WIOA funds—the primary resource for OYYA—to youth programs. To secure Texas’ prosperity, we must efficiently use these funds and improve coordination among stakeholders to help over one million OYYA reengage in education or employment.

POLICY PRIORITIES

Proposed Policy Recommendations

- **Enhanced Fiscal Transparency:** Require aggregation of existing workforce data for Texans aged 16-24
- **Strategic Planning:** Require local workforce boards to include strategies for engaging OYYA
- **Increased Community Engagement:** Notify workforce officials when subsidized job creation exceeds 100 jobs

Policy Impact

- Improve program evaluation and enable policymakers to make data-driven decisions
- Promote population awareness and consistent, targeted approaches for OYYA needs
- Improve workforce preparation, including job training, childcare, and transportation support

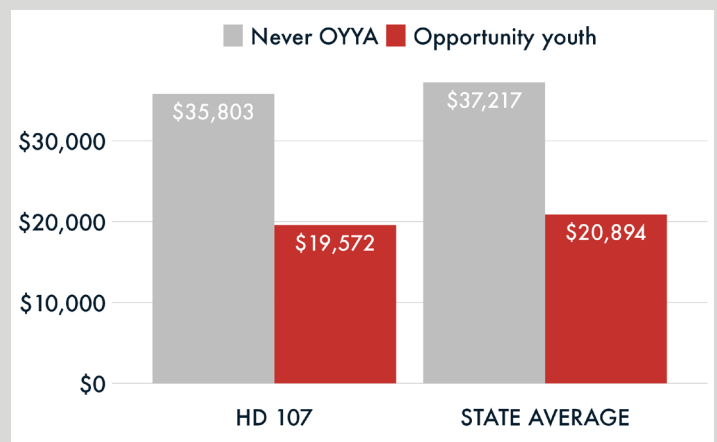
HOUSE DISTRICT #107

2,638 youth ages 16-24 are **not** enrolled in school and **not** working (15%).

Opportunity youth	Count	Percent
Male	1,158	44%
Female	1,480	56%
No health insurance	1,341	51%
No college (age 20-24)	1,463	78%
Parenting	511	19%

IMPACT ON WAGES

On average, youth who experienced disconnection in **HD 1** make **\$16,231** less annually by age 28.

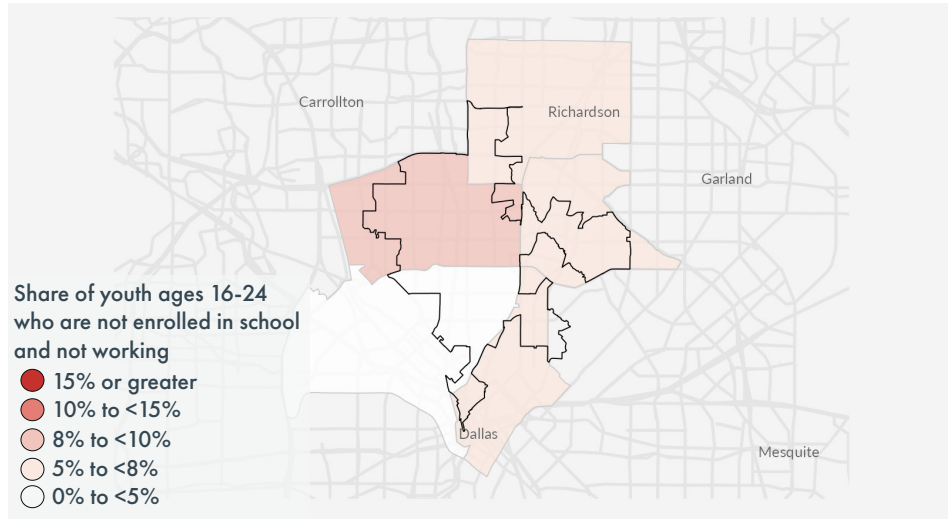


Sources: IPUMS American Community Survey 2018-2022; Wage impact data comes from Ray Marshall Center’s analysis, as part of Evaluation of Services for Texas Opportunity Youth (ESTOY) project, of data from UT Austin’s Texas Education Research Center (<https://sites.utexas.edu/raymarshallcenter/>). State average is the weighted average of all state districts.

OPPORTUNITY YOUTH & WORKFORCE PRODUCTIVITY IN TEXAS



House District #108
Rep. Morgan Meyer



OPPORTUNITY YOUTH IN TEXAS

Young Texans aged 16-24 are crucial to not only our workforce but our economic future, yet **13.1% are neither in school nor working**. These opportunity youth and young adults (OYYA) need support to reconnect and become college or career ready.

In 2025, the Texas Workforce Commission plans to allocate **over \$80 million** in WIOA funds—the primary resource for OYYA—to youth programs. To secure Texas’ prosperity, we must efficiently use these funds and improve coordination among stakeholders to help over one million OYYA reengage in education or employment.

POLICY PRIORITIES

Proposed Policy Recommendations

- **Enhanced Fiscal Transparency:** Require aggregation of existing workforce data for Texans aged 16-24
- **Strategic Planning:** Require local workforce boards to include strategies for engaging OYYA
- **Increased Community Engagement:** Notify workforce officials when subsidized job creation exceeds 100 jobs

Policy Impact

- Improve program evaluation and enable policymakers to make data-driven decisions
- Promote population awareness and consistent, targeted approaches for OYYA needs
- Improve workforce preparation, including job training, childcare, and transportation support

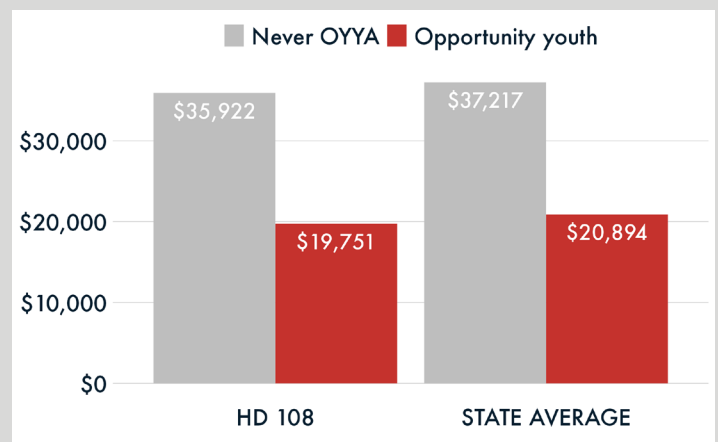
HOUSE DISTRICT #108

1,553 youth ages 16-24 are **not** enrolled in school and **not** working (11%).

Opportunity youth	Count	Percent
Male	808	52%
Female	745	48%
No health insurance	751	48%
No college (age 20-24)	670	58%
Parenting	316	20%

IMPACT ON WAGES

On average, youth who experienced disconnection in **HD 1** make **\$16,170** less annually by age 28.



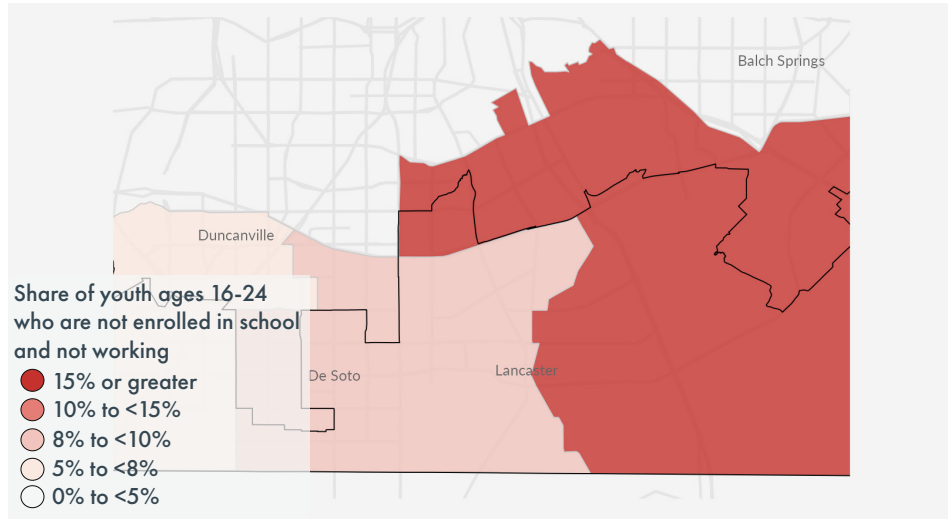
Sources: IPUMS American Community Survey 2018-2022; Wage impact data comes from Ray Marshall Center’s analysis, as part of Evaluation of Services for Texas Opportunity Youth (ESTOY) project, of data from UT Austin’s Texas Education Research Center (<https://sites.utexas.edu/raymarshallcenter/>). State average is the weighted average of all state districts.

OPPORTUNITY YOUTH & WORKFORCE PRODUCTIVITY IN TEXAS



House District #109

Rep. Carl O. Sherman Sr.



OPPORTUNITY YOUTH IN TEXAS

Young Texans aged 16-24 are crucial to not only our workforce but our economic future, yet **13.1% are neither in school nor working**. These opportunity youth and young adults (OYYA) need support to reconnect and become college or career ready.

In 2025, the Texas Workforce Commission plans to allocate **over \$80 million** in WIOA funds—the primary resource for OYYA—to youth programs. To secure Texas’ prosperity, we must efficiently use these funds and improve coordination among stakeholders to help over one million OYYA reengage in education or employment.

POLICY PRIORITIES

Proposed Policy Recommendations

- **Enhanced Fiscal Transparency:** Require aggregation of existing workforce data for Texans aged 16-24
- **Strategic Planning:** Require local workforce boards to include strategies for engaging OYYA
- **Increased Community Engagement:** Notify workforce officials when subsidized job creation exceeds 100 jobs

Policy Impact

- Improve program evaluation and enable policymakers to make data-driven decisions
- Promote population awareness and consistent, targeted approaches for OYYA needs
- Improve workforce preparation, including job training, childcare, and transportation support

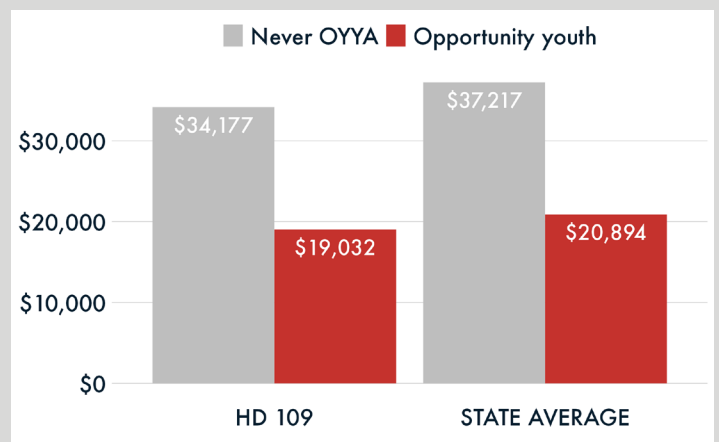
HOUSE DISTRICT #109

2,488 youth ages 16-24 are **not** enrolled in school and **not** working (17%).

Opportunity youth	Count	Percent
Male	1,248	50%
Female	1,240	50%
No health insurance	768	31%
No college (age 20-24)	1,179	71%
Parenting	489	20%

IMPACT ON WAGES

On average, youth who experienced disconnection in **HD 1** make **\$15,145** less annually by age 28.

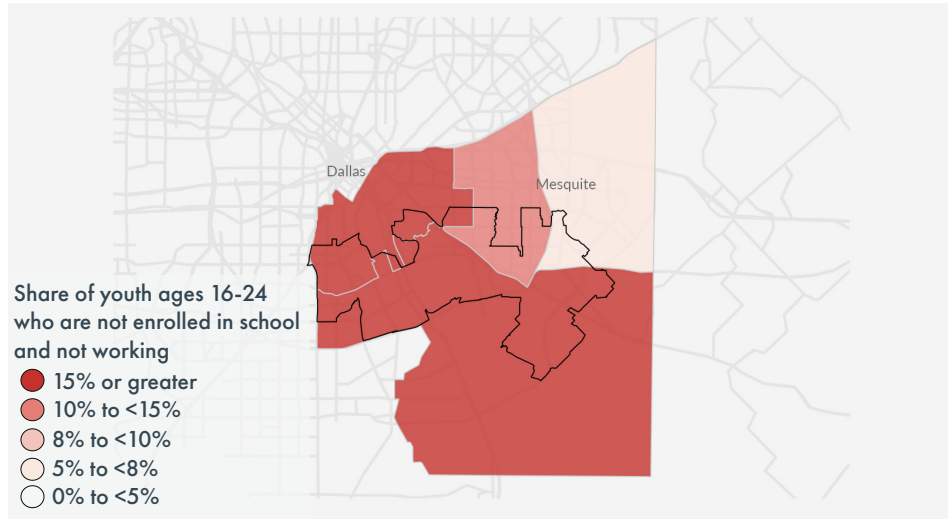


Sources: IPUMS American Community Survey 2018-2022; Wage impact data comes from Ray Marshall Center’s analysis, as part of Evaluation of Services for Texas Opportunity Youth (ESTOY) project, of data from UT Austin’s Texas Education Research Center (<https://sites.utexas.edu/raymarshallcenter/>). State average is the weighted average of all state districts.

OPPORTUNITY YOUTH & WORKFORCE PRODUCTIVITY IN TEXAS



House District #110
Rep. Toni Rose



OPPORTUNITY YOUTH IN TEXAS

Young Texans aged 16-24 are crucial to not only our workforce but our economic future, yet **13.1% are neither in school nor working**. These opportunity youth and young adults (OYYA) need support to reconnect and become college or career ready.

In 2025, the Texas Workforce Commission plans to allocate **over \$80 million** in WIOA funds—the primary resource for OYYA—to youth programs. To secure Texas’ prosperity, we must efficiently use these funds and improve coordination among stakeholders to help over one million OYYA reengage in education or employment.

POLICY PRIORITIES

Proposed Policy Recommendations

- **Enhanced Fiscal Transparency:** Require aggregation of existing workforce data for Texans aged 16-24
- **Strategic Planning:** Require local workforce boards to include strategies for engaging OYYA
- **Increased Community Engagement:** Notify workforce officials when subsidized job creation exceeds 100 jobs

Policy Impact

- Improve program evaluation and enable policymakers to make data-driven decisions
- Promote population awareness and consistent, targeted approaches for OYYA needs
- Improve workforce preparation, including job training, childcare, and transportation support

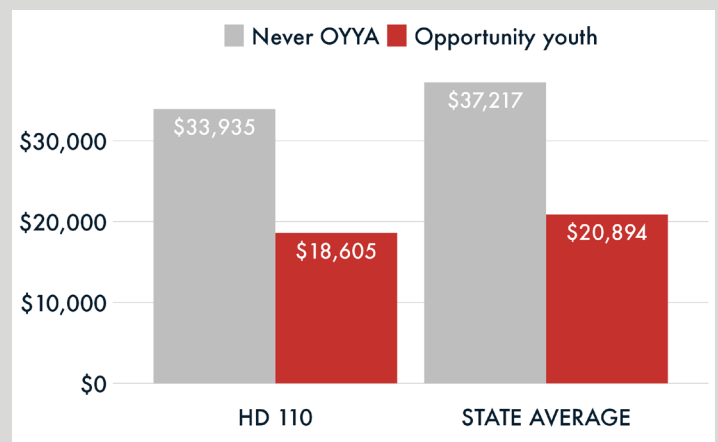
HOUSE DISTRICT #110

3,710 youth ages 16-24 are **not** enrolled in school and **not** working (20%).

Opportunity youth	Count	Percent
Male	1,568	42%
Female	2,143	58%
No health insurance	1,721	46%
No college (age 20-24)	2,019	80%
Parenting	667	18%

IMPACT ON WAGES

On average, youth who experienced disconnection in **HD 1** make **\$15,330** less annually by age 28.

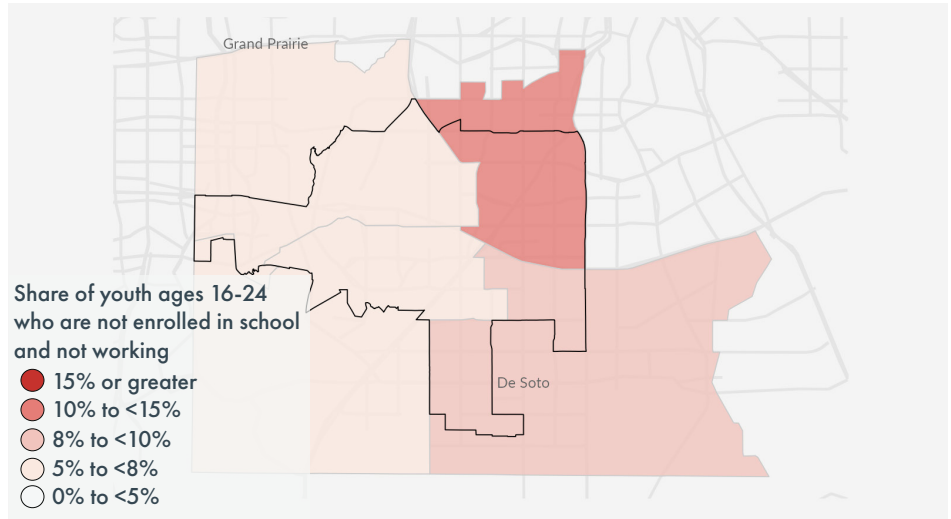


Sources: IPUMS American Community Survey 2018-2022; Wage impact data comes from Ray Marshall Center’s analysis, as part of Evaluation of Services for Texas Opportunity Youth (ESTOY) project, of data from UT Austin’s Texas Education Research Center (<https://sites.utexas.edu/raymarshallcenter/>). State average is the weighted average of all state districts.

OPPORTUNITY YOUTH & WORKFORCE PRODUCTIVITY IN TEXAS



House District #111
Rep. Yvonne Davis



OPPORTUNITY YOUTH IN TEXAS

Young Texans aged 16-24 are crucial to not only our workforce but our economic future, yet **13.1% are neither in school nor working**. These opportunity youth and young adults (OYYA) need support to reconnect and become college or career ready.

In 2025, the Texas Workforce Commission plans to allocate **over \$80 million** in WIOA funds—the primary resource for OYYA—to youth programs. To secure Texas’ prosperity, we must efficiently use these funds and improve coordination among stakeholders to help over one million OYYA reengage in education or employment.

POLICY PRIORITIES

Proposed Policy Recommendations

- **Enhanced Fiscal Transparency:** Require aggregation of existing workforce data for Texans aged 16-24
- **Strategic Planning:** Require local workforce boards to include strategies for engaging OYYA
- **Increased Community Engagement:** Notify workforce officials when subsidized job creation exceeds 100 jobs

Policy Impact

- Improve program evaluation and enable policymakers to make data-driven decisions
- Promote population awareness and consistent, targeted approaches for OYYA needs
- Improve workforce preparation, including job training, childcare, and transportation support

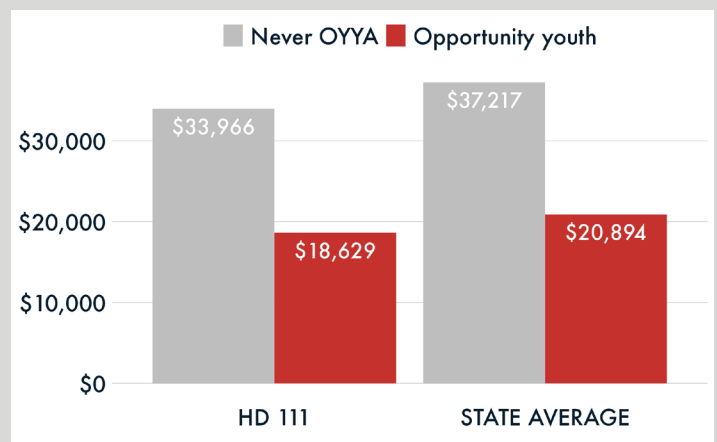
HOUSE DISTRICT #111

2,140 youth ages 16-24 are **not** enrolled in school and **not** working (14%).

Opportunity youth	Count	Percent
Male	1,136	53%
Female	1,003	47%
No health insurance	878	41%
No college (age 20-24)	1,145	75%
Parenting	321	15%

IMPACT ON WAGES

On average, youth who experienced disconnection in **HD 1** make **\$15,337** less annually by age 28.

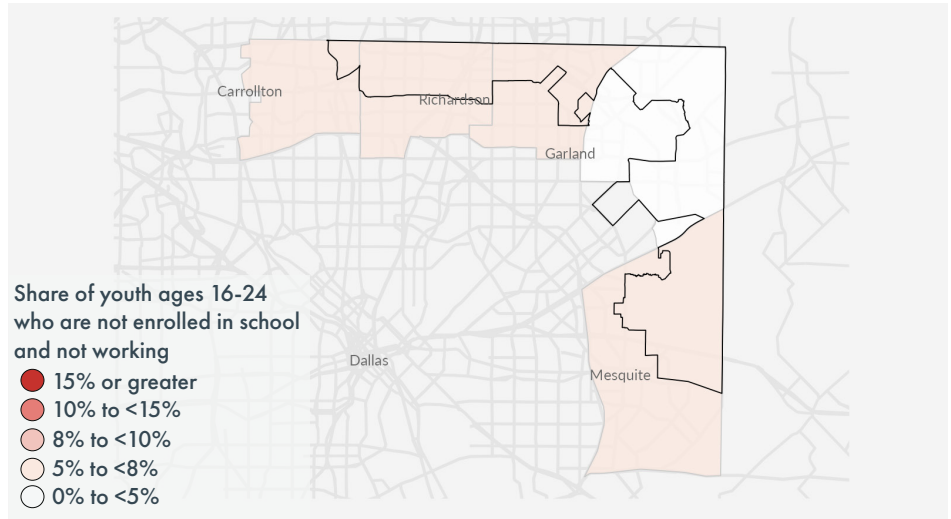


Sources: IPUMS American Community Survey 2018-2022; Wage impact data comes from Ray Marshall Center’s analysis, as part of Evaluation of Services for Texas Opportunity Youth (ESTOY) project, of data from UT Austin’s Texas Education Research Center (<https://sites.utexas.edu/raymarshallcenter/>). State average is the weighted average of all state districts.

OPPORTUNITY YOUTH & WORKFORCE PRODUCTIVITY IN TEXAS



House District #112
Rep. Angie Chen Button



OPPORTUNITY YOUTH IN TEXAS

Young Texans aged 16-24 are crucial to not only our workforce but our economic future, yet **13.1% are neither in school nor working**. These opportunity youth and young adults (OYYA) need support to reconnect and become college or career ready.

In 2025, the Texas Workforce Commission plans to allocate **over \$80 million** in WIOA funds—the primary resource for OYYA—to youth programs. To secure Texas’ prosperity, we must efficiently use these funds and improve coordination among stakeholders to help over one million OYYA reengage in education or employment.

POLICY PRIORITIES

Proposed Policy Recommendations

- **Enhanced Fiscal Transparency:** Require aggregation of existing workforce data for Texans aged 16-24
- **Strategic Planning:** Require local workforce boards to include strategies for engaging OYYA
- **Increased Community Engagement:** Notify workforce officials when subsidized job creation exceeds 100 jobs

Policy Impact

- Improve program evaluation and enable policymakers to make data-driven decisions
- Promote population awareness and consistent, targeted approaches for OYYA needs
- Improve workforce preparation, including job training, childcare, and transportation support

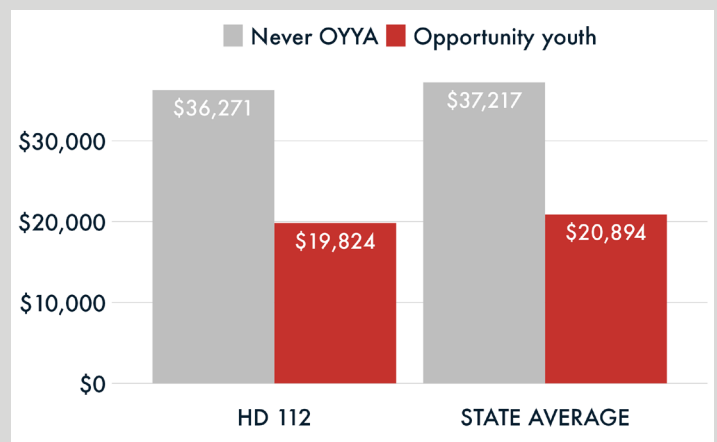
HOUSE DISTRICT #112

1,338 youth ages 16-24 are **not** enrolled in school and **not** working (9%).

Opportunity youth	Count	Percent
Male	636	48%
Female	702	52%
No health insurance	569	43%
No college (age 20-24)	620	61%
Parenting	127	9%

IMPACT ON WAGES

On average, youth who experienced disconnection in **HD 1** make **\$16,447** less annually by age 28.

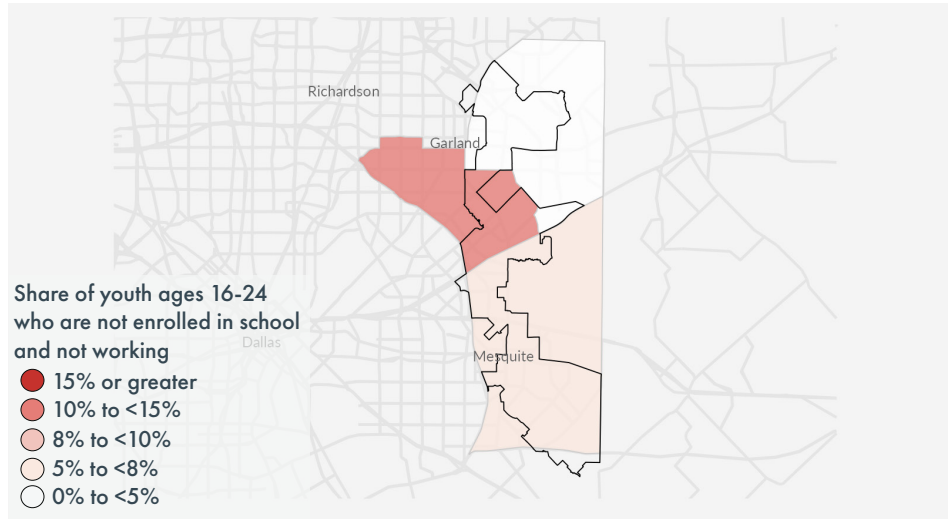


Sources: IPUMS American Community Survey 2018-2022; Wage impact data comes from Ray Marshall Center’s analysis, as part of Evaluation of Services for Texas Opportunity Youth (ESTOY) project, of data from UT Austin’s Texas Education Research Center (<https://sites.utexas.edu/raymarshallcenter/>). State average is the weighted average of all state districts.

OPPORTUNITY YOUTH & WORKFORCE PRODUCTIVITY IN TEXAS



House District #113
Rep. Rhettta Andrews
Bowers



OPPORTUNITY YOUTH IN TEXAS

Young Texans aged 16-24 are crucial to not only our workforce but our economic future, yet **13.1% are neither in school nor working**. These opportunity youth and young adults (OYYA) need support to reconnect and become college or career ready.

In 2025, the Texas Workforce Commission plans to allocate **over \$80 million** in WIOA funds—the primary resource for OYYA—to youth programs. To secure Texas’ prosperity, we must efficiently use these funds and improve coordination among stakeholders to help over one million OYYA reengage in education or employment.

POLICY PRIORITIES

Proposed Policy Recommendations

- **Enhanced Fiscal Transparency:** Require aggregation of existing workforce data for Texans aged 16-24
- **Strategic Planning:** Require local workforce boards to include strategies for engaging OYYA
- **Increased Community Engagement:** Notify workforce officials when subsidized job creation exceeds 100 jobs

Policy Impact

- Improve program evaluation and enable policymakers to make data-driven decisions
- Promote population awareness and consistent, targeted approaches for OYYA needs
- Improve workforce preparation, including job training, childcare, and transportation support

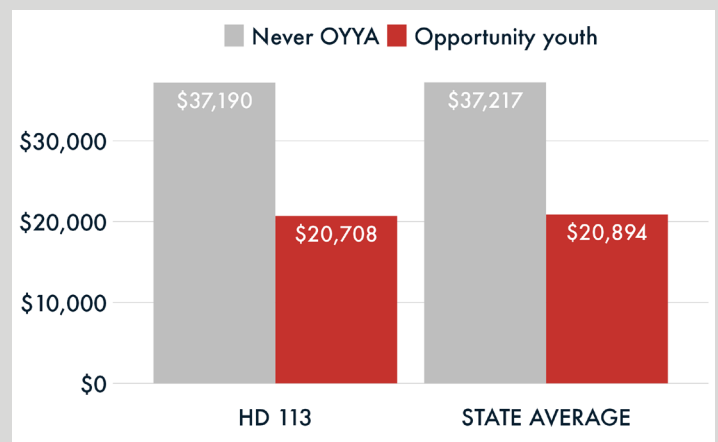
HOUSE DISTRICT #113

1,873 youth ages 16-24 are **not** enrolled in school and **not** working (12%).

Opportunity youth	Count	Percent
Male	823	44%
Female	1,049	56%
No health insurance	945	50%
No college (age 20-24)	1,025	77%
Parenting	270	14%

IMPACT ON WAGES

On average, youth who experienced disconnection in **HD 1** make **\$16,483** less annually by age 28.

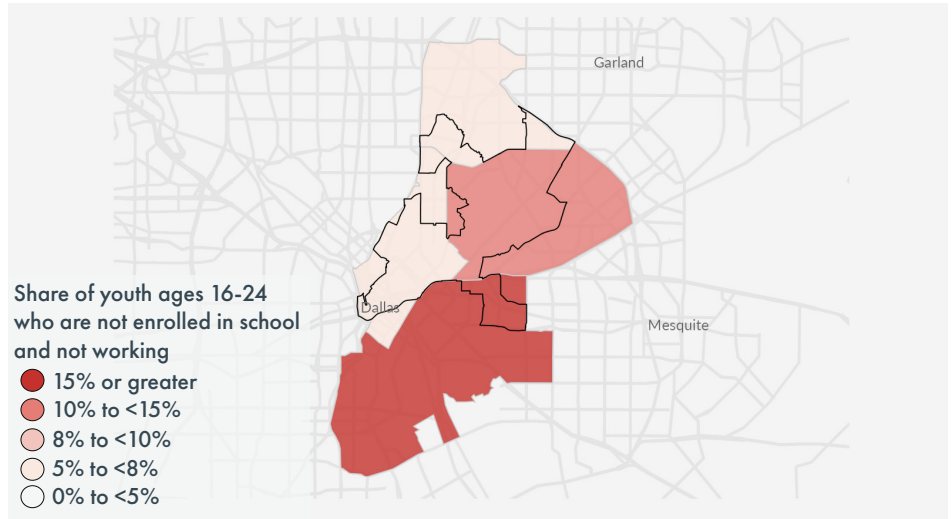


Sources: IPUMS American Community Survey 2018-2022; Wage impact data comes from Ray Marshall Center’s analysis, as part of Evaluation of Services for Texas Opportunity Youth (ESTOY) project, of data from UT Austin’s Texas Education Research Center (<https://sites.utexas.edu/raymarshallcenter/>). State average is the weighted average of all state districts.

OPPORTUNITY YOUTH & WORKFORCE PRODUCTIVITY IN TEXAS



House District #114
Rep. John Bryant



OPPORTUNITY YOUTH IN TEXAS

Young Texans aged 16-24 are crucial to not only our workforce but our economic future, yet **13.1% are neither in school nor working**. These opportunity youth and young adults (OYYA) need support to reconnect and become college or career ready.

In 2025, the Texas Workforce Commission plans to allocate **over \$80 million** in WIOA funds—the primary resource for OYYA—to youth programs. To secure Texas’ prosperity, we must efficiently use these funds and improve coordination among stakeholders to help over one million OYYA reengage in education or employment.

POLICY PRIORITIES

Proposed Policy Recommendations

- **Enhanced Fiscal Transparency:** Require aggregation of existing workforce data for Texans aged 16-24
- **Strategic Planning:** Require local workforce boards to include strategies for engaging OYYA
- **Increased Community Engagement:** Notify workforce officials when subsidized job creation exceeds 100 jobs

Policy Impact

- Improve program evaluation and enable policymakers to make data-driven decisions
- Promote population awareness and consistent, targeted approaches for OYYA needs
- Improve workforce preparation, including job training, childcare, and transportation support

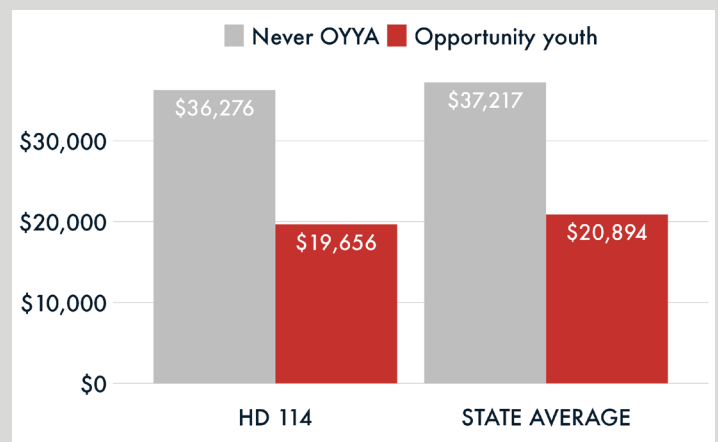
HOUSE DISTRICT #114

1,918 youth ages 16-24 are **not** enrolled in school and **not** working (12%).

Opportunity youth	Count	Percent
Male	897	47%
Female	1,021	53%
No health insurance	840	44%
No college (age 20-24)	777	53%
Parenting	460	24%

IMPACT ON WAGES

On average, youth who experienced disconnection in **HD 1** make **\$16,620** less annually by age 28.

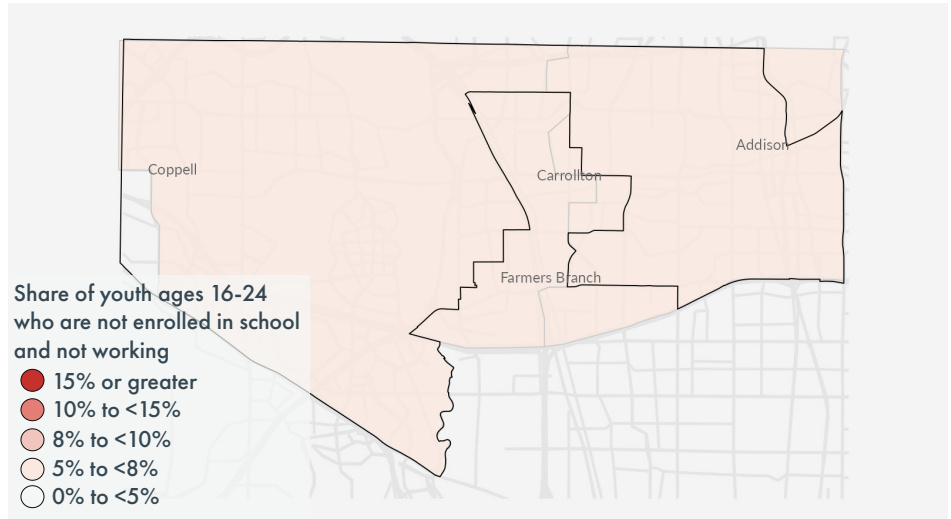


Sources: IPUMS American Community Survey 2018-2022; Wage impact data comes from Ray Marshall Center’s analysis, as part of Evaluation of Services for Texas Opportunity Youth (ESTOY) project, of data from UT Austin’s Texas Education Research Center (<https://sites.utexas.edu/raymarshallcenter/>). State average is the weighted average of all state districts.

OPPORTUNITY YOUTH & WORKFORCE PRODUCTIVITY IN TEXAS



House District #115
Rep. Julie Johnson



OPPORTUNITY YOUTH IN TEXAS

Young Texans aged 16-24 are crucial to not only our workforce but our economic future, yet **13.1% are neither in school nor working**. These opportunity youth and young adults (OYYA) need support to reconnect and become college or career ready.

In 2025, the Texas Workforce Commission plans to allocate **over \$80 million** in WIOA funds—the primary resource for OYYA—to youth programs. To secure Texas’ prosperity, we must efficiently use these funds and improve coordination among stakeholders to help over one million OYYA reengage in education or employment.

POLICY PRIORITIES

Proposed Policy Recommendations

- **Enhanced Fiscal Transparency:** Require aggregation of existing workforce data for Texans aged 16-24
- **Strategic Planning:** Require local workforce boards to include strategies for engaging OYYA
- **Increased Community Engagement:** Notify workforce officials when subsidized job creation exceeds 100 jobs

Policy Impact

- Improve program evaluation and enable policymakers to make data-driven decisions
- Promote population awareness and consistent, targeted approaches for OYYA needs
- Improve workforce preparation, including job training, childcare, and transportation support

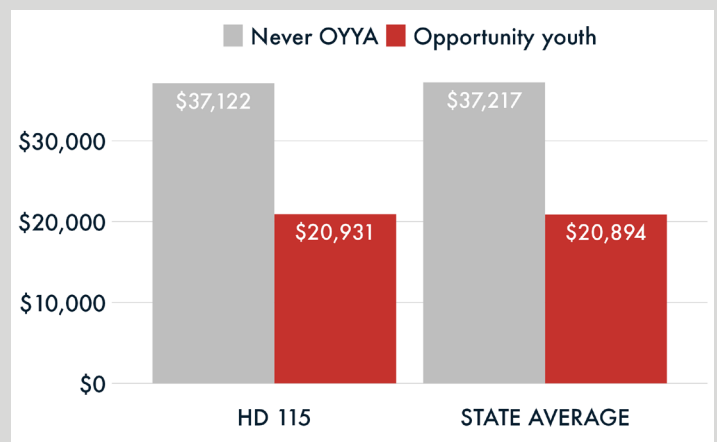
HOUSE DISTRICT #115

1,151 youth ages 16-24 are **not** enrolled in school and **not** working (9%).

Opportunity youth	Count	Percent
Male	585	51%
Female	565	49%
No health insurance	470	41%
No college (age 20-24)	383	48%
Parenting	170	15%

IMPACT ON WAGES

On average, youth who experienced disconnection in **HD 1** make **\$16,191** less annually by age 28.



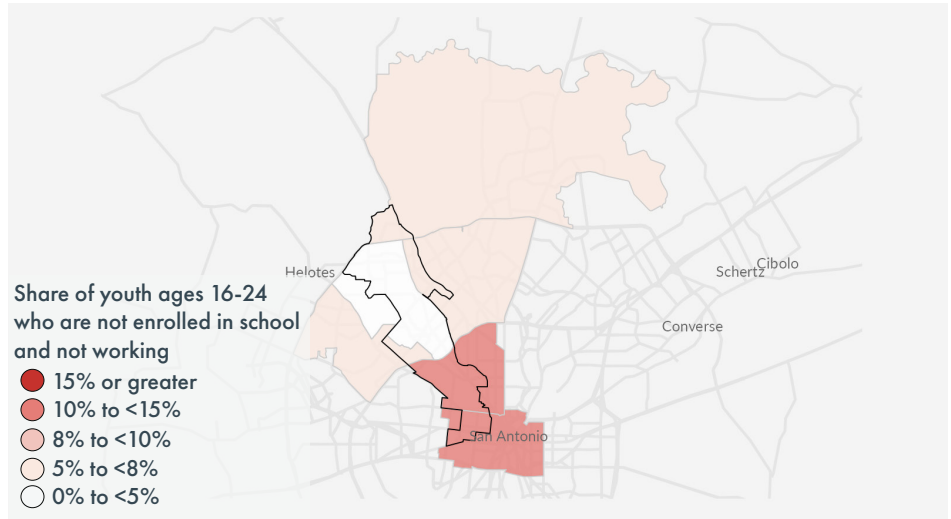
Sources: IPUMS American Community Survey 2018-2022; Wage impact data comes from Ray Marshall Center’s analysis, as part of Evaluation of Services for Texas Opportunity Youth (ESTOY) project, of data from UT Austin’s Texas Education Research Center (<https://sites.utexas.edu/raymarshallcenter/>). State average is the weighted average of all state districts.

OPPORTUNITY YOUTH & WORKFORCE PRODUCTIVITY IN TEXAS



House District #116

Rep. Trey Martinez Fischer



OPPORTUNITY YOUTH IN TEXAS

Young Texans aged 16-24 are crucial to not only our workforce but our economic future, yet **13.1% are neither in school nor working**. These opportunity youth and young adults (OYYA) need support to reconnect and become college or career ready.

In 2025, the Texas Workforce Commission plans to allocate **over \$80 million** in WIOA funds—the primary resource for OYYA—to youth programs. To secure Texas’ prosperity, we must efficiently use these funds and improve coordination among stakeholders to help over one million OYYA reengage in education or employment.

POLICY PRIORITIES

Proposed Policy Recommendations

- **Enhanced Fiscal Transparency:** Require aggregation of existing workforce data for Texans aged 16-24
- **Strategic Planning:** Require local workforce boards to include strategies for engaging OYYA
- **Increased Community Engagement:** Notify workforce officials when subsidized job creation exceeds 100 jobs

Policy Impact

- Improve program evaluation and enable policymakers to make data-driven decisions
- Promote population awareness and consistent, targeted approaches for OYYA needs
- Improve workforce preparation, including job training, childcare, and transportation support

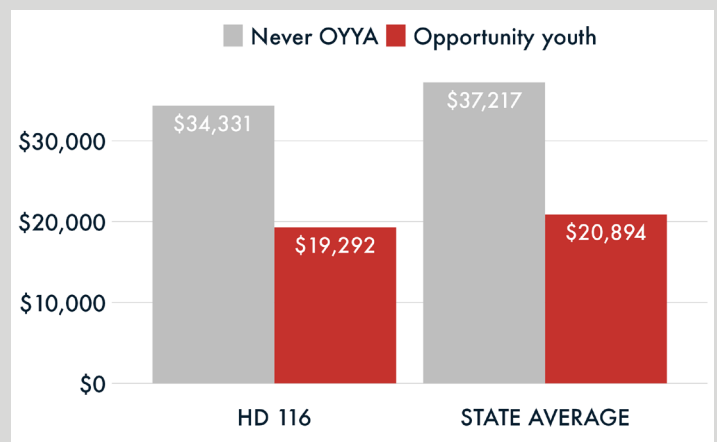
HOUSE DISTRICT #116

2,071 youth ages 16-24 are **not** enrolled in school and **not** working (10%).

Opportunity youth	Count	Percent
Male	1,102	53%
Female	969	47%
No health insurance	866	42%
No college (age 20-24)	1,052	67%
Parenting	212	10%

IMPACT ON WAGES

On average, youth who experienced disconnection in **HD 1** make **\$15,038** less annually by age 28.

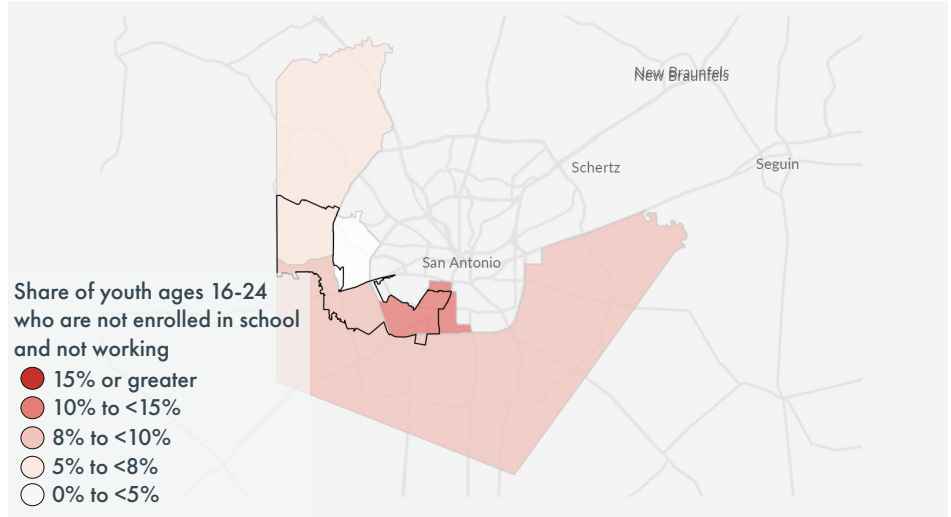


Sources: IPUMS American Community Survey 2018-2022; Wage impact data comes from Ray Marshall Center’s analysis, as part of Evaluation of Services for Texas Opportunity Youth (ESTOY) project, of data from UT Austin’s Texas Education Research Center (<https://sites.utexas.edu/raymarshallcenter/>). State average is the weighted average of all state districts.

OPPORTUNITY YOUTH & WORKFORCE PRODUCTIVITY IN TEXAS



House District #117
Rep. Philip Cortez



OPPORTUNITY YOUTH IN TEXAS

Young Texans aged 16-24 are crucial to not only our workforce but our economic future, yet **13.1% are neither in school nor working**. These opportunity youth and young adults (OYYA) need support to reconnect and become college or career ready.

In 2025, the Texas Workforce Commission plans to allocate **over \$80 million** in WIOA funds—the primary resource for OYYA—to youth programs. To secure Texas’ prosperity, we must efficiently use these funds and improve coordination among stakeholders to help over one million OYYA reengage in education or employment.

POLICY PRIORITIES

Proposed Policy Recommendations

- **Enhanced Fiscal Transparency:** Require aggregation of existing workforce data for Texans aged 16-24
- **Strategic Planning:** Require local workforce boards to include strategies for engaging OYYA
- **Increased Community Engagement:** Notify workforce officials when subsidized job creation exceeds 100 jobs

Policy Impact

- Improve program evaluation and enable policymakers to make data-driven decisions
- Promote population awareness and consistent, targeted approaches for OYYA needs
- Improve workforce preparation, including job training, childcare, and transportation support

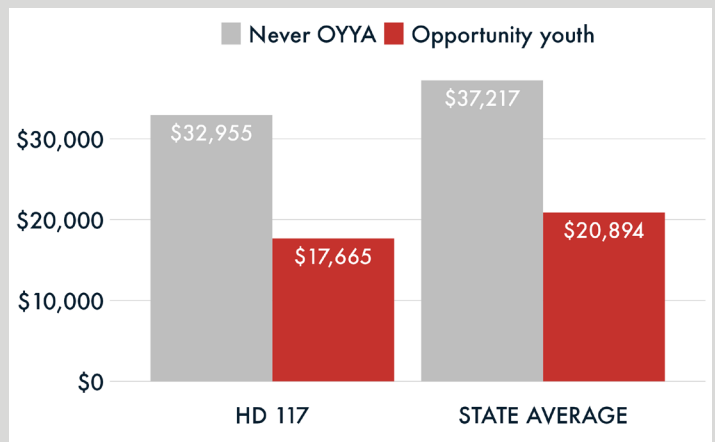
HOUSE DISTRICT #117

3,051 youth ages 16-24 are **not** enrolled in school and **not** working (16%).

Opportunity youth	Count	Percent
Male	1,436	47%
Female	1,615	53%
No health insurance	1,169	38%
No college (age 20-24)	1,535	74%
Parenting	385	13%

IMPACT ON WAGES

On average, youth who experienced disconnection in **HD 1** make **\$15,290** less annually by age 28.

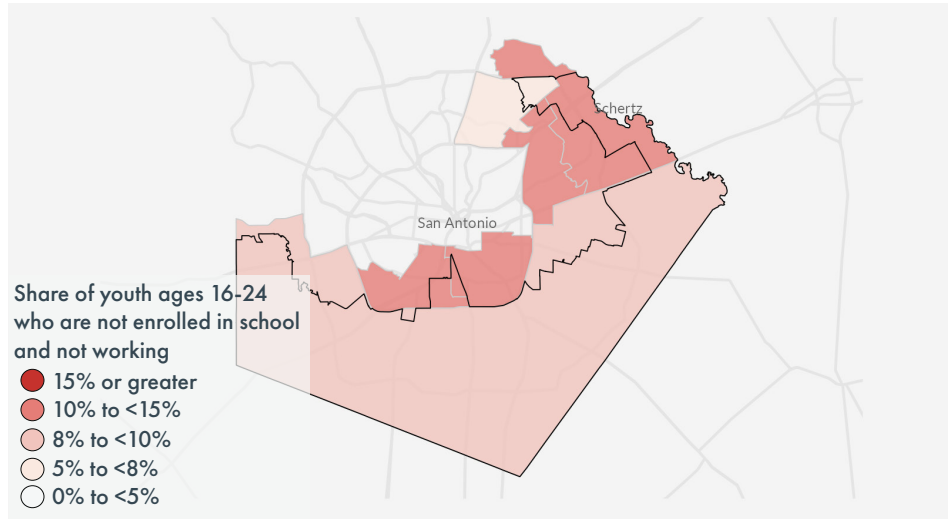


Sources: IPUMS American Community Survey 2018-2022; Wage impact data comes from Ray Marshall Center’s analysis, as part of Evaluation of Services for Texas Opportunity Youth (ESTOY) project, of data from UT Austin’s Texas Education Research Center (<https://sites.utexas.edu/raymarshallcenter/>). State average is the weighted average of all state districts.

OPPORTUNITY YOUTH & WORKFORCE PRODUCTIVITY IN TEXAS



House District #118
Rep. John Lujan



OPPORTUNITY YOUTH IN TEXAS

Young Texans aged 16-24 are crucial to not only our workforce but our economic future, yet **13.1% are neither in school nor working**. These opportunity youth and young adults (OYYA) need support to reconnect and become college or career ready.

In 2025, the Texas Workforce Commission plans to allocate **over \$80 million** in WIOA funds—the primary resource for OYYA—to youth programs. To secure Texas’ prosperity, we must efficiently use these funds and improve coordination among stakeholders to help over one million OYYA reengage in education or employment.

POLICY PRIORITIES

Proposed Policy Recommendations

- **Enhanced Fiscal Transparency:** Require aggregation of existing workforce data for Texans aged 16-24
- **Strategic Planning:** Require local workforce boards to include strategies for engaging OYYA
- **Increased Community Engagement:** Notify workforce officials when subsidized job creation exceeds 100 jobs

Policy Impact

- Improve program evaluation and enable policymakers to make data-driven decisions
- Promote population awareness and consistent, targeted approaches for OYYA needs
- Improve workforce preparation, including job training, childcare, and transportation support

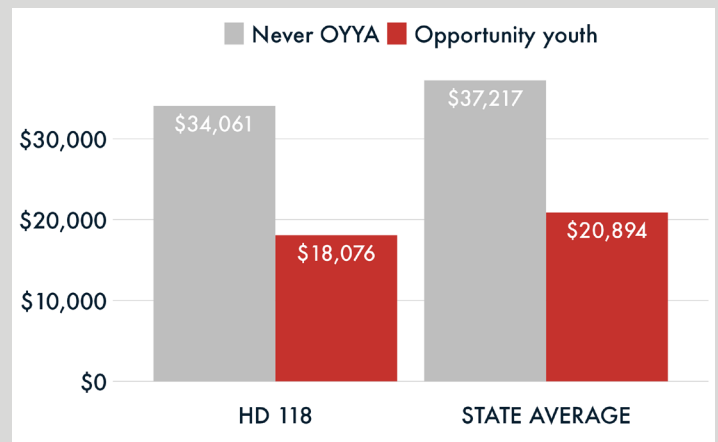
HOUSE DISTRICT #118

2,594 youth ages 16-24 are **not** enrolled in school and **not** working (16%).

Opportunity youth	Count	Percent
Male	1,280	49%
Female	1,314	51%
No health insurance	1,177	45%
No college (age 20-24)	1,370	75%
Parenting	456	18%

IMPACT ON WAGES

On average, youth who experienced disconnection in **HD 1** make **\$15,985** less annually by age 28.

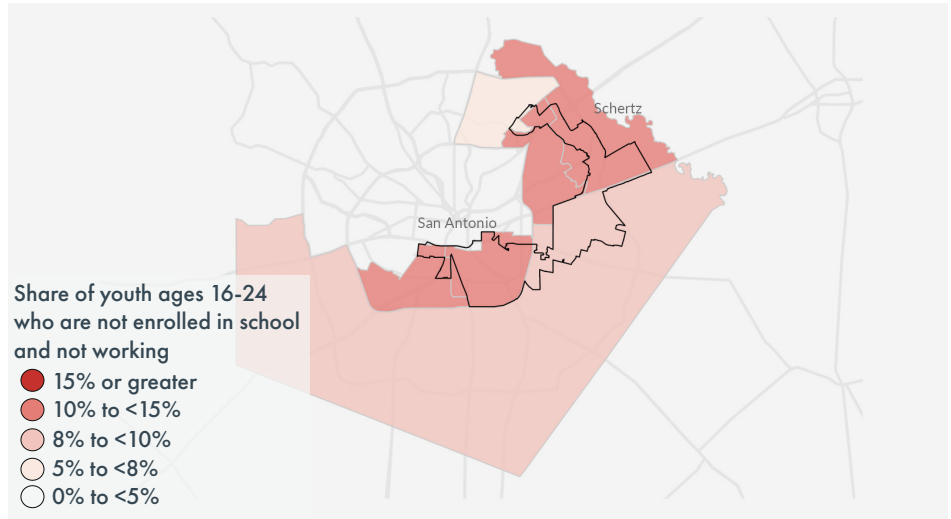


Sources: IPUMS American Community Survey 2018-2022; Wage impact data comes from Ray Marshall Center’s analysis, as part of Evaluation of Services for Texas Opportunity Youth (ESTOY) project, of data from UT Austin’s Texas Education Research Center (<https://sites.utexas.edu/raymarshallcenter/>). State average is the weighted average of all state districts.

OPPORTUNITY YOUTH & WORKFORCE PRODUCTIVITY IN TEXAS



House District #119
Rep. Elizabeth "Liz" Campos



OPPORTUNITY YOUTH IN TEXAS

Young Texans aged 16-24 are crucial to not only our workforce but our economic future, yet **13.1% are neither in school nor working**. These opportunity youth and young adults (OYYA) need support to reconnect and become college or career ready.

In 2025, the Texas Workforce Commission plans to allocate **over \$80 million** in WIOA funds—the primary resource for OYYA—to youth programs. To secure Texas’ prosperity, we must efficiently use these funds and improve coordination among stakeholders to help over one million OYYA reengage in education or employment.

POLICY PRIORITIES

Proposed Policy Recommendations

- **Enhanced Fiscal Transparency:** Require aggregation of existing workforce data for Texans aged 16-24
- **Strategic Planning:** Require local workforce boards to include strategies for engaging OYYA
- **Increased Community Engagement:** Notify workforce officials when subsidized job creation exceeds 100 jobs

Policy Impact

- Improve program evaluation and enable policymakers to make data-driven decisions
- Promote population awareness and consistent, targeted approaches for OYYA needs
- Improve workforce preparation, including job training, childcare, and transportation support

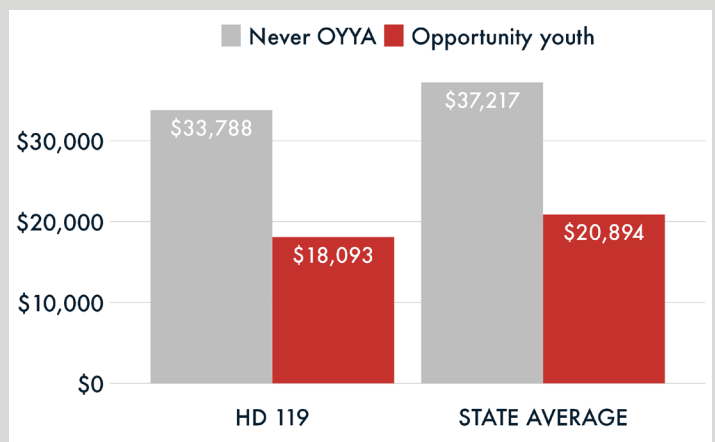
HOUSE DISTRICT #119

2,560 youth ages 16-24 are **not** enrolled in school and **not** working (17%).

Opportunity youth	Count	Percent
Male	1,170	46%
Female	1,390	54%
No health insurance	1,067	42%
No college (age 20-24)	1,425	77%
Parenting	479	19%

IMPACT ON WAGES

On average, youth who experienced disconnection in **HD 1** make **\$15,695** less annually by age 28.

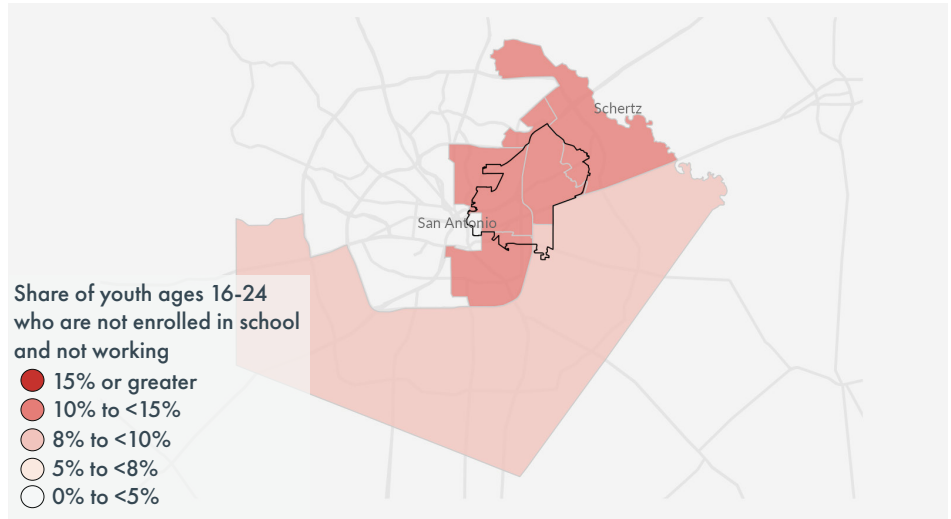


Sources: IPUMS American Community Survey 2018-2022; Wage impact data comes from Ray Marshall Center’s analysis, as part of Evaluation of Services for Texas Opportunity Youth (ESTOY) project, of data from UT Austin’s Texas Education Research Center (<https://sites.utexas.edu/raymarshallcenter/>). State average is the weighted average of all state districts.

OPPORTUNITY YOUTH & WORKFORCE PRODUCTIVITY IN TEXAS



House District #120
Rep. Barbara Gervin-Hawkins



OPPORTUNITY YOUTH IN TEXAS

Young Texans aged 16-24 are crucial to not only our workforce but our economic future, yet **13.1% are neither in school nor working**. These opportunity youth and young adults (OYYA) need support to reconnect and become college or career ready.

In 2025, the Texas Workforce Commission plans to allocate **over \$80 million** in WIOA funds—the primary resource for OYYA—to youth programs. To secure Texas’ prosperity, we must efficiently use these funds and improve coordination among stakeholders to help over one million OYYA reengage in education or employment.

POLICY PRIORITIES

Proposed Policy Recommendations

- **Enhanced Fiscal Transparency:** Require aggregation of existing workforce data for Texans aged 16-24
- **Strategic Planning:** Require local workforce boards to include strategies for engaging OYYA
- **Increased Community Engagement:** Notify workforce officials when subsidized job creation exceeds 100 jobs

Policy Impact

- Improve program evaluation and enable policymakers to make data-driven decisions
- Promote population awareness and consistent, targeted approaches for OYYA needs
- Improve workforce preparation, including job training, childcare, and transportation support

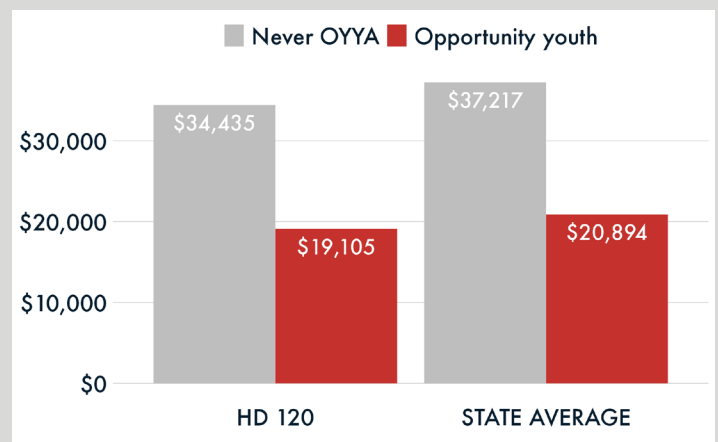
HOUSE DISTRICT #120

2,255 youth ages 16-24 are **not** enrolled in school and **not** working (14%).

Opportunity youth	Count	Percent
Male	1,118	50%
Female	1,137	50%
No health insurance	804	36%
No college (age 20-24)	1,192	72%
Parenting	486	22%

IMPACT ON WAGES

On average, youth who experienced disconnection in **HD 1** make **\$15,330** less annually by age 28.

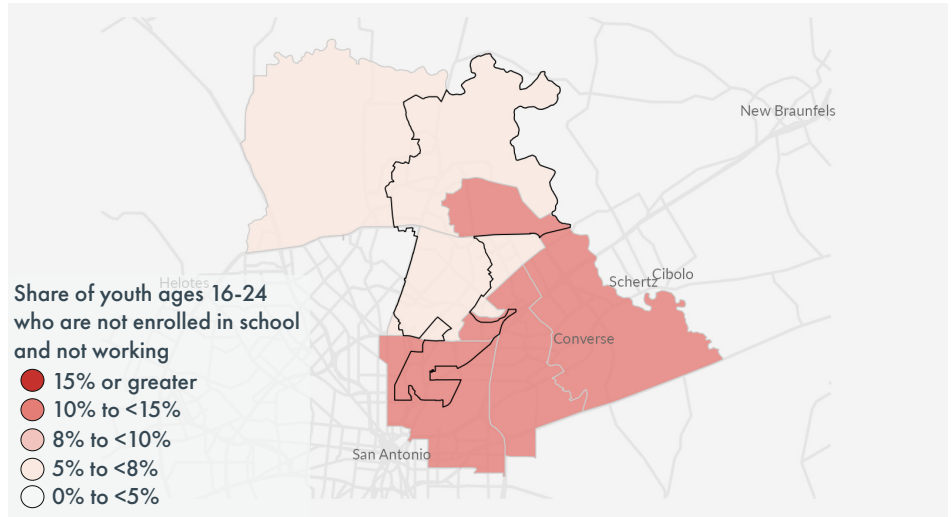


Sources: IPUMS American Community Survey 2018-2022; Wage impact data comes from Ray Marshall Center’s analysis, as part of Evaluation of Services for Texas Opportunity Youth (ESTOY) project, of data from UT Austin’s Texas Education Research Center (<https://sites.utexas.edu/raymarshallcenter/>). State average is the weighted average of all state districts.

OPPORTUNITY YOUTH & WORKFORCE PRODUCTIVITY IN TEXAS



House District #121
Rep. Steve Allison



OPPORTUNITY YOUTH IN TEXAS

Young Texans aged 16-24 are crucial to not only our workforce but our economic future, yet **13.1% are neither in school nor working**. These opportunity youth and young adults (OYYA) need support to reconnect and become college or career ready.

In 2025, the Texas Workforce Commission plans to allocate **over \$80 million** in WIOA funds—the primary resource for OYYA—to youth programs. To secure Texas’ prosperity, we must efficiently use these funds and improve coordination among stakeholders to help over one million OYYA reengage in education or employment.

POLICY PRIORITIES

Proposed Policy Recommendations

- **Enhanced Fiscal Transparency:** Require aggregation of existing workforce data for Texans aged 16-24
- **Strategic Planning:** Require local workforce boards to include strategies for engaging OYYA
- **Increased Community Engagement:** Notify workforce officials when subsidized job creation exceeds 100 jobs

Policy Impact

- Improve program evaluation and enable policymakers to make data-driven decisions
- Promote population awareness and consistent, targeted approaches for OYYA needs
- Improve workforce preparation, including job training, childcare, and transportation support

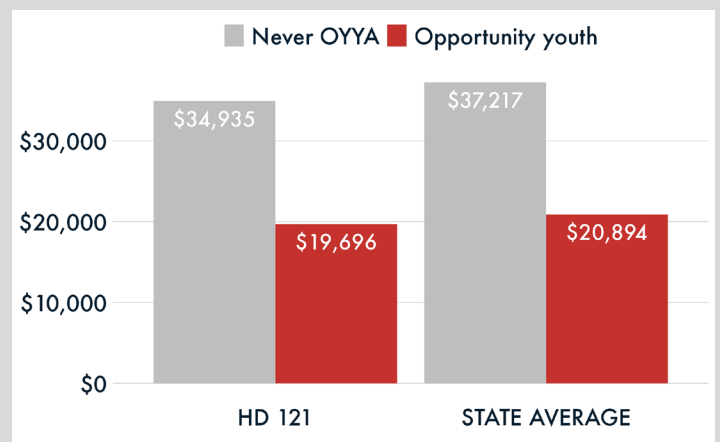
HOUSE DISTRICT #121

1,722 youth ages 16-24 are **not** enrolled in school and **not** working (12%).

Opportunity youth	Count	Percent
Male	921	53%
Female	801	47%
No health insurance	439	25%
No college (age 20-24)	745	56%
Parenting	362	21%

IMPACT ON WAGES

On average, youth who experienced disconnection in **HD 1** make **\$15,239** less annually by age 28.

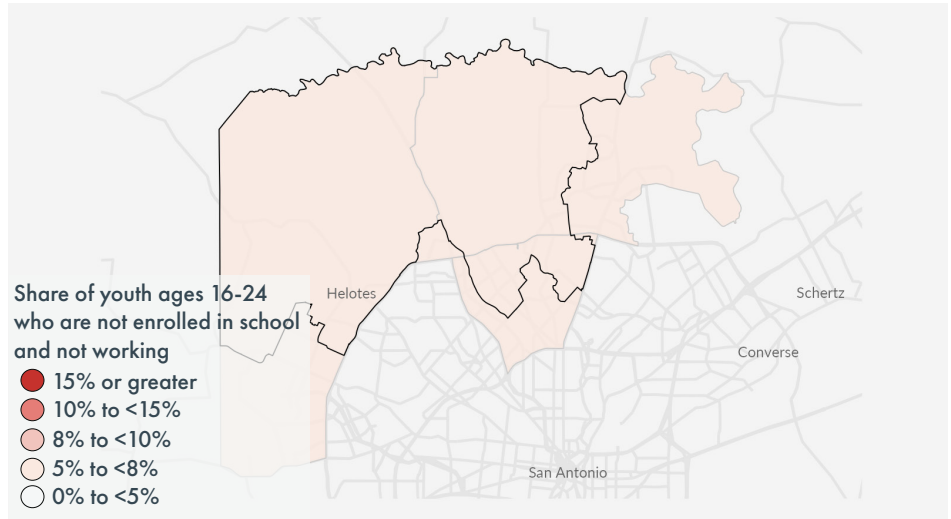


Sources: IPUMS American Community Survey 2018-2022; Wage impact data comes from Ray Marshall Center’s analysis, as part of Evaluation of Services for Texas Opportunity Youth (ESTOY) project, of data from UT Austin’s Texas Education Research Center (<https://sites.utexas.edu/raymarshallcenter/>). State average is the weighted average of all state districts.

OPPORTUNITY YOUTH & WORKFORCE PRODUCTIVITY IN TEXAS



House District #122
Rep. Mark Dorazio



OPPORTUNITY YOUTH IN TEXAS

Young Texans aged 16-24 are crucial to not only our workforce but our economic future, yet **13.1% are neither in school nor working**. These opportunity youth and young adults (OYYA) need support to reconnect and become college or career ready.

In 2025, the Texas Workforce Commission plans to allocate **over \$80 million** in WIOA funds—the primary resource for OYYA—to youth programs. To secure Texas’ prosperity, we must efficiently use these funds and improve coordination among stakeholders to help over one million OYYA reengage in education or employment.

POLICY PRIORITIES

Proposed Policy Recommendations

- **Enhanced Fiscal Transparency:** Require aggregation of existing workforce data for Texans aged 16-24
- **Strategic Planning:** Require local workforce boards to include strategies for engaging OYYA
- **Increased Community Engagement:** Notify workforce officials when subsidized job creation exceeds 100 jobs

Policy Impact

- Improve program evaluation and enable policymakers to make data-driven decisions
- Promote population awareness and consistent, targeted approaches for OYYA needs
- Improve workforce preparation, including job training, childcare, and transportation support

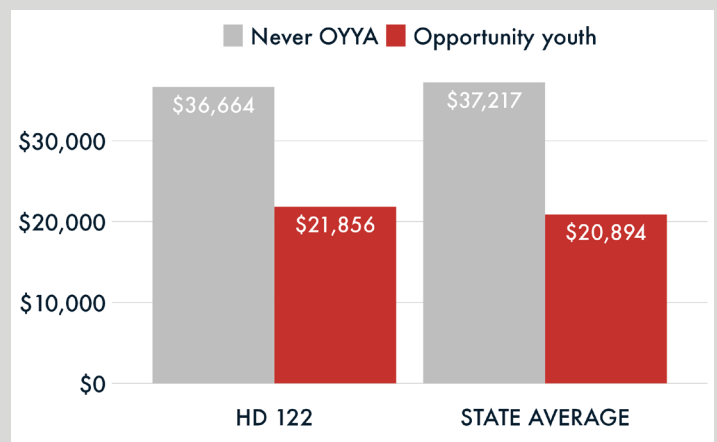
HOUSE DISTRICT #122

2,131 youth ages 16-24 are **not** enrolled in school and **not** working (11%).

Opportunity youth	Count	Percent
Male	1,018	48%
Female	1,112	52%
No health insurance	331	16%
No college (age 20-24)	1,032	66%
Parenting	206	10%

IMPACT ON WAGES

On average, youth who experienced disconnection in **HD 1** make **\$14,808** less annually by age 28.

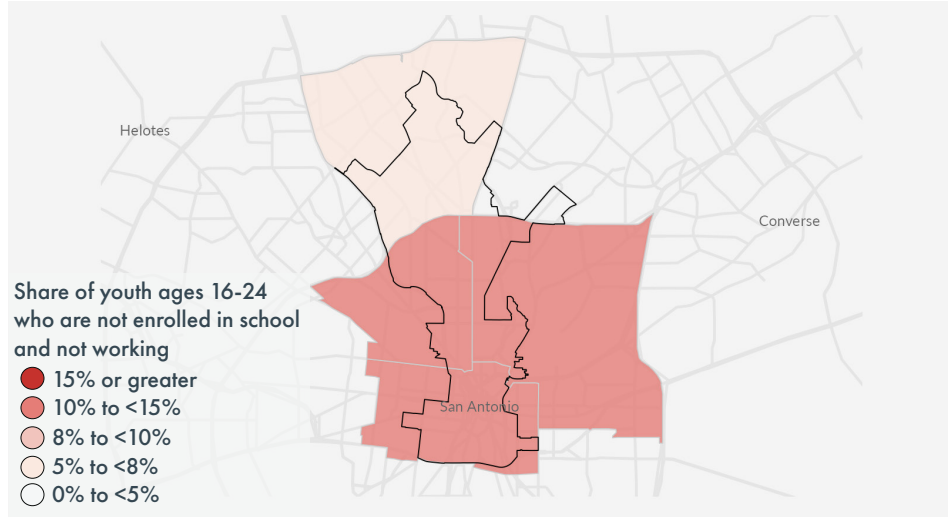


Sources: IPUMS American Community Survey 2018-2022; Wage impact data comes from Ray Marshall Center’s analysis, as part of Evaluation of Services for Texas Opportunity Youth (ESTOY) project, of data from UT Austin’s Texas Education Research Center (<https://sites.utexas.edu/raymarshallcenter/>). State average is the weighted average of all state districts.

OPPORTUNITY YOUTH & WORKFORCE PRODUCTIVITY IN TEXAS



House District #123
Rep. Diego M. Bernal



OPPORTUNITY YOUTH IN TEXAS

Young Texans aged 16-24 are crucial to not only our workforce but our economic future, yet **13.1% are neither in school nor working**. These opportunity youth and young adults (OYYA) need support to reconnect and become college or career ready.

In 2025, the Texas Workforce Commission plans to allocate **over \$80 million** in WIOA funds—the primary resource for OYYA—to youth programs. To secure Texas’ prosperity, we must efficiently use these funds and improve coordination among stakeholders to help over one million OYYA reengage in education or employment.

POLICY PRIORITIES

Proposed Policy Recommendations

- **Enhanced Fiscal Transparency:** Require aggregation of existing workforce data for Texans aged 16-24
- **Strategic Planning:** Require local workforce boards to include strategies for engaging OYYA
- **Increased Community Engagement:** Notify workforce officials when subsidized job creation exceeds 100 jobs

Policy Impact

- Improve program evaluation and enable policymakers to make data-driven decisions
- Promote population awareness and consistent, targeted approaches for OYYA needs
- Improve workforce preparation, including job training, childcare, and transportation support

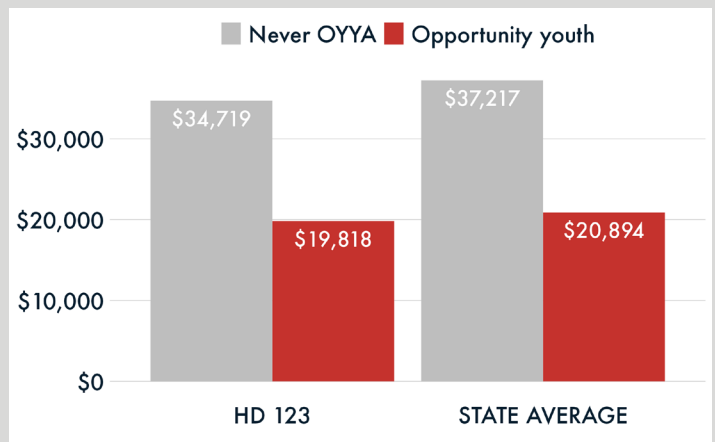
HOUSE DISTRICT #123

2,214 youth ages 16-24 are **not** enrolled in school and **not** working (15%).

Opportunity youth	Count	Percent
Male	1,092	49%
Female	1,123	51%
No health insurance	992	45%
No college (age 20-24)	1,054	72%
Parenting	442	20%

IMPACT ON WAGES

On average, youth who experienced disconnection in **HD 1** make **\$14,901** less annually by age 28.

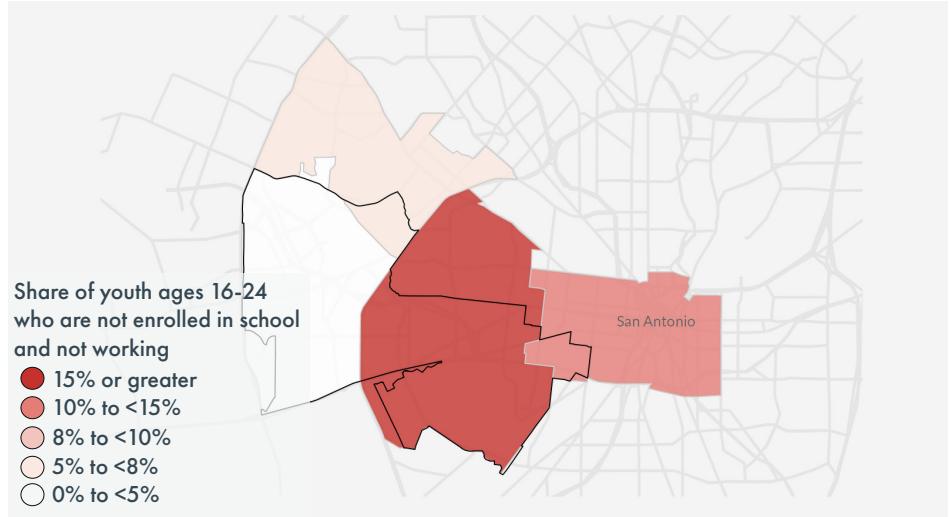


Sources: IPUMS American Community Survey 2018-2022; Wage impact data comes from Ray Marshall Center’s analysis, as part of Evaluation of Services for Texas Opportunity Youth (ESTOY) project, of data from UT Austin’s Texas Education Research Center (<https://sites.utexas.edu/raymarshallcenter/>). State average is the weighted average of all state districts.

OPPORTUNITY YOUTH & WORKFORCE PRODUCTIVITY IN TEXAS



House District #124
Rep. Josey Garcia



OPPORTUNITY YOUTH IN TEXAS

Young Texans aged 16-24 are crucial to not only our workforce but our economic future, yet **13.1% are neither in school nor working**. These opportunity youth and young adults (OYYA) need support to reconnect and become college or career ready.

In 2025, the Texas Workforce Commission plans to allocate **over \$80 million** in WIOA funds—the primary resource for OYYA—to youth programs. To secure Texas’ prosperity, we must efficiently use these funds and improve coordination among stakeholders to help over one million OYYA reengage in education or employment.

POLICY PRIORITIES

Proposed Policy Recommendations

- **Enhanced Fiscal Transparency:** Require aggregation of existing workforce data for Texans aged 16-24
- **Strategic Planning:** Require local workforce boards to include strategies for engaging OYYA
- **Increased Community Engagement:** Notify workforce officials when subsidized job creation exceeds 100 jobs

Policy Impact

- Improve program evaluation and enable policymakers to make data-driven decisions
- Promote population awareness and consistent, targeted approaches for OYYA needs
- Improve workforce preparation, including job training, childcare, and transportation support

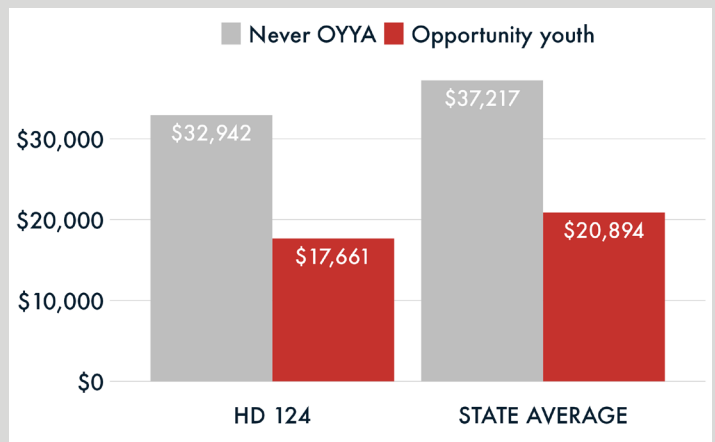
HOUSE DISTRICT #124

2,428 youth ages 16-24 are **not** enrolled in school and **not** working (13%).

Opportunity youth	Count	Percent
Male	1,139	47%
Female	1,289	53%
No health insurance	1,003	41%
No college (age 20-24)	1,239	75%
Parenting	491	20%

IMPACT ON WAGES

On average, youth who experienced disconnection in **HD 1** make **\$15,281** less annually by age 28.



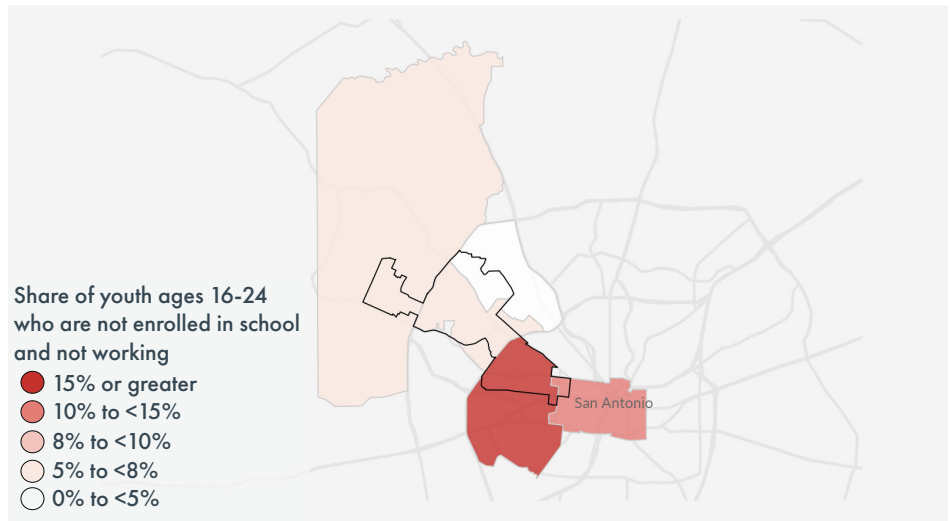
Sources: IPUMS American Community Survey 2018-2022; Wage impact data comes from Ray Marshall Center’s analysis, as part of Evaluation of Services for Texas Opportunity Youth (ESTOY) project, of data from UT Austin’s Texas Education Research Center (<https://sites.utexas.edu/raymarshallcenter/>). State average is the weighted average of all state districts.

OPPORTUNITY YOUTH & WORKFORCE PRODUCTIVITY IN TEXAS



House District #125

Rep. Ray Lopez



OPPORTUNITY YOUTH IN TEXAS

Young Texans aged 16-24 are crucial to not only our workforce but our economic future, yet **13.1% are neither in school nor working**. These opportunity youth and young adults (OYYA) need support to reconnect and become college or career ready.

In 2025, the Texas Workforce Commission plans to allocate **over \$80 million** in WIOA funds—the primary resource for OYYA—to youth programs. To secure Texas’ prosperity, we must efficiently use these funds and improve coordination among stakeholders to help over one million OYYA reengage in education or employment.

POLICY PRIORITIES

Proposed Policy Recommendations

- **Enhanced Fiscal Transparency:** Require aggregation of existing workforce data for Texans aged 16-24
- **Strategic Planning:** Require local workforce boards to include strategies for engaging OYYA
- **Increased Community Engagement:** Notify workforce officials when subsidized job creation exceeds 100 jobs

Policy Impact

- Improve program evaluation and enable policymakers to make data-driven decisions
- Promote population awareness and consistent, targeted approaches for OYYA needs
- Improve workforce preparation, including job training, childcare, and transportation support

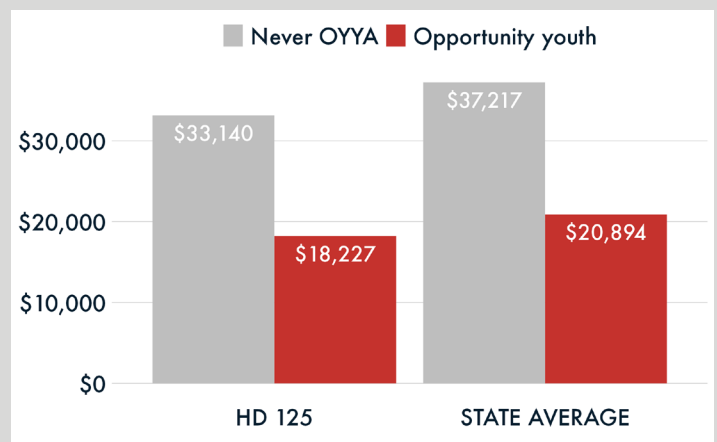
HOUSE DISTRICT #125

2,212 youth ages 16-24 are **not** enrolled in school and **not** working (12%).

Opportunity youth	Count	Percent
Male	1,043	47%
Female	1,169	53%
No health insurance	779	35%
No college (age 20-24)	1,111	77%
Parenting	280	13%

IMPACT ON WAGES

On average, youth who experienced disconnection in **HD 1** make **\$14,913** less annually by age 28.

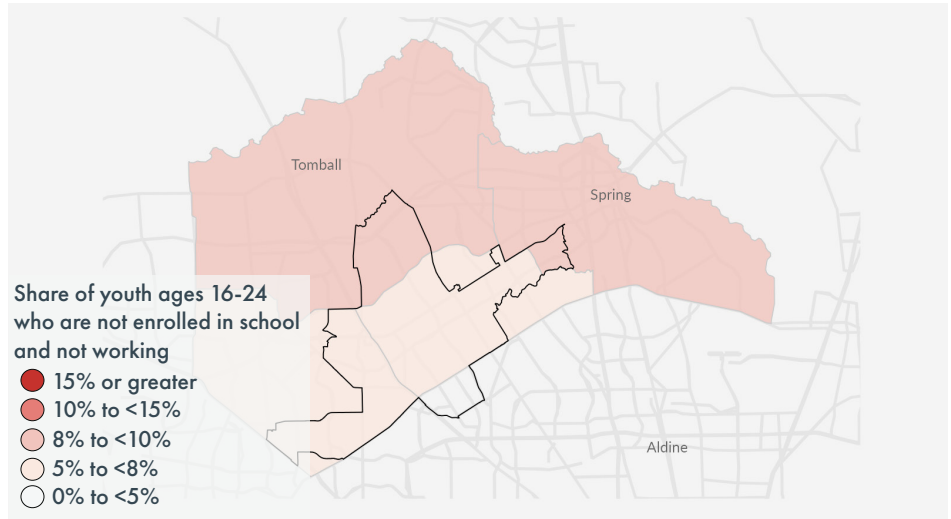


Sources: IPUMS American Community Survey 2018-2022; Wage impact data comes from Ray Marshall Center’s analysis, as part of Evaluation of Services for Texas Opportunity Youth (ESTOY) project, of data from UT Austin’s Texas Education Research Center (<https://sites.utexas.edu/raymarshallcenter/>). State average is the weighted average of all state districts.

OPPORTUNITY YOUTH & WORKFORCE PRODUCTIVITY IN TEXAS



House District #126
Rep. Sam Harless



OPPORTUNITY YOUTH IN TEXAS

Young Texans aged 16-24 are crucial to not only our workforce but our economic future, yet **13.1% are neither in school nor working**. These opportunity youth and young adults (OYYA) need support to reconnect and become college or career ready.

In 2025, the Texas Workforce Commission plans to allocate **over \$80 million** in WIOA funds—the primary resource for OYYA—to youth programs. To secure Texas’ prosperity, we must efficiently use these funds and improve coordination among stakeholders to help over one million OYYA reengage in education or employment.

POLICY PRIORITIES

Proposed Policy Recommendations

- **Enhanced Fiscal Transparency:** Require aggregation of existing workforce data for Texans aged 16-24
- **Strategic Planning:** Require local workforce boards to include strategies for engaging OYYA
- **Increased Community Engagement:** Notify workforce officials when subsidized job creation exceeds 100 jobs

Policy Impact

- Improve program evaluation and enable policymakers to make data-driven decisions
- Promote population awareness and consistent, targeted approaches for OYYA needs
- Improve workforce preparation, including job training, childcare, and transportation support

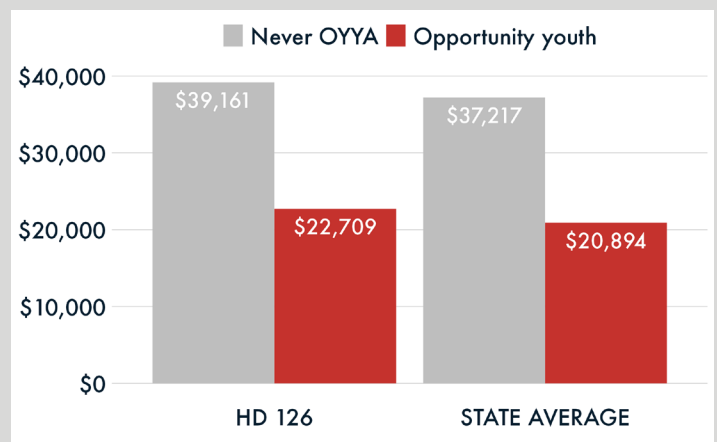
HOUSE DISTRICT #126

2,045 youth ages 16-24 are **not** enrolled in school and **not** working (14%).

Opportunity youth	Count	Percent
Male	1,025	50%
Female	1,020	50%
No health insurance	618	30%
No college (age 20-24)	697	60%
Parenting	146	7%

IMPACT ON WAGES

On average, youth who experienced disconnection in **HD 1** make **\$16,451** less annually by age 28.

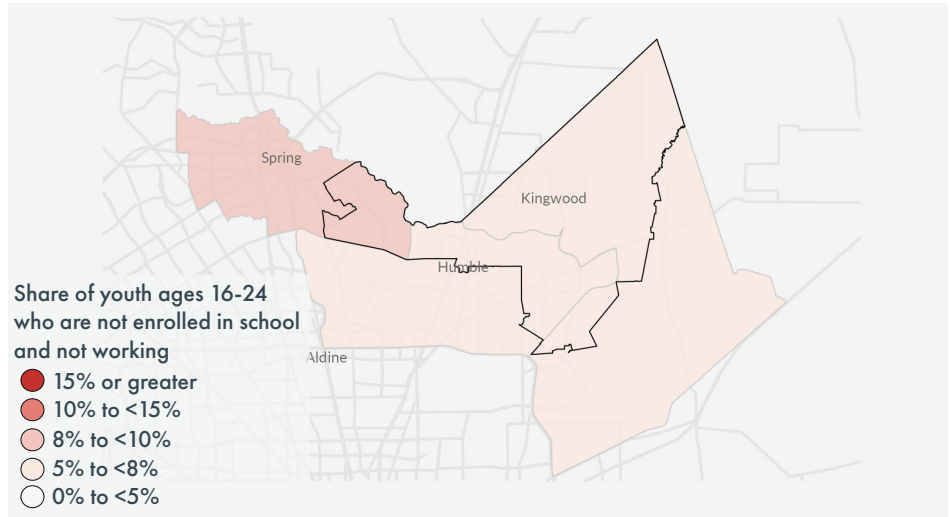


Sources: IPUMS American Community Survey 2018-2022; Wage impact data comes from Ray Marshall Center’s analysis, as part of Evaluation of Services for Texas Opportunity Youth (ESTOY) project, of data from UT Austin’s Texas Education Research Center (<https://sites.utexas.edu/raymarshallcenter/>). State average is the weighted average of all state districts.

OPPORTUNITY YOUTH & WORKFORCE PRODUCTIVITY IN TEXAS



House District #127
Rep. Charles Cunningham



OPPORTUNITY YOUTH IN TEXAS

Young Texans aged 16-24 are crucial to not only our workforce but our economic future, yet **13.1% are neither in school nor working**. These opportunity youth and young adults (OYYA) need support to reconnect and become college or career ready.

In 2025, the Texas Workforce Commission plans to allocate **over \$80 million** in WIOA funds—the primary resource for OYYA—to youth programs. To secure Texas’ prosperity, we must efficiently use these funds and improve coordination among stakeholders to help over one million OYYA reengage in education or employment.

POLICY PRIORITIES

Proposed Policy Recommendations

- **Enhanced Fiscal Transparency:** Require aggregation of existing workforce data for Texans aged 16-24
- **Strategic Planning:** Require local workforce boards to include strategies for engaging OYYA
- **Increased Community Engagement:** Notify workforce officials when subsidized job creation exceeds 100 jobs

Policy Impact

- Improve program evaluation and enable policymakers to make data-driven decisions
- Promote population awareness and consistent, targeted approaches for OYYA needs
- Improve workforce preparation, including job training, childcare, and transportation support

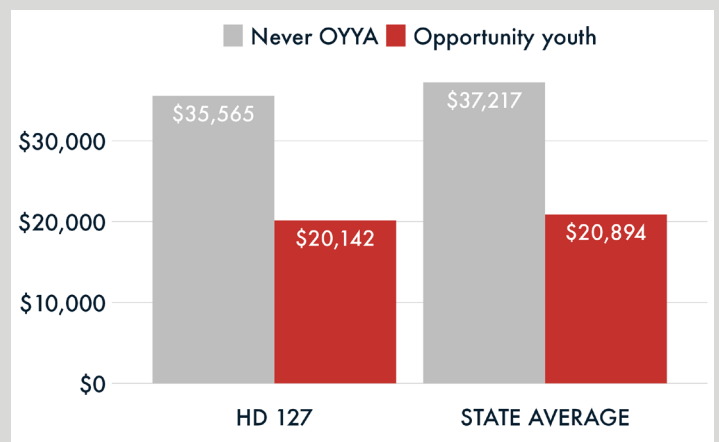
HOUSE DISTRICT #127

2,101 youth ages 16-24 are **not** enrolled in school and **not** working (13%).

Opportunity youth	Count	Percent
Male	1,139	54%
Female	962	46%
No health insurance	909	43%
No college (age 20-24)	1,172	80%
Parenting	365	17%

IMPACT ON WAGES

On average, youth who experienced disconnection in **HD 1** make **\$15,423** less annually by age 28.

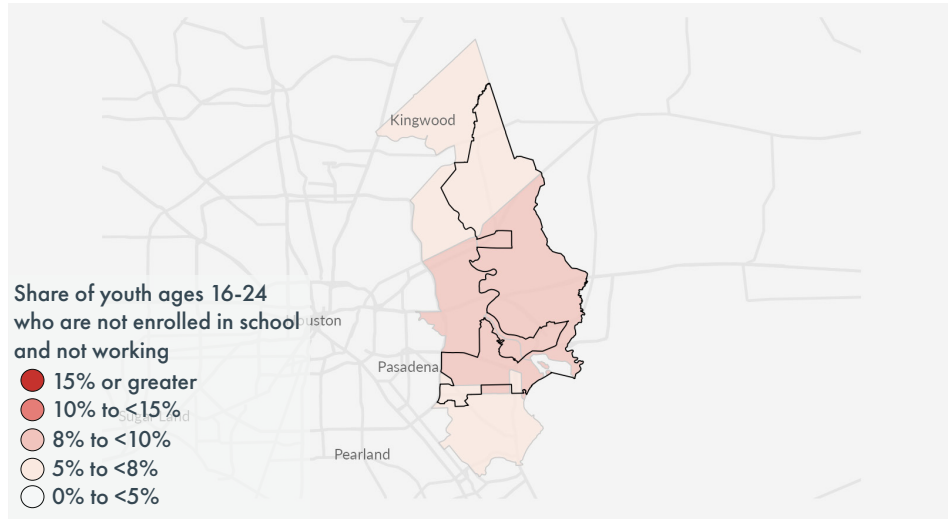


Sources: IPUMS American Community Survey 2018-2022; Wage impact data comes from Ray Marshall Center’s analysis, as part of Evaluation of Services for Texas Opportunity Youth (ESTOY) project, of data from UT Austin’s Texas Education Research Center (<https://sites.utexas.edu/raymarshallcenter/>). State average is the weighted average of all state districts.

OPPORTUNITY YOUTH & WORKFORCE PRODUCTIVITY IN TEXAS



House District #128
Rep. Briscoe Cain



OPPORTUNITY YOUTH IN TEXAS

Young Texans aged 16-24 are crucial to not only our workforce but our economic future, yet **13.1% are neither in school nor working**. These opportunity youth and young adults (OYYA) need support to reconnect and become college or career ready.

In 2025, the Texas Workforce Commission plans to allocate **over \$80 million** in WIOA funds—the primary resource for OYYA—to youth programs. To secure Texas’ prosperity, we must efficiently use these funds and improve coordination among stakeholders to help over one million OYYA reengage in education or employment.

POLICY PRIORITIES

Proposed Policy Recommendations

- **Enhanced Fiscal Transparency:** Require aggregation of existing workforce data for Texans aged 16-24
- **Strategic Planning:** Require local workforce boards to include strategies for engaging OYYA
- **Increased Community Engagement:** Notify workforce officials when subsidized job creation exceeds 100 jobs

Policy Impact

- Improve program evaluation and enable policymakers to make data-driven decisions
- Promote population awareness and consistent, targeted approaches for OYYA needs
- Improve workforce preparation, including job training, childcare, and transportation support

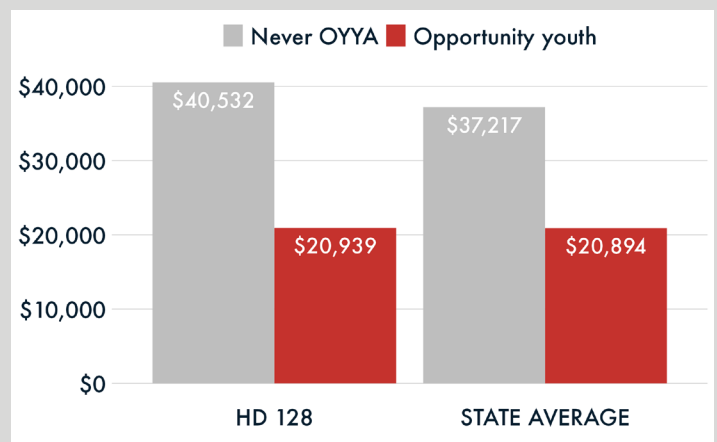
HOUSE DISTRICT #128

2,076 youth ages 16-24 are **not** enrolled in school and **not** working (14%).

Opportunity youth	Count	Percent
Male	897	43%
Female	1,179	57%
No health insurance	865	42%
No college (age 20-24)	1,119	74%
Parenting	475	23%

IMPACT ON WAGES

On average, youth who experienced disconnection in **HD 1** make **\$19,593** less annually by age 28.

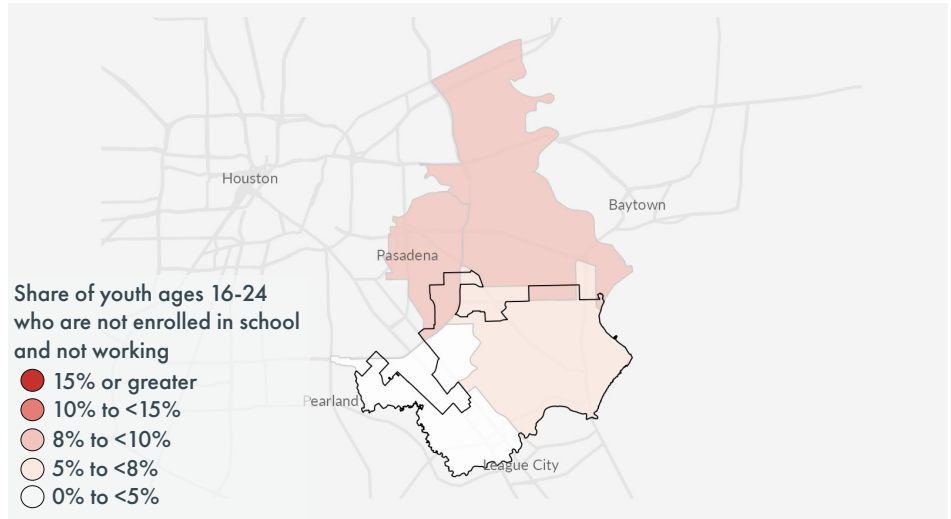


Sources: IPUMS American Community Survey 2018-2022; Wage impact data comes from Ray Marshall Center’s analysis, as part of Evaluation of Services for Texas Opportunity Youth (ESTOY) project, of data from UT Austin’s Texas Education Research Center (<https://sites.utexas.edu/raymarshallcenter/>). State average is the weighted average of all state districts.

OPPORTUNITY YOUTH & WORKFORCE PRODUCTIVITY IN TEXAS



House District #129
Rep. Dennis Paul



OPPORTUNITY YOUTH IN TEXAS

Young Texans aged 16-24 are crucial to not only our workforce but our economic future, yet **13.1% are neither in school nor working**. These opportunity youth and young adults (OYYA) need support to reconnect and become college or career ready.

In 2025, the Texas Workforce Commission plans to allocate **over \$80 million** in WIOA funds—the primary resource for OYYA—to youth programs. To secure Texas’ prosperity, we must efficiently use these funds and improve coordination among stakeholders to help over one million OYYA reengage in education or employment.

POLICY PRIORITIES

Proposed Policy Recommendations

- **Enhanced Fiscal Transparency:** Require aggregation of existing workforce data for Texans aged 16-24
- **Strategic Planning:** Require local workforce boards to include strategies for engaging OYYA
- **Increased Community Engagement:** Notify workforce officials when subsidized job creation exceeds 100 jobs

Policy Impact

- Improve program evaluation and enable policymakers to make data-driven decisions
- Promote population awareness and consistent, targeted approaches for OYYA needs
- Improve workforce preparation, including job training, childcare, and transportation support

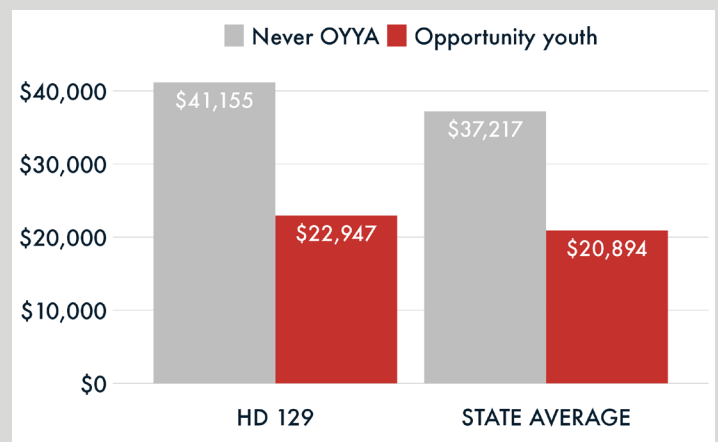
HOUSE DISTRICT #129

1,628 youth ages 16-24 are **not** enrolled in school and **not** working (11%).

Opportunity youth	Count	Percent
Male	837	51%
Female	791	49%
No health insurance	700	43%
No college (age 20-24)	810	66%
Parenting	248	15%

IMPACT ON WAGES

On average, youth who experienced disconnection in **HD 1** make **\$18,207** less annually by age 28.

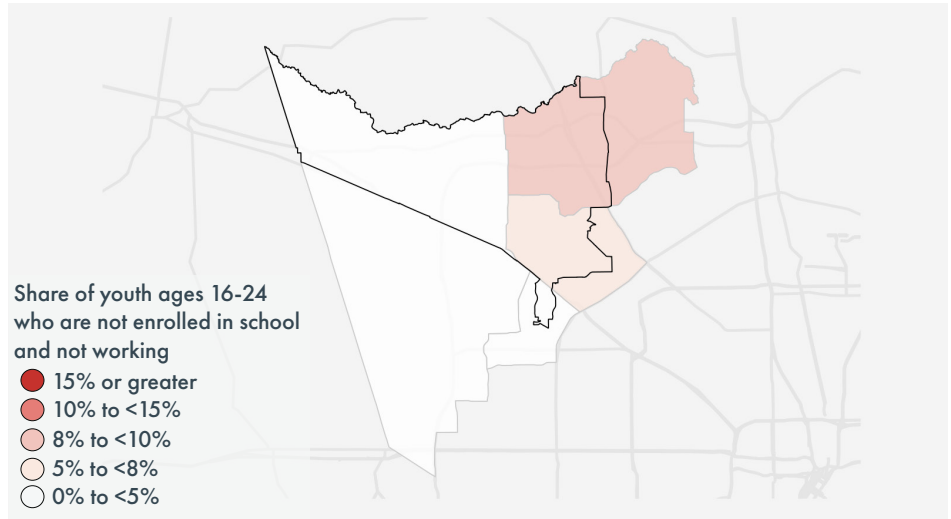


Sources: IPUMS American Community Survey 2018-2022; Wage impact data comes from Ray Marshall Center’s analysis, as part of Evaluation of Services for Texas Opportunity Youth (ESTOY) project, of data from UT Austin’s Texas Education Research Center (<https://sites.utexas.edu/raymarshallcenter/>). State average is the weighted average of all state districts.

OPPORTUNITY YOUTH & WORKFORCE PRODUCTIVITY IN TEXAS



House District #130
Rep. Tom Oliverson



OPPORTUNITY YOUTH IN TEXAS

Young Texans aged 16-24 are crucial to not only our workforce but our economic future, yet **13.1% are neither in school nor working**. These opportunity youth and young adults (OYYA) need support to reconnect and become college or career ready.

In 2025, the Texas Workforce Commission plans to allocate **over \$80 million** in WIOA funds—the primary resource for OYYA—to youth programs. To secure Texas’ prosperity, we must efficiently use these funds and improve coordination among stakeholders to help over one million OYYA reengage in education or employment.

POLICY PRIORITIES

Proposed Policy Recommendations

- **Enhanced Fiscal Transparency:** Require aggregation of existing workforce data for Texans aged 16-24
- **Strategic Planning:** Require local workforce boards to include strategies for engaging OYYA
- **Increased Community Engagement:** Notify workforce officials when subsidized job creation exceeds 100 jobs

Policy Impact

- Improve program evaluation and enable policymakers to make data-driven decisions
- Promote population awareness and consistent, targeted approaches for OYYA needs
- Improve workforce preparation, including job training, childcare, and transportation support

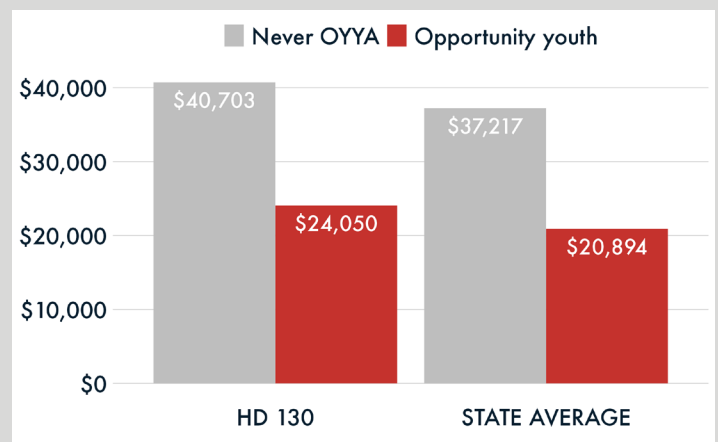
HOUSE DISTRICT #130

1,949 youth ages 16-24 are **not** enrolled in school and **not** working (12%).

Opportunity youth	Count	Percent
Male	1,067	55%
Female	883	45%
No health insurance	709	36%
No college (age 20-24)	823	60%
Parenting	60	3%

IMPACT ON WAGES

On average, youth who experienced disconnection in **HD 1** make **\$16,653** less annually by age 28.

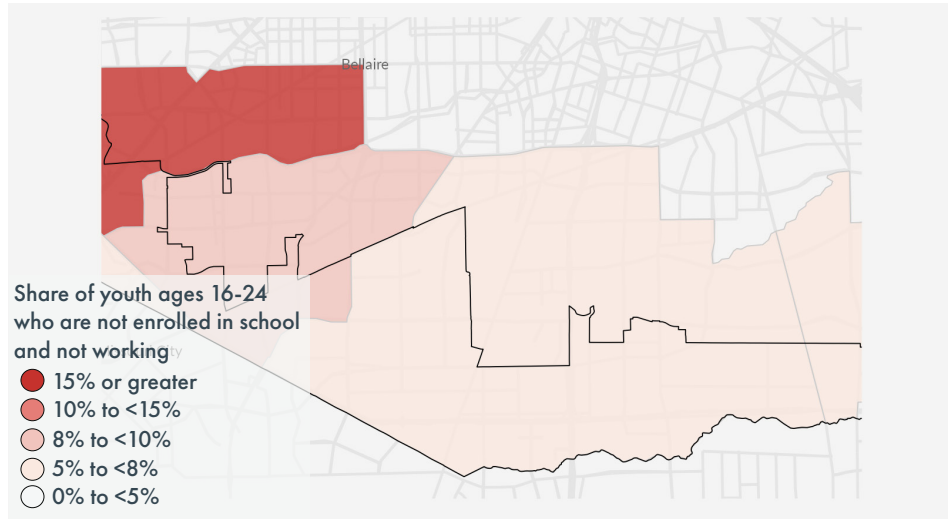


Sources: IPUMS American Community Survey 2018-2022; Wage impact data comes from Ray Marshall Center’s analysis, as part of Evaluation of Services for Texas Opportunity Youth (ESTOY) project, of data from UT Austin’s Texas Education Research Center (<https://sites.utexas.edu/raymarshallcenter/>). State average is the weighted average of all state districts.

OPPORTUNITY YOUTH & WORKFORCE PRODUCTIVITY IN TEXAS



House District #131
Rep. Alma A. Allen



OPPORTUNITY YOUTH IN TEXAS

Young Texans aged 16-24 are crucial to not only our workforce but our economic future, yet **13.1% are neither in school nor working**. These opportunity youth and young adults (OYYA) need support to reconnect and become college or career ready.

In 2025, the Texas Workforce Commission plans to allocate **over \$80 million** in WIOA funds—the primary resource for OYYA—to youth programs. To secure Texas’ prosperity, we must efficiently use these funds and improve coordination among stakeholders to help over one million OYYA reengage in education or employment.

POLICY PRIORITIES

Proposed Policy Recommendations

- **Enhanced Fiscal Transparency:** Require aggregation of existing workforce data for Texans aged 16-24
- **Strategic Planning:** Require local workforce boards to include strategies for engaging OYYA
- **Increased Community Engagement:** Notify workforce officials when subsidized job creation exceeds 100 jobs

Policy Impact

- Improve program evaluation and enable policymakers to make data-driven decisions
- Promote population awareness and consistent, targeted approaches for OYYA needs
- Improve workforce preparation, including job training, childcare, and transportation support

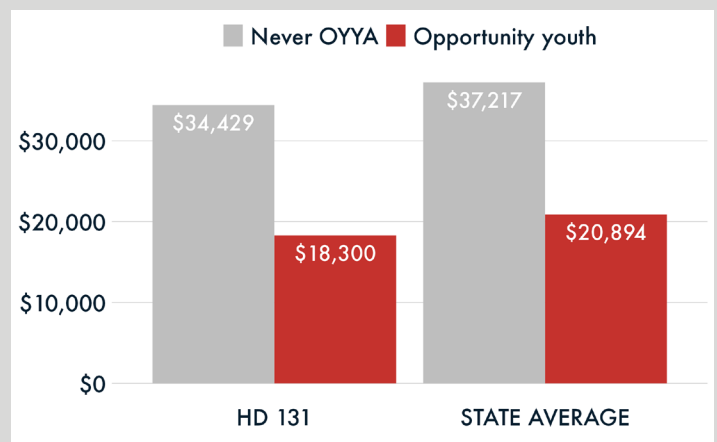
HOUSE DISTRICT #131

2,242 youth ages 16-24 are **not** enrolled in school and **not** working (15%).

Opportunity youth	Count	Percent
Male	1,042	46%
Female	1,200	54%
No health insurance	1,220	54%
No college (age 20-24)	1,069	66%
Parenting	372	17%

IMPACT ON WAGES

On average, youth who experienced disconnection in **HD 1** make **\$16,129** less annually by age 28.

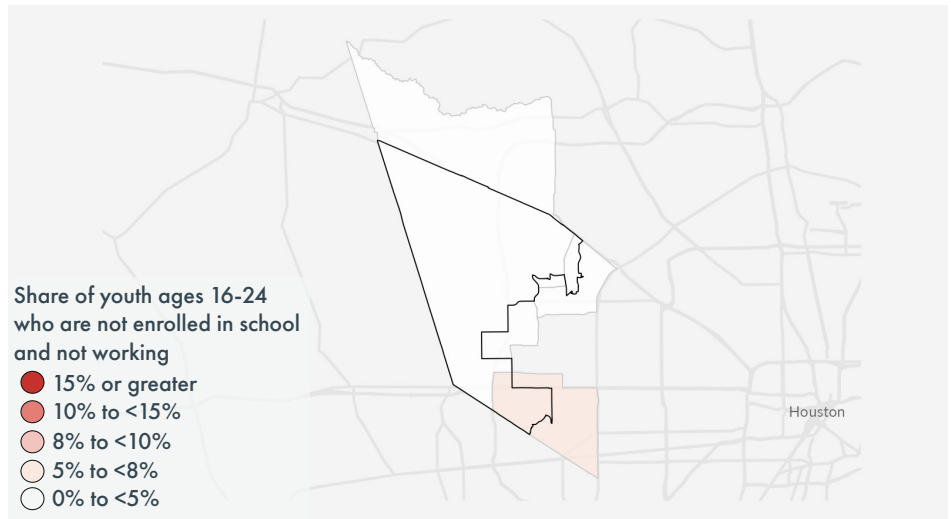


Sources: IPUMS American Community Survey 2018-2022; Wage impact data comes from Ray Marshall Center’s analysis, as part of Evaluation of Services for Texas Opportunity Youth (ESTOY) project, of data from UT Austin’s Texas Education Research Center (<https://sites.utexas.edu/raymarshallcenter/>). State average is the weighted average of all state districts.

OPPORTUNITY YOUTH & WORKFORCE PRODUCTIVITY IN TEXAS



House District #132
Rep. Mike Schofield



OPPORTUNITY YOUTH IN TEXAS

Young Texans aged 16-24 are crucial to not only our workforce but our economic future, yet **13.1% are neither in school nor working**. These opportunity youth and young adults (OYYA) need support to reconnect and become college or career ready.

In 2025, the Texas Workforce Commission plans to allocate **over \$80 million** in WIOA funds—the primary resource for OYYA—to youth programs. To secure Texas’ prosperity, we must efficiently use these funds and improve coordination among stakeholders to help over one million OYYA reengage in education or employment.

POLICY PRIORITIES

Proposed Policy Recommendations

- **Enhanced Fiscal Transparency:** Require aggregation of existing workforce data for Texans aged 16-24
- **Strategic Planning:** Require local workforce boards to include strategies for engaging OYYA
- **Increased Community Engagement:** Notify workforce officials when subsidized job creation exceeds 100 jobs

Policy Impact

- Improve program evaluation and enable policymakers to make data-driven decisions
- Promote population awareness and consistent, targeted approaches for OYYA needs
- Improve workforce preparation, including job training, childcare, and transportation support

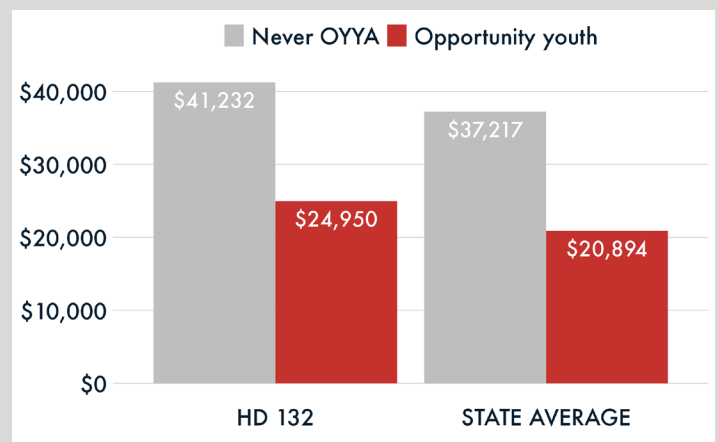
HOUSE DISTRICT #132

1,402 youth ages 16-24 are **not** enrolled in school and **not** working (9%).

Opportunity youth	Count	Percent
Male	757	54%
Female	645	46%
No health insurance	585	42%
No college (age 20-24)	570	67%
Parenting	39	3%

IMPACT ON WAGES

On average, youth who experienced disconnection in **HD 1** make **\$16,282** less annually by age 28.

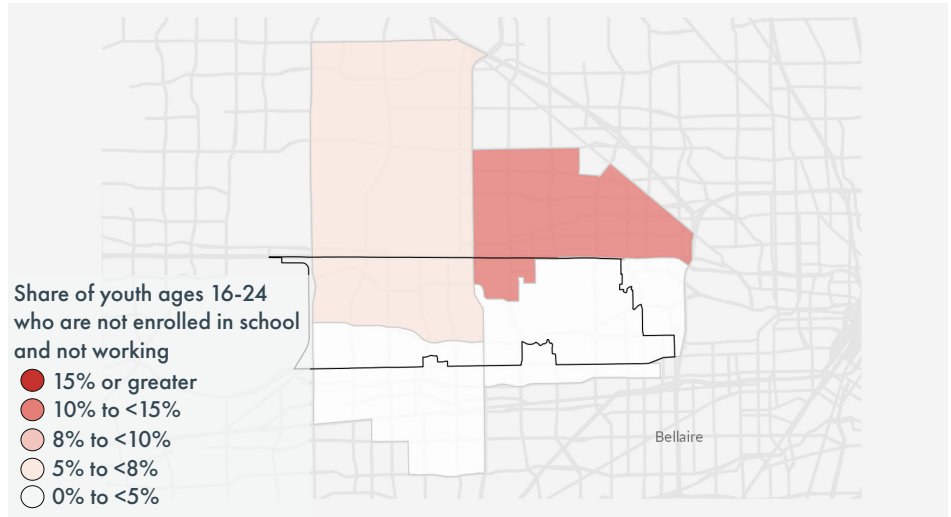


Sources: IPUMS American Community Survey 2018-2022; Wage impact data comes from Ray Marshall Center’s analysis, as part of Evaluation of Services for Texas Opportunity Youth (ESTOY) project, of data from UT Austin’s Texas Education Research Center (<https://sites.utexas.edu/raymarshallcenter/>). State average is the weighted average of all state districts.

OPPORTUNITY YOUTH & WORKFORCE PRODUCTIVITY IN TEXAS



House District #133
Rep. Mano DeAyala



OPPORTUNITY YOUTH IN TEXAS

Young Texans aged 16-24 are crucial to not only our workforce but our economic future, yet **13.1% are neither in school nor working**. These opportunity youth and young adults (OYYA) need support to reconnect and become college or career ready.

In 2025, the Texas Workforce Commission plans to allocate **over \$80 million** in WIOA funds—the primary resource for OYYA—to youth programs. To secure Texas’ prosperity, we must efficiently use these funds and improve coordination among stakeholders to help over one million OYYA reengage in education or employment.

POLICY PRIORITIES

Proposed Policy Recommendations

- **Enhanced Fiscal Transparency:** Require aggregation of existing workforce data for Texans aged 16-24
- **Strategic Planning:** Require local workforce boards to include strategies for engaging OYYA
- **Increased Community Engagement:** Notify workforce officials when subsidized job creation exceeds 100 jobs

Policy Impact

- Improve program evaluation and enable policymakers to make data-driven decisions
- Promote population awareness and consistent, targeted approaches for OYYA needs
- Improve workforce preparation, including job training, childcare, and transportation support

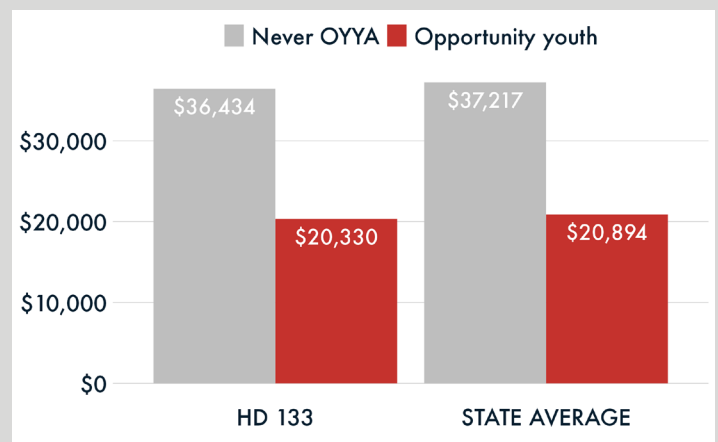
HOUSE DISTRICT #133

1,329 youth ages 16-24 are **not** enrolled in school and **not** working (10%).

Opportunity youth	Count	Percent
Male	626	47%
Female	704	53%
No health insurance	579	44%
No college (age 20-24)	534	64%
Parenting	203	15%

IMPACT ON WAGES

On average, youth who experienced disconnection in **HD 1** make **\$16,104** less annually by age 28.

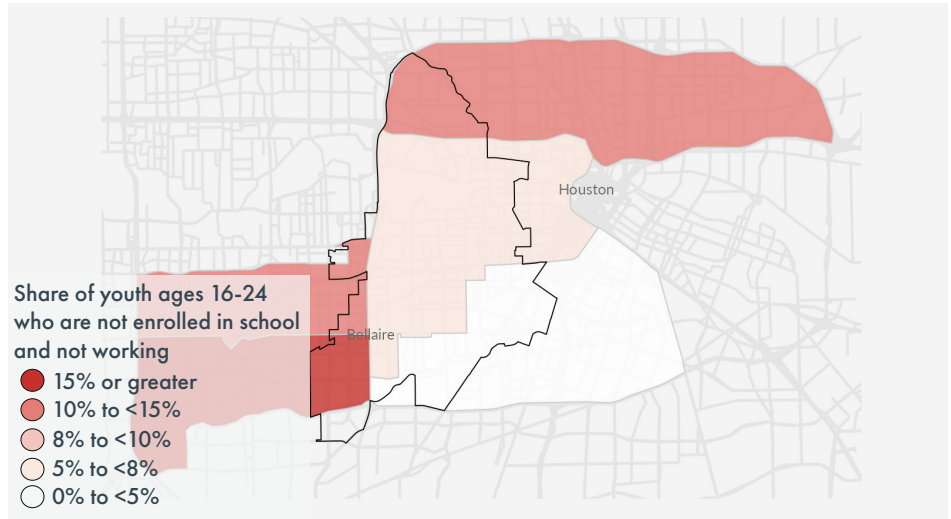


Sources: IPUMS American Community Survey 2018-2022; Wage impact data comes from Ray Marshall Center’s analysis, as part of Evaluation of Services for Texas Opportunity Youth (ESTOY) project, of data from UT Austin’s Texas Education Research Center (<https://sites.utexas.edu/raymarshallcenter/>). State average is the weighted average of all state districts.

OPPORTUNITY YOUTH & WORKFORCE PRODUCTIVITY IN TEXAS



House District #134
Rep. Ann Johnson



OPPORTUNITY YOUTH IN TEXAS

Young Texans aged 16-24 are crucial to not only our workforce but our economic future, yet **13.1% are neither in school nor working**. These opportunity youth and young adults (OYYA) need support to reconnect and become college or career ready.

In 2025, the Texas Workforce Commission plans to allocate **over \$80 million** in WIOA funds—the primary resource for OYYA—to youth programs. To secure Texas’ prosperity, we must efficiently use these funds and improve coordination among stakeholders to help over one million OYYA reengage in education or employment.

POLICY PRIORITIES

Proposed Policy Recommendations

- **Enhanced Fiscal Transparency:** Require aggregation of existing workforce data for Texans aged 16-24
- **Strategic Planning:** Require local workforce boards to include strategies for engaging OYYA
- **Increased Community Engagement:** Notify workforce officials when subsidized job creation exceeds 100 jobs

Policy Impact

- Improve program evaluation and enable policymakers to make data-driven decisions
- Promote population awareness and consistent, targeted approaches for OYYA needs
- Improve workforce preparation, including job training, childcare, and transportation support

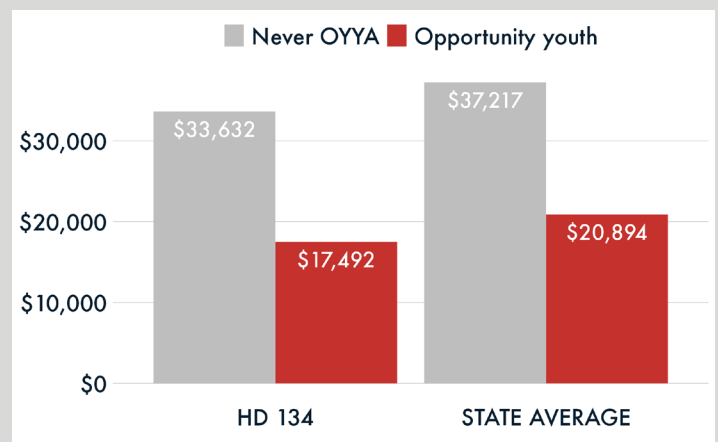
HOUSE DISTRICT #134

1,390 youth ages 16-24 are **not** enrolled in school and **not** working (7%).

Opportunity youth	Count	Percent
Male	509	37%
Female	881	63%
No health insurance	510	37%
No college (age 20-24)	585	51%
Parenting	334	24%

IMPACT ON WAGES

On average, youth who experienced disconnection in **HD 1** make **\$16,140** less annually by age 28.

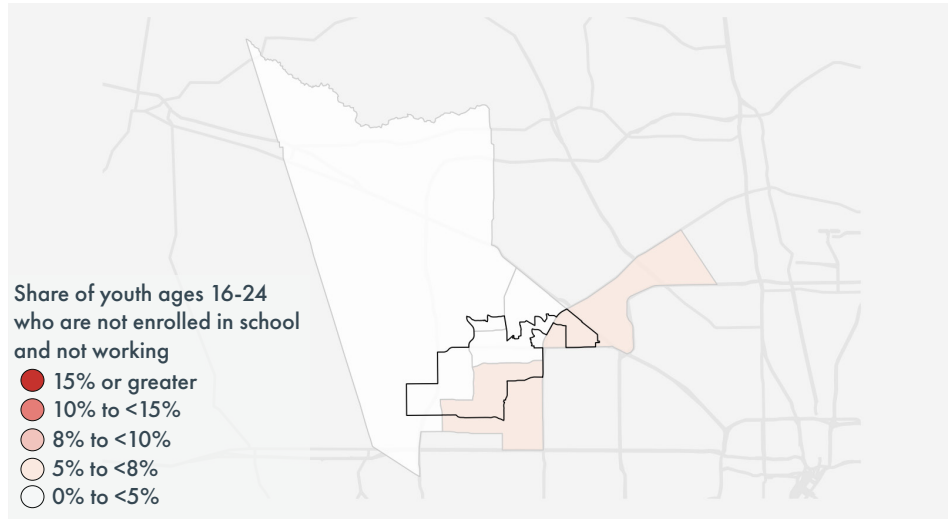


Sources: IPUMS American Community Survey 2018-2022; Wage impact data comes from Ray Marshall Center’s analysis, as part of Evaluation of Services for Texas Opportunity Youth (ESTOY) project, of data from UT Austin’s Texas Education Research Center (<https://sites.utexas.edu/raymarshallcenter/>). State average is the weighted average of all state districts.

OPPORTUNITY YOUTH & WORKFORCE PRODUCTIVITY IN TEXAS



House District #135
Rep. Jon E. Rosenthal



OPPORTUNITY YOUTH IN TEXAS

Young Texans aged 16-24 are crucial to not only our workforce but our economic future, yet **13.1% are neither in school nor working**. These opportunity youth and young adults (OYYA) need support to reconnect and become college or career ready.

In 2025, the Texas Workforce Commission plans to allocate **over \$80 million** in WIOA funds—the primary resource for OYYA—to youth programs. To secure Texas’ prosperity, we must efficiently use these funds and improve coordination among stakeholders to help over one million OYYA reengage in education or employment.

POLICY PRIORITIES

Proposed Policy Recommendations

- **Enhanced Fiscal Transparency:** Require aggregation of existing workforce data for Texans aged 16-24
- **Strategic Planning:** Require local workforce boards to include strategies for engaging OYYA
- **Increased Community Engagement:** Notify workforce officials when subsidized job creation exceeds 100 jobs

Policy Impact

- Improve program evaluation and enable policymakers to make data-driven decisions
- Promote population awareness and consistent, targeted approaches for OYYA needs
- Improve workforce preparation, including job training, childcare, and transportation support

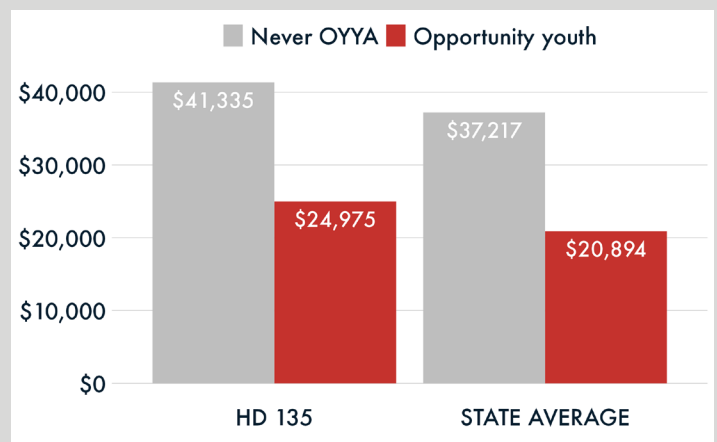
HOUSE DISTRICT #135

1,629 youth ages 16-24 are **not** enrolled in school and **not** working (11%).

Opportunity youth	Count	Percent
Male	982	60%
Female	647	40%
No health insurance	625	38%
No college (age 20-24)	573	72%
Parenting	81	5%

IMPACT ON WAGES

On average, youth who experienced disconnection in **HD 1** make **\$16,360** less annually by age 28.

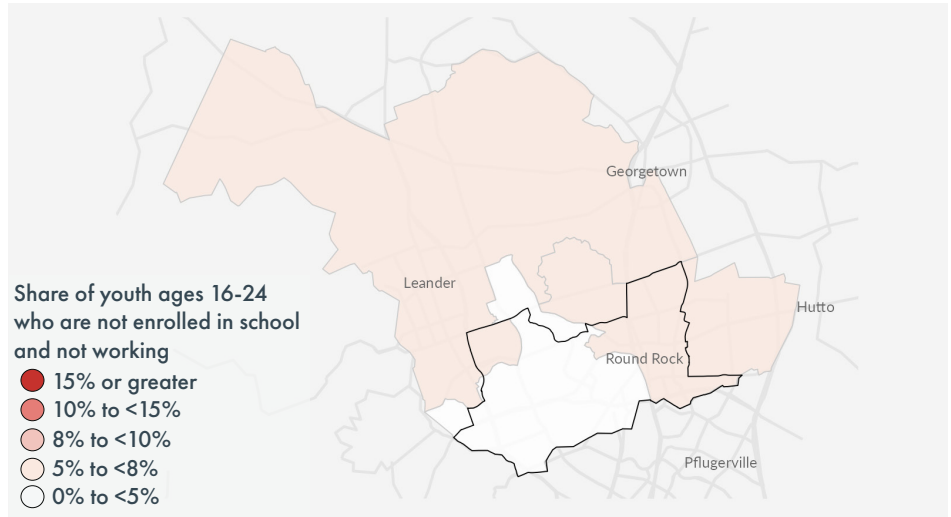


Sources: IPUMS American Community Survey 2018-2022; Wage impact data comes from Ray Marshall Center’s analysis, as part of Evaluation of Services for Texas Opportunity Youth (ESTOY) project, of data from UT Austin’s Texas Education Research Center (<https://sites.utexas.edu/raymarshallcenter/>). State average is the weighted average of all state districts.

OPPORTUNITY YOUTH & WORKFORCE PRODUCTIVITY IN TEXAS



House District #136
Rep. John H. Bucy III



OPPORTUNITY YOUTH IN TEXAS

Young Texans aged 16-24 are crucial to not only our workforce but our economic future, yet **13.1% are neither in school nor working**. These opportunity youth and young adults (OYYA) need support to reconnect and become college or career ready.

In 2025, the Texas Workforce Commission plans to allocate **over \$80 million** in WIOA funds—the primary resource for OYYA—to youth programs. To secure Texas’ prosperity, we must efficiently use these funds and improve coordination among stakeholders to help over one million OYYA reengage in education or employment.

POLICY PRIORITIES

Proposed Policy Recommendations

- **Enhanced Fiscal Transparency:** Require aggregation of existing workforce data for Texans aged 16-24
- **Strategic Planning:** Require local workforce boards to include strategies for engaging OYYA
- **Increased Community Engagement:** Notify workforce officials when subsidized job creation exceeds 100 jobs

Policy Impact

- Improve program evaluation and enable policymakers to make data-driven decisions
- Promote population awareness and consistent, targeted approaches for OYYA needs
- Improve workforce preparation, including job training, childcare, and transportation support

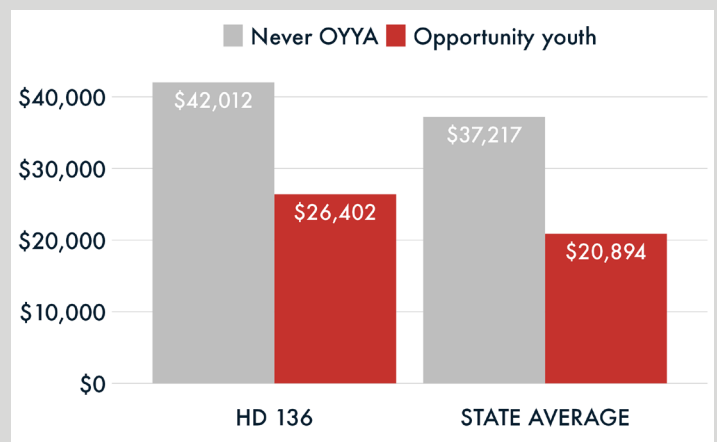
HOUSE DISTRICT #136

1,321 youth ages 16-24 are **not** enrolled in school and **not** working (9%).

Opportunity youth	Count	Percent
Male	585	44%
Female	736	56%
No health insurance	173	13%
No college (age 20-24)	399	51%
Parenting	99	7%

IMPACT ON WAGES

On average, youth who experienced disconnection in **HD 1** make **\$15,610** less annually by age 28.



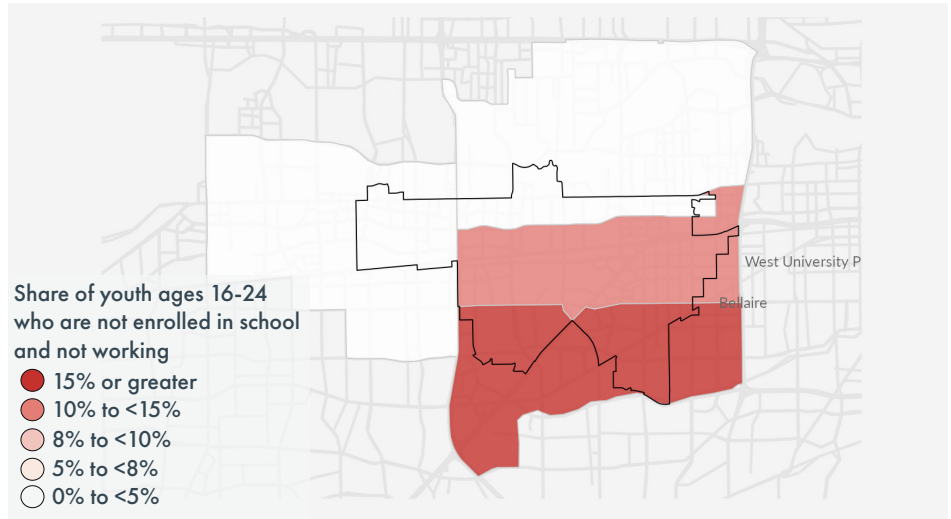
Sources: IPUMS American Community Survey 2018-2022; Wage impact data comes from Ray Marshall Center’s analysis, as part of Evaluation of Services for Texas Opportunity Youth (ESTOY) project, of data from UT Austin’s Texas Education Research Center (<https://sites.utexas.edu/raymarshallcenter/>). State average is the weighted average of all state districts.

OPPORTUNITY YOUTH & WORKFORCE PRODUCTIVITY IN TEXAS



House District #137

Rep. Gene Wu



OPPORTUNITY YOUTH IN TEXAS

Young Texans aged 16-24 are crucial to not only our workforce but our economic future, yet **13.1% are neither in school nor working**. These opportunity youth and young adults (OYYA) need support to reconnect and become college or career ready.

In 2025, the Texas Workforce Commission plans to allocate **over \$80 million** in WIOA funds—the primary resource for OYYA—to youth programs. To secure Texas’ prosperity, we must efficiently use these funds and improve coordination among stakeholders to help over one million OYYA reengage in education or employment.

POLICY PRIORITIES

Proposed Policy Recommendations

- **Enhanced Fiscal Transparency:** Require aggregation of existing workforce data for Texans aged 16-24
- **Strategic Planning:** Require local workforce boards to include strategies for engaging OYYA
- **Increased Community Engagement:** Notify workforce officials when subsidized job creation exceeds 100 jobs

Policy Impact

- Improve program evaluation and enable policymakers to make data-driven decisions
- Promote population awareness and consistent, targeted approaches for OYYA needs
- Improve workforce preparation, including job training, childcare, and transportation support

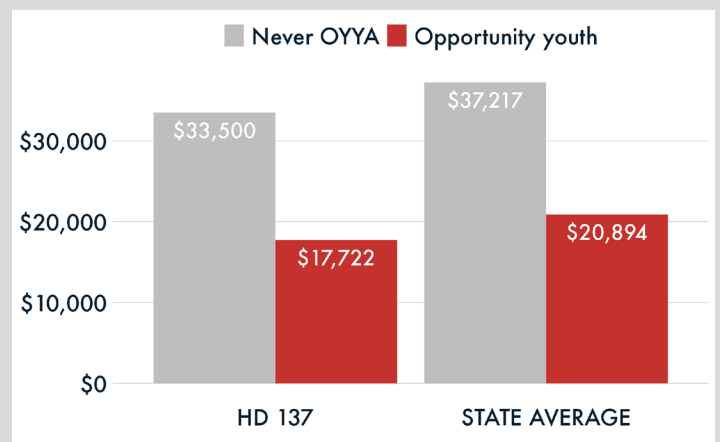
HOUSE DISTRICT #137

2,428 youth ages 16-24 are **not** enrolled in school and **not** working (16%).

Opportunity youth	Count	Percent
Male	883	36%
Female	1,545	64%
No health insurance	1,410	58%
No college (age 20-24)	1,579	81%
Parenting	810	33%

IMPACT ON WAGES

On average, youth who experienced disconnection in **HD 1** make **\$15,777** less annually by age 28.

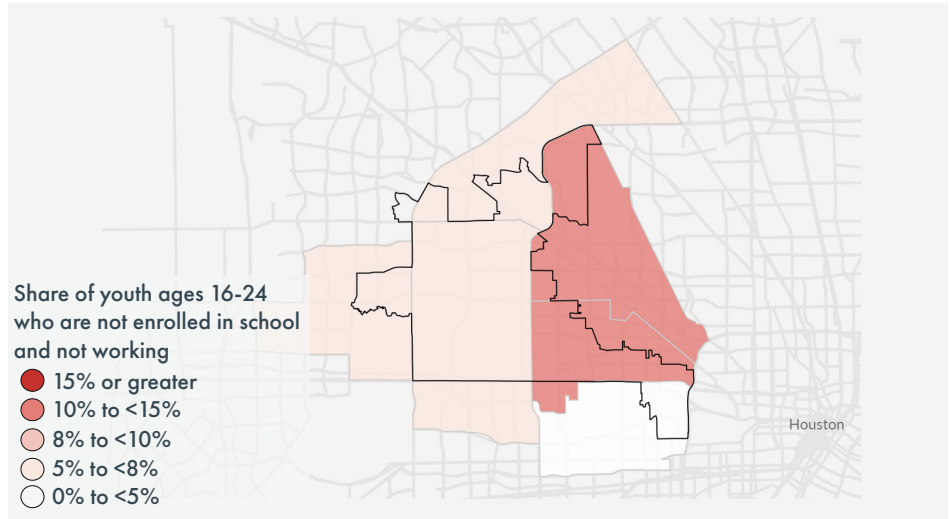


Sources: IPUMS American Community Survey 2018-2022; Wage impact data comes from Ray Marshall Center’s analysis, as part of Evaluation of Services for Texas Opportunity Youth (ESTOY) project, of data from UT Austin’s Texas Education Research Center (<https://sites.utexas.edu/raymarshallcenter/>). State average is the weighted average of all state districts.

OPPORTUNITY YOUTH & WORKFORCE PRODUCTIVITY IN TEXAS



House District #138
Rep. Lacey Hull



OPPORTUNITY YOUTH IN TEXAS

Young Texans aged 16-24 are crucial to not only our workforce but our economic future, yet **13.1% are neither in school nor working**. These opportunity youth and young adults (OYYA) need support to reconnect and become college or career ready.

In 2025, the Texas Workforce Commission plans to allocate **over \$80 million** in WIOA funds—the primary resource for OYYA—to youth programs. To secure Texas’ prosperity, we must efficiently use these funds and improve coordination among stakeholders to help over one million OYYA reengage in education or employment.

POLICY PRIORITIES

Proposed Policy Recommendations

- **Enhanced Fiscal Transparency:** Require aggregation of existing workforce data for Texans aged 16-24
- **Strategic Planning:** Require local workforce boards to include strategies for engaging OYYA
- **Increased Community Engagement:** Notify workforce officials when subsidized job creation exceeds 100 jobs

Policy Impact

- Improve program evaluation and enable policymakers to make data-driven decisions
- Promote population awareness and consistent, targeted approaches for OYYA needs
- Improve workforce preparation, including job training, childcare, and transportation support

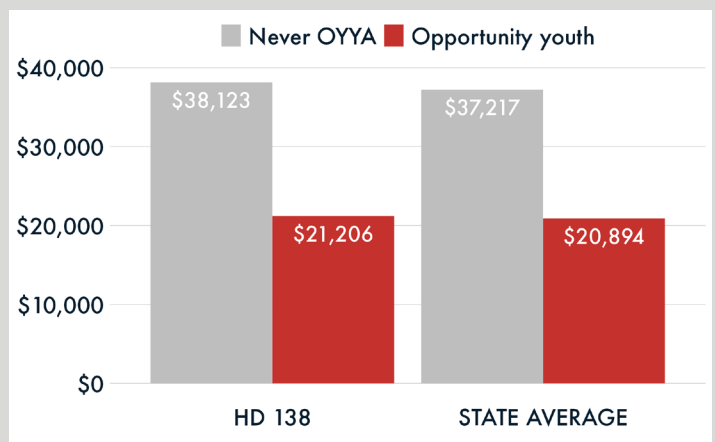
HOUSE DISTRICT #138

1,801 youth ages 16-24 are **not** enrolled in school and **not** working (13%).

Opportunity youth	Count	Percent
Male	893	50%
Female	908	50%
No health insurance	842	47%
No college (age 20-24)	697	67%
Parenting	232	13%

IMPACT ON WAGES

On average, youth who experienced disconnection in **HD 1** make **\$16,917** less annually by age 28.

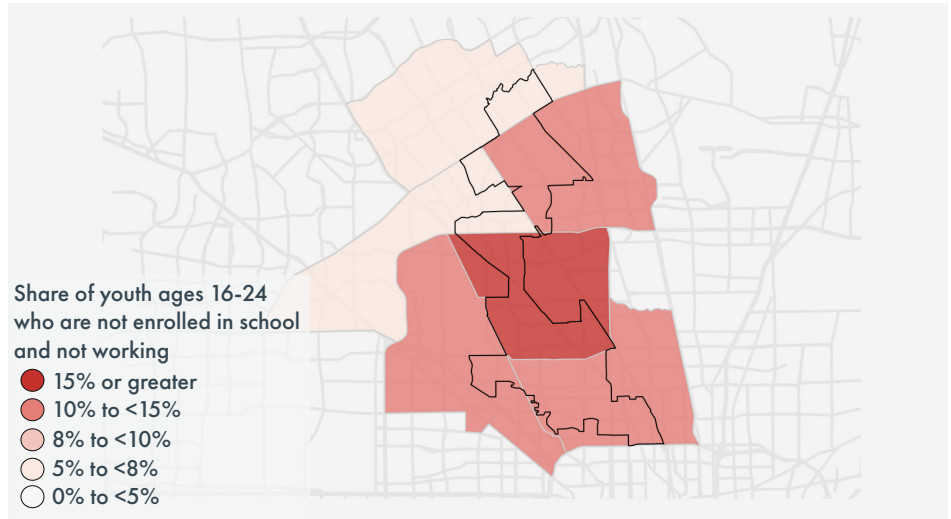


Sources: IPUMS American Community Survey 2018-2022; Wage impact data comes from Ray Marshall Center’s analysis, as part of Evaluation of Services for Texas Opportunity Youth (ESTOY) project, of data from UT Austin’s Texas Education Research Center (<https://sites.utexas.edu/raymarshallcenter/>). State average is the weighted average of all state districts.

OPPORTUNITY YOUTH & WORKFORCE PRODUCTIVITY IN TEXAS



House District #139
Rep. Jarvis Johnson



OPPORTUNITY YOUTH IN TEXAS

Young Texans aged 16-24 are crucial to not only our workforce but our economic future, yet **13.1% are neither in school nor working**. These opportunity youth and young adults (OYYA) need support to reconnect and become college or career ready.

In 2025, the Texas Workforce Commission plans to allocate **over \$80 million** in WIOA funds—the primary resource for OYYA—to youth programs. To secure Texas’ prosperity, we must efficiently use these funds and improve coordination among stakeholders to help over one million OYYA reengage in education or employment.

POLICY PRIORITIES

Proposed Policy Recommendations

- **Enhanced Fiscal Transparency:** Require aggregation of existing workforce data for Texans aged 16-24
- **Strategic Planning:** Require local workforce boards to include strategies for engaging OYYA
- **Increased Community Engagement:** Notify workforce officials when subsidized job creation exceeds 100 jobs

Policy Impact

- Improve program evaluation and enable policymakers to make data-driven decisions
- Promote population awareness and consistent, targeted approaches for OYYA needs
- Improve workforce preparation, including job training, childcare, and transportation support

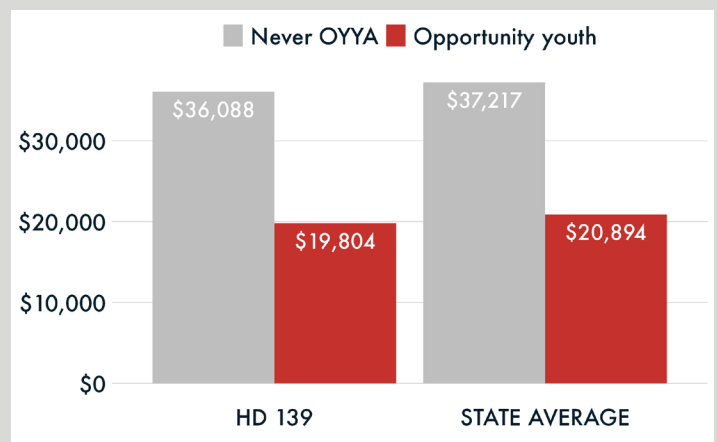
HOUSE DISTRICT #139

2,826 youth ages 16-24 are **not** enrolled in school and **not** working (16%).

Opportunity youth	Count	Percent
Male	1,444	51%
Female	1,382	49%
No health insurance	1,568	55%
No college (age 20-24)	1,299	72%
Parenting	425	15%

IMPACT ON WAGES

On average, youth who experienced disconnection in **HD 1** make **\$16,284** less annually by age 28.

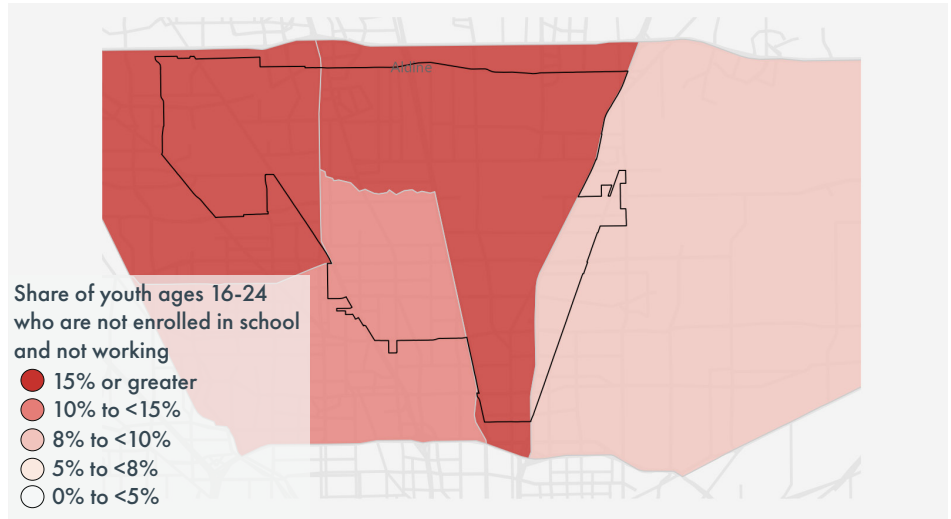


Sources: IPUMS American Community Survey 2018-2022; Wage impact data comes from Ray Marshall Center’s analysis, as part of Evaluation of Services for Texas Opportunity Youth (ESTOY) project, of data from UT Austin’s Texas Education Research Center (<https://sites.utexas.edu/raymarshallcenter/>). State average is the weighted average of all state districts.

OPPORTUNITY YOUTH & WORKFORCE PRODUCTIVITY IN TEXAS



House District #140
Rep. Armando Walle



OPPORTUNITY YOUTH IN TEXAS

Young Texans aged 16-24 are crucial to not only our workforce but our economic future, yet **13.1% are neither in school nor working**. These opportunity youth and young adults (OYYA) need support to reconnect and become college or career ready.

In 2025, the Texas Workforce Commission plans to allocate **over \$80 million** in WIOA funds—the primary resource for OYYA—to youth programs. To secure Texas’ prosperity, we must efficiently use these funds and improve coordination among stakeholders to help over one million OYYA reengage in education or employment.

POLICY PRIORITIES

Proposed Policy Recommendations

- **Enhanced Fiscal Transparency:** Require aggregation of existing workforce data for Texans aged 16-24
- **Strategic Planning:** Require local workforce boards to include strategies for engaging OYYA
- **Increased Community Engagement:** Notify workforce officials when subsidized job creation exceeds 100 jobs

Policy Impact

- Improve program evaluation and enable policymakers to make data-driven decisions
- Promote population awareness and consistent, targeted approaches for OYYA needs
- Improve workforce preparation, including job training, childcare, and transportation support

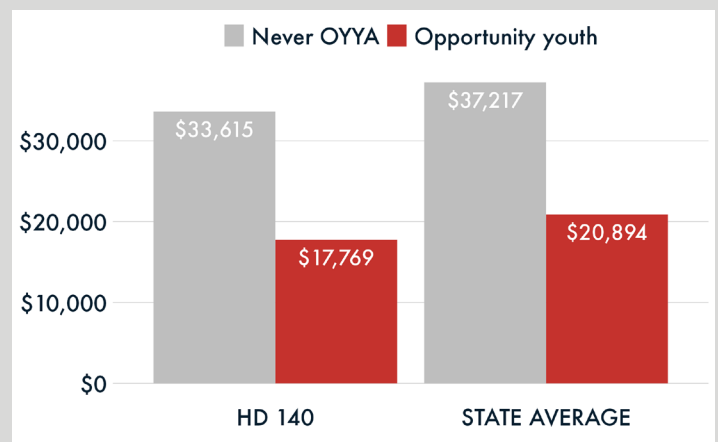
HOUSE DISTRICT #140

3,209 youth ages 16-24 are **not** enrolled in school and **not** working (21%).

Opportunity youth	Count	Percent
Male	1,477	46%
Female	1,733	54%
No health insurance	1,909	59%
No college (age 20-24)	1,805	80%
Parenting	434	14%

IMPACT ON WAGES

On average, youth who experienced disconnection in **HD 1** make **\$15,846** less annually by age 28.

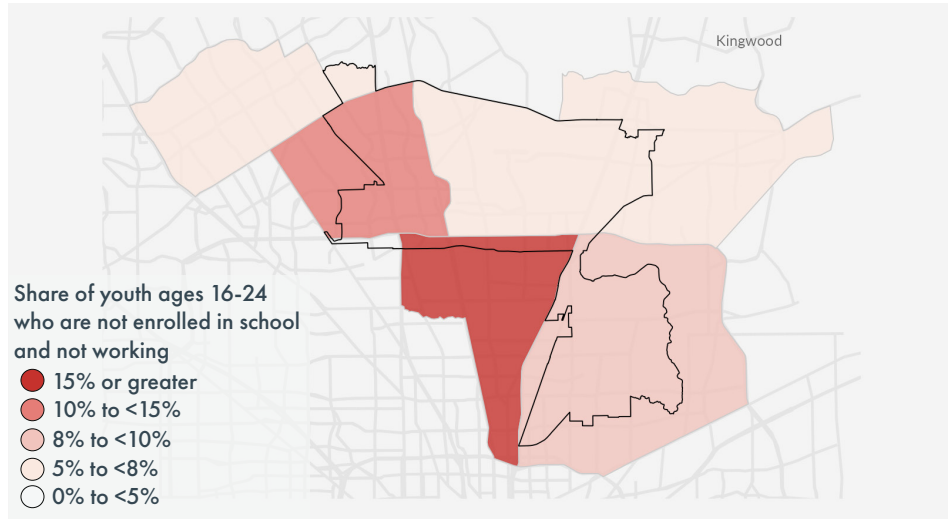


Sources: IPUMS American Community Survey 2018-2022; Wage impact data comes from Ray Marshall Center’s analysis, as part of Evaluation of Services for Texas Opportunity Youth (ESTOY) project, of data from UT Austin’s Texas Education Research Center (<https://sites.utexas.edu/raymarshallcenter/>). State average is the weighted average of all state districts.

OPPORTUNITY YOUTH & WORKFORCE PRODUCTIVITY IN TEXAS



House District #141
Rep. Senfronia Thompson



OPPORTUNITY YOUTH IN TEXAS

Young Texans aged 16-24 are crucial to not only our workforce but our economic future, yet **13.1% are neither in school nor working**. These opportunity youth and young adults (OYYA) need support to reconnect and become college or career ready.

In 2025, the Texas Workforce Commission plans to allocate **over \$80 million** in WIOA funds—the primary resource for OYYA—to youth programs. To secure Texas’ prosperity, we must efficiently use these funds and improve coordination among stakeholders to help over one million OYYA reengage in education or employment.

POLICY PRIORITIES

Proposed Policy Recommendations

- **Enhanced Fiscal Transparency:** Require aggregation of existing workforce data for Texans aged 16-24
- **Strategic Planning:** Require local workforce boards to include strategies for engaging OYYA
- **Increased Community Engagement:** Notify workforce officials when subsidized job creation exceeds 100 jobs

Policy Impact

- Improve program evaluation and enable policymakers to make data-driven decisions
- Promote population awareness and consistent, targeted approaches for OYYA needs
- Improve workforce preparation, including job training, childcare, and transportation support

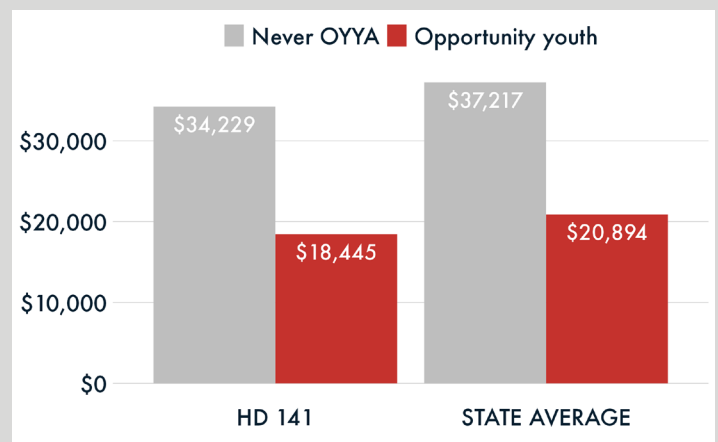
HOUSE DISTRICT #141

2,903 youth ages 16-24 are **not** enrolled in school and **not** working (16%).

Opportunity youth	Count	Percent
Male	1,472	51%
Female	1,432	49%
No health insurance	1,550	53%
No college (age 20-24)	1,619	84%
Parenting	503	17%

IMPACT ON WAGES

On average, youth who experienced disconnection in **HD 1** make **\$15,784** less annually by age 28.

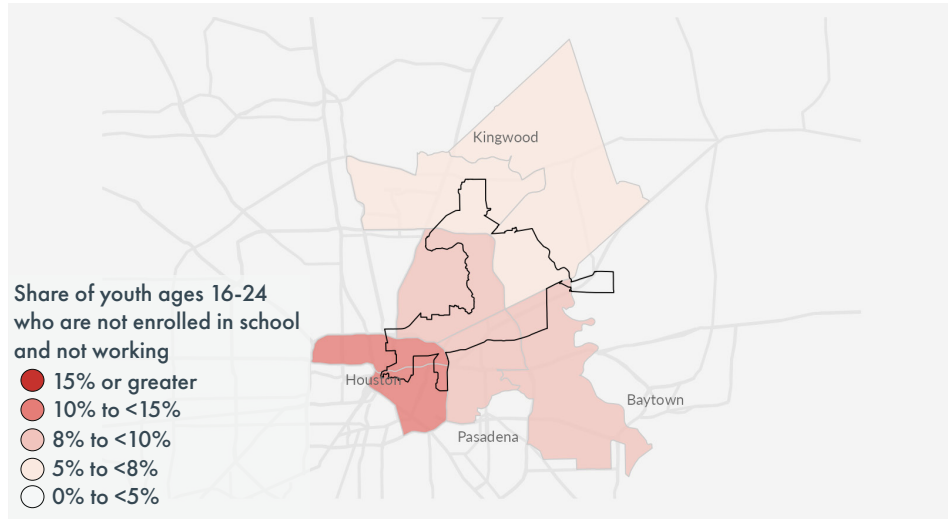


Sources: IPUMS American Community Survey 2018-2022; Wage impact data comes from Ray Marshall Center’s analysis, as part of Evaluation of Services for Texas Opportunity Youth (ESTOY) project, of data from UT Austin’s Texas Education Research Center (<https://sites.utexas.edu/raymarshallcenter/>). State average is the weighted average of all state districts.

OPPORTUNITY YOUTH & WORKFORCE PRODUCTIVITY IN TEXAS



House District #142
Rep. Harold V. Dutton Jr.



OPPORTUNITY YOUTH IN TEXAS

Young Texans aged 16-24 are crucial to not only our workforce but our economic future, yet **13.1% are neither in school nor working**. These opportunity youth and young adults (OYYA) need support to reconnect and become college or career ready.

In 2025, the Texas Workforce Commission plans to allocate **over \$80 million** in WIOA funds—the primary resource for OYYA—to youth programs. To secure Texas’ prosperity, we must efficiently use these funds and improve coordination among stakeholders to help over one million OYYA reengage in education or employment.

POLICY PRIORITIES

Proposed Policy Recommendations

- **Enhanced Fiscal Transparency:** Require aggregation of existing workforce data for Texans aged 16-24
- **Strategic Planning:** Require local workforce boards to include strategies for engaging OYYA
- **Increased Community Engagement:** Notify workforce officials when subsidized job creation exceeds 100 jobs

Policy Impact

- Improve program evaluation and enable policymakers to make data-driven decisions
- Promote population awareness and consistent, targeted approaches for OYYA needs
- Improve workforce preparation, including job training, childcare, and transportation support

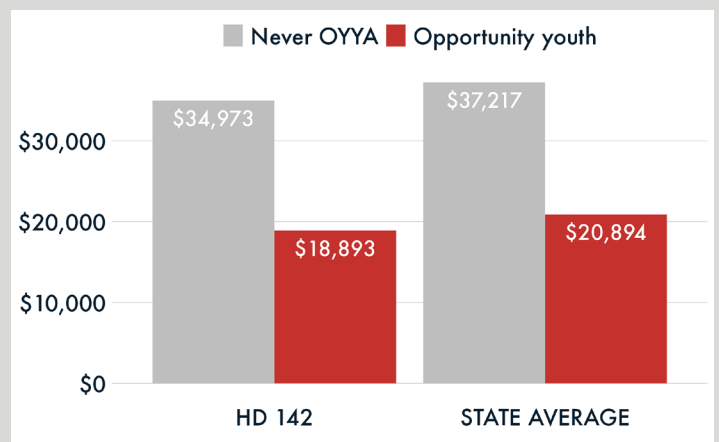
HOUSE DISTRICT #142

2,669 youth ages 16-24 are **not** enrolled in school and **not** working (17%).

Opportunity youth	Count	Percent
Male	1,265	47%
Female	1,404	53%
No health insurance	1,295	49%
No college (age 20-24)	1,519	81%
Parenting	432	16%

IMPACT ON WAGES

On average, youth who experienced disconnection in **HD 1** make **\$16,080** less annually by age 28.

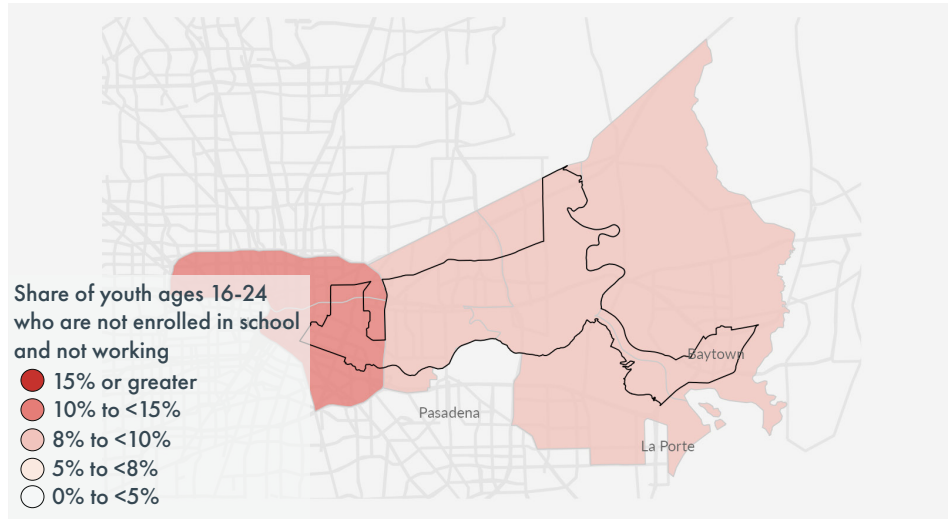


Sources: IPUMS American Community Survey 2018-2022; Wage impact data comes from Ray Marshall Center’s analysis, as part of Evaluation of Services for Texas Opportunity Youth (ESTOY) project, of data from UT Austin’s Texas Education Research Center (<https://sites.utexas.edu/raymarshallcenter/>). State average is the weighted average of all state districts.

OPPORTUNITY YOUTH & WORKFORCE PRODUCTIVITY IN TEXAS



House District #143
Rep. Ana Hernandez



OPPORTUNITY YOUTH IN TEXAS

Young Texans aged 16-24 are crucial to not only our workforce but our economic future, yet **13.1% are neither in school nor working**. These opportunity youth and young adults (OYYA) need support to reconnect and become college or career ready.

In 2025, the Texas Workforce Commission plans to allocate **over \$80 million** in WIOA funds—the primary resource for OYYA—to youth programs. To secure Texas’ prosperity, we must efficiently use these funds and improve coordination among stakeholders to help over one million OYYA reengage in education or employment.

POLICY PRIORITIES

Proposed Policy Recommendations

- **Enhanced Fiscal Transparency:** Require aggregation of existing workforce data for Texans aged 16-24
- **Strategic Planning:** Require local workforce boards to include strategies for engaging OYYA
- **Increased Community Engagement:** Notify workforce officials when subsidized job creation exceeds 100 jobs

Policy Impact

- Improve program evaluation and enable policymakers to make data-driven decisions
- Promote population awareness and consistent, targeted approaches for OYYA needs
- Improve workforce preparation, including job training, childcare, and transportation support

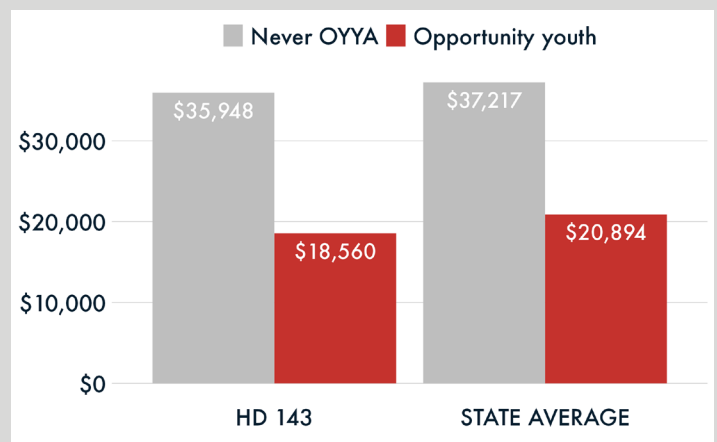
HOUSE DISTRICT #143

2,705 youth ages 16-24 are **not** enrolled in school and **not** working (17%).

Opportunity youth	Count	Percent
Male	1,298	48%
Female	1,408	52%
No health insurance	1,299	48%
No college (age 20-24)	1,358	75%
Parenting	502	19%

IMPACT ON WAGES

On average, youth who experienced disconnection in **HD 1** make **\$17,388** less annually by age 28.

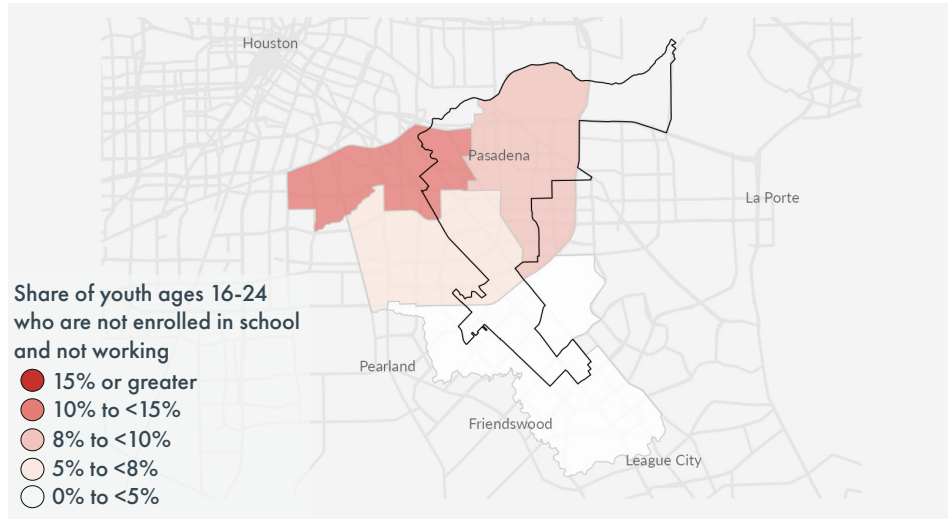


Sources: IPUMS American Community Survey 2018-2022; Wage impact data comes from Ray Marshall Center’s analysis, as part of Evaluation of Services for Texas Opportunity Youth (ESTOY) project, of data from UT Austin’s Texas Education Research Center (<https://sites.utexas.edu/raymarshallcenter/>). State average is the weighted average of all state districts.

OPPORTUNITY YOUTH & WORKFORCE PRODUCTIVITY IN TEXAS



House District #144
Rep. Mary Ann Perez



OPPORTUNITY YOUTH IN TEXAS

Young Texans aged 16-24 are crucial to not only our workforce but our economic future, yet **13.1% are neither in school nor working**. These opportunity youth and young adults (OYYA) need support to reconnect and become college or career ready.

In 2025, the Texas Workforce Commission plans to allocate **over \$80 million** in WIOA funds—the primary resource for OYYA—to youth programs. To secure Texas’ prosperity, we must efficiently use these funds and improve coordination among stakeholders to help over one million OYYA reengage in education or employment.

POLICY PRIORITIES

Proposed Policy Recommendations

- **Enhanced Fiscal Transparency:** Require aggregation of existing workforce data for Texans aged 16-24
- **Strategic Planning:** Require local workforce boards to include strategies for engaging OYYA
- **Increased Community Engagement:** Notify workforce officials when subsidized job creation exceeds 100 jobs

Policy Impact

- Improve program evaluation and enable policymakers to make data-driven decisions
- Promote population awareness and consistent, targeted approaches for OYYA needs
- Improve workforce preparation, including job training, childcare, and transportation support

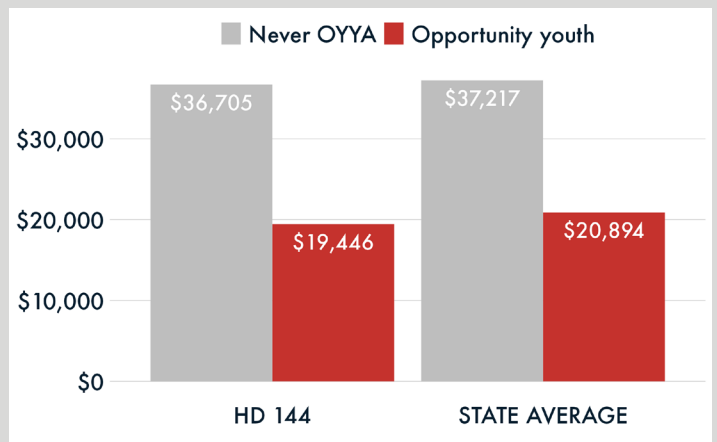
HOUSE DISTRICT #144

2,260 youth ages 16-24 are **not** enrolled in school and **not** working (14%).

Opportunity youth	Count	Percent
Male	1,057	47%
Female	1,202	53%
No health insurance	1,128	50%
No college (age 20-24)	1,240	78%
Parenting	635	28%

IMPACT ON WAGES

On average, youth who experienced disconnection in **HD 1** make **\$17,258** less annually by age 28.

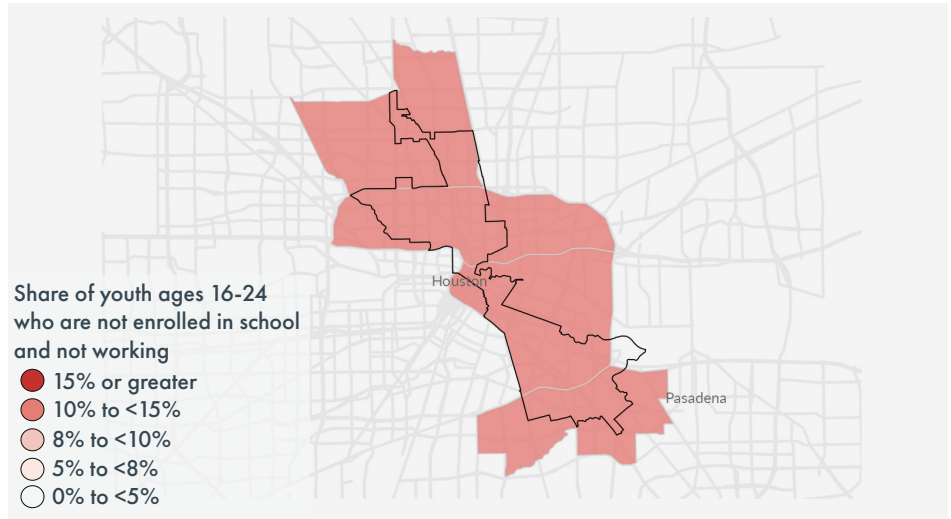


Sources: IPUMS American Community Survey 2018-2022; Wage impact data comes from Ray Marshall Center’s analysis, as part of Evaluation of Services for Texas Opportunity Youth (ESTOY) project, of data from UT Austin’s Texas Education Research Center (<https://sites.utexas.edu/raymarshallcenter/>). State average is the weighted average of all state districts.

OPPORTUNITY YOUTH & WORKFORCE PRODUCTIVITY IN TEXAS



House District #145
Rep. Christina Morales



OPPORTUNITY YOUTH IN TEXAS

Young Texans aged 16-24 are crucial to not only our workforce but our economic future, yet **13.1% are neither in school nor working**. These opportunity youth and young adults (OYYA) need support to reconnect and become college or career ready.

In 2025, the Texas Workforce Commission plans to allocate **over \$80 million** in WIOA funds—the primary resource for OYYA—to youth programs. To secure Texas’ prosperity, we must efficiently use these funds and improve coordination among stakeholders to help over one million OYYA reengage in education or employment.

POLICY PRIORITIES

Proposed Policy Recommendations

- **Enhanced Fiscal Transparency:** Require aggregation of existing workforce data for Texans aged 16-24
- **Strategic Planning:** Require local workforce boards to include strategies for engaging OYYA
- **Increased Community Engagement:** Notify workforce officials when subsidized job creation exceeds 100 jobs

Policy Impact

- Improve program evaluation and enable policymakers to make data-driven decisions
- Promote population awareness and consistent, targeted approaches for OYYA needs
- Improve workforce preparation, including job training, childcare, and transportation support

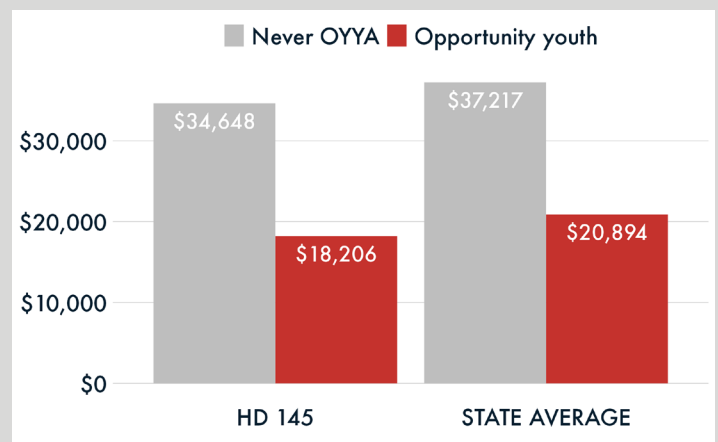
HOUSE DISTRICT #145

2,844 youth ages 16-24 are **not** enrolled in school and **not** working (20%).

Opportunity youth	Count	Percent
Male	1,513	53%
Female	1,331	47%
No health insurance	1,636	58%
No college (age 20-24)	1,568	77%
Parenting	504	18%

IMPACT ON WAGES

On average, youth who experienced disconnection in **HD 1** make **\$16,443** less annually by age 28.

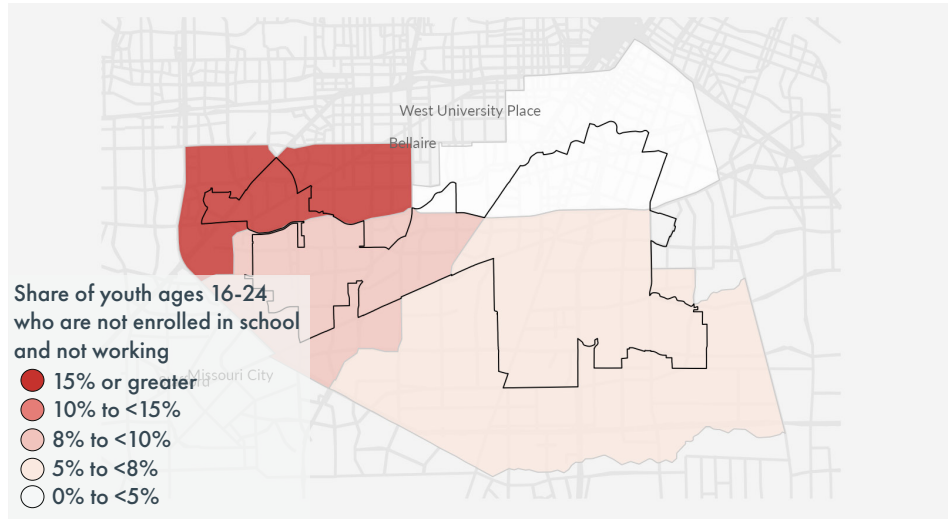


Sources: IPUMS American Community Survey 2018-2022; Wage impact data comes from Ray Marshall Center’s analysis, as part of Evaluation of Services for Texas Opportunity Youth (ESTOY) project, of data from UT Austin’s Texas Education Research Center (<https://sites.utexas.edu/raymarshallcenter/>). State average is the weighted average of all state districts.

OPPORTUNITY YOUTH & WORKFORCE PRODUCTIVITY IN TEXAS



House District #146
Rep. Shawn Thierry



OPPORTUNITY YOUTH IN TEXAS

Young Texans aged 16-24 are crucial to not only our workforce but our economic future, yet **13.1% are neither in school nor working**. These opportunity youth and young adults (OYYA) need support to reconnect and become college or career ready.

In 2025, the Texas Workforce Commission plans to allocate **over \$80 million** in WIOA funds—the primary resource for OYYA—to youth programs. To secure Texas’ prosperity, we must efficiently use these funds and improve coordination among stakeholders to help over one million OYYA reengage in education or employment.

POLICY PRIORITIES

Proposed Policy Recommendations

- **Enhanced Fiscal Transparency:** Require aggregation of existing workforce data for Texans aged 16-24
- **Strategic Planning:** Require local workforce boards to include strategies for engaging OYYA
- **Increased Community Engagement:** Notify workforce officials when subsidized job creation exceeds 100 jobs

Policy Impact

- Improve program evaluation and enable policymakers to make data-driven decisions
- Promote population awareness and consistent, targeted approaches for OYYA needs
- Improve workforce preparation, including job training, childcare, and transportation support

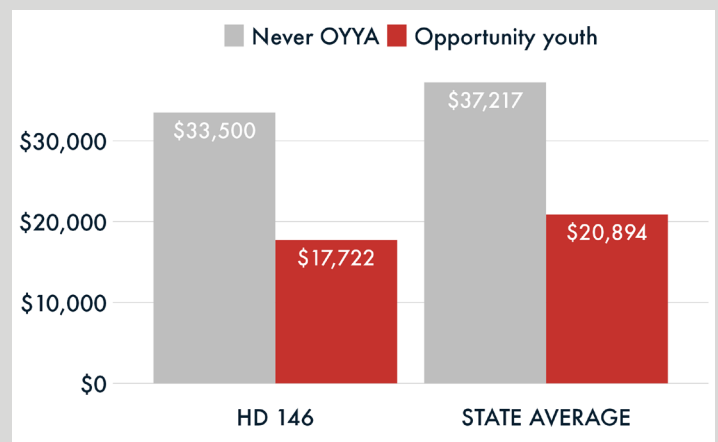
HOUSE DISTRICT #146

1,995 youth ages 16-24 are **not** enrolled in school and **not** working (11%).

Opportunity youth	Count	Percent
Male	828	42%
Female	1,167	58%
No health insurance	1,010	51%
No college (age 20-24)	950	62%
Parenting	342	17%

IMPACT ON WAGES

On average, youth who experienced disconnection in **HD 1** make **\$15,777** less annually by age 28.

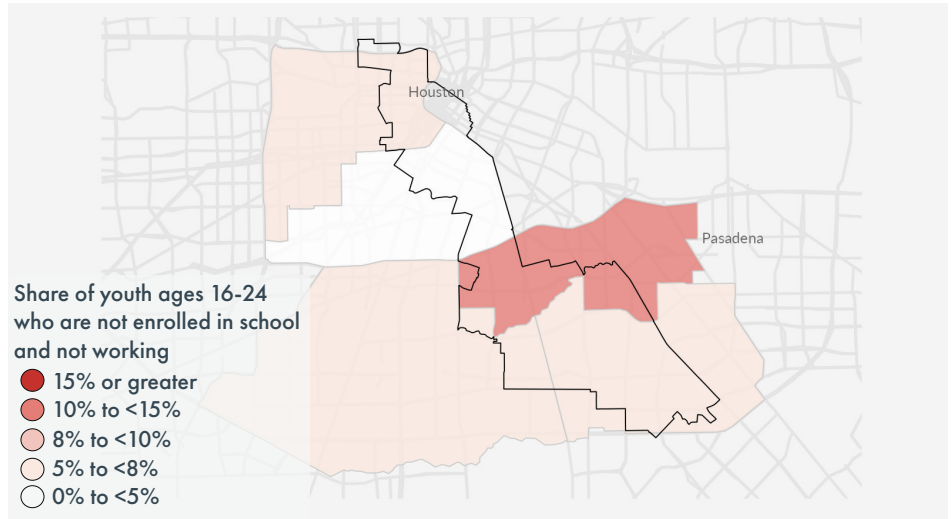


Sources: IPUMS American Community Survey 2018-2022; Wage impact data comes from Ray Marshall Center’s analysis, as part of Evaluation of Services for Texas Opportunity Youth (ESTOY) project, of data from UT Austin’s Texas Education Research Center (<https://sites.utexas.edu/raymarshallcenter/>). State average is the weighted average of all state districts.

OPPORTUNITY YOUTH & WORKFORCE PRODUCTIVITY IN TEXAS



House District #147
Rep. Jolanda "Jo" Jones



OPPORTUNITY YOUTH IN TEXAS

Young Texans aged 16-24 are crucial to not only our workforce but our economic future, yet **13.1% are neither in school nor working**. These opportunity youth and young adults (OYYA) need support to reconnect and become college or career ready.

In 2025, the Texas Workforce Commission plans to allocate **over \$80 million** in WIOA funds—the primary resource for OYYA—to youth programs. To secure Texas' prosperity, we must efficiently use these funds and improve coordination among stakeholders to help over one million OYYA reengage in education or employment.

POLICY PRIORITIES

Proposed Policy Recommendations

- **Enhanced Fiscal Transparency:** Require aggregation of existing workforce data for Texans aged 16-24
- **Strategic Planning:** Require local workforce boards to include strategies for engaging OYYA
- **Increased Community Engagement:** Notify workforce officials when subsidized job creation exceeds 100 jobs

Policy Impact

- Improve program evaluation and enable policymakers to make data-driven decisions
- Promote population awareness and consistent, targeted approaches for OYYA needs
- Improve workforce preparation, including job training, childcare, and transportation support

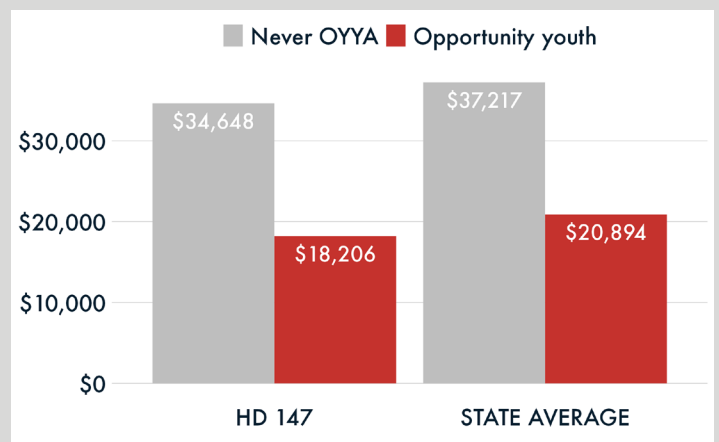
HOUSE DISTRICT #147

1,974 youth ages 16-24 are **not** enrolled in school and **not** working (10%).

Opportunity youth	Count	Percent
Male	975	49%
Female	999	51%
No health insurance	914	46%
No college (age 20-24)	931	65%
Parenting	364	18%

IMPACT ON WAGES

On average, youth who experienced disconnection in **HD 1** make **\$16,443** less annually by age 28.



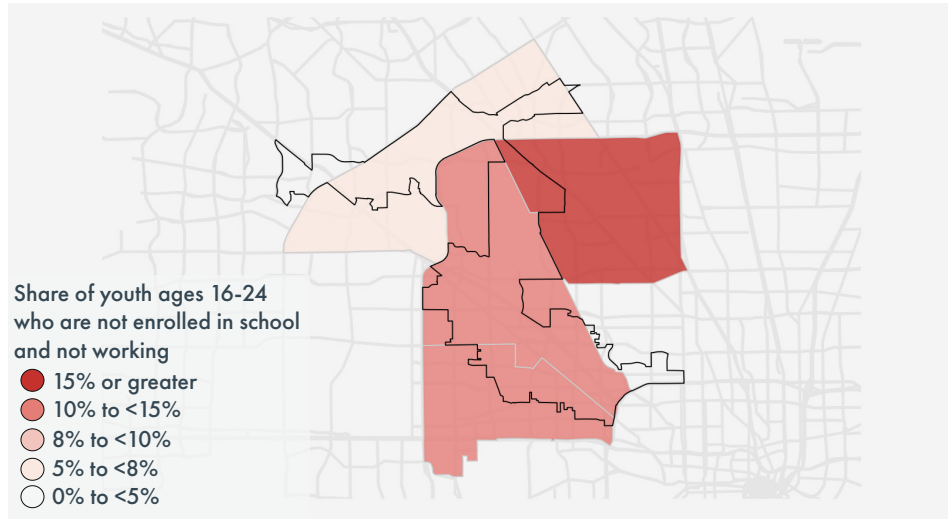
Sources: IPUMS American Community Survey 2018-2022; Wage impact data comes from Ray Marshall Center's analysis, as part of Evaluation of Services for Texas Opportunity Youth (ESTOY) project, of data from UT Austin's Texas Education Research Center (<https://sites.utexas.edu/raymarshallcenter/>). State average is the weighted average of all state districts.

OPPORTUNITY YOUTH & WORKFORCE PRODUCTIVITY IN TEXAS



House District #148

Rep. Penny Morales Shaw



OPPORTUNITY YOUTH IN TEXAS

Young Texans aged 16-24 are crucial to not only our workforce but our economic future, yet **13.1% are neither in school nor working**. These opportunity youth and young adults (OYYA) need support to reconnect and become college or career ready.

In 2025, the Texas Workforce Commission plans to allocate **over \$80 million** in WIOA funds—the primary resource for OYYA—to youth programs. To secure Texas’ prosperity, we must efficiently use these funds and improve coordination among stakeholders to help over one million OYYA reengage in education or employment.

POLICY PRIORITIES

Proposed Policy Recommendations

- **Enhanced Fiscal Transparency:** Require aggregation of existing workforce data for Texans aged 16-24
- **Strategic Planning:** Require local workforce boards to include strategies for engaging OYYA
- **Increased Community Engagement:** Notify workforce officials when subsidized job creation exceeds 100 jobs

Policy Impact

- Improve program evaluation and enable policymakers to make data-driven decisions
- Promote population awareness and consistent, targeted approaches for OYYA needs
- Improve workforce preparation, including job training, childcare, and transportation support

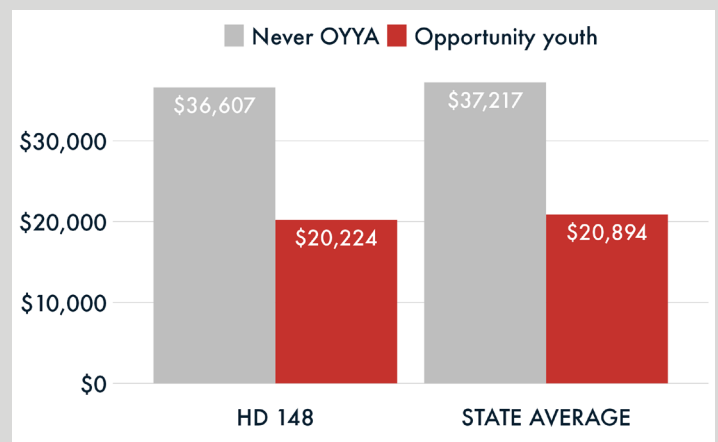
HOUSE DISTRICT #148

2,238 youth ages 16-24 are **not** enrolled in school and **not** working (14%).

Opportunity youth	Count	Percent
Male	1,029	46%
Female	1,209	54%
No health insurance	1,135	51%
No college (age 20-24)	1,042	71%
Parenting	333	15%

IMPACT ON WAGES

On average, youth who experienced disconnection in **HD 1** make **\$16,383** less annually by age 28.

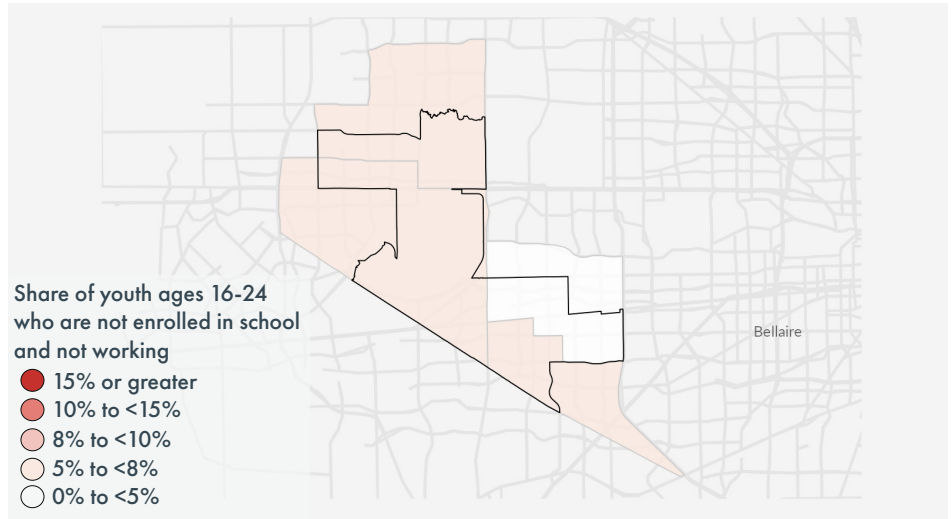


Sources: IPUMS American Community Survey 2018-2022; Wage impact data comes from Ray Marshall Center’s analysis, as part of Evaluation of Services for Texas Opportunity Youth (ESTOY) project, of data from UT Austin’s Texas Education Research Center (<https://sites.utexas.edu/raymarshallcenter/>). State average is the weighted average of all state districts.

OPPORTUNITY YOUTH & WORKFORCE PRODUCTIVITY IN TEXAS



House District #149
Rep. Hubert Vo



OPPORTUNITY YOUTH IN TEXAS

Young Texans aged 16-24 are crucial to not only our workforce but our economic future, yet **13.1% are neither in school nor working**. These opportunity youth and young adults (OYYA) need support to reconnect and become college or career ready.

In 2025, the Texas Workforce Commission plans to allocate **over \$80 million** in WIOA funds—the primary resource for OYYA—to youth programs. To secure Texas’ prosperity, we must efficiently use these funds and improve coordination among stakeholders to help over one million OYYA reengage in education or employment.

POLICY PRIORITIES

Proposed Policy Recommendations

- **Enhanced Fiscal Transparency:** Require aggregation of existing workforce data for Texans aged 16-24
- **Strategic Planning:** Require local workforce boards to include strategies for engaging OYYA
- **Increased Community Engagement:** Notify workforce officials when subsidized job creation exceeds 100 jobs

Policy Impact

- Improve program evaluation and enable policymakers to make data-driven decisions
- Promote population awareness and consistent, targeted approaches for OYYA needs
- Improve workforce preparation, including job training, childcare, and transportation support

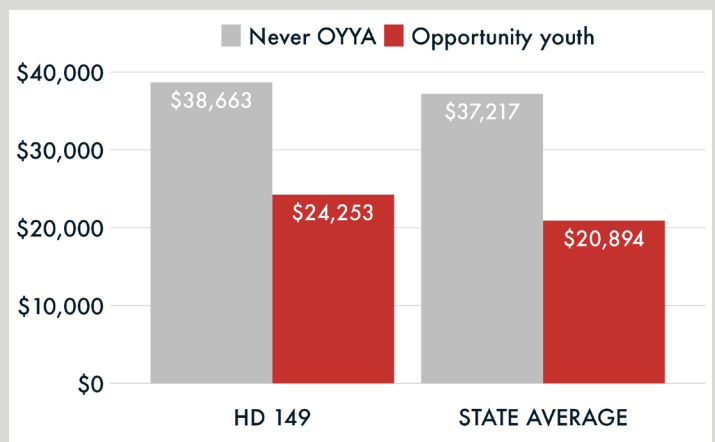
HOUSE DISTRICT #149

1,700 youth ages 16-24 are **not** enrolled in school and **not** working (11%).

Opportunity youth	Count	Percent
Male	890	52%
Female	809	48%
No health insurance	766	45%
No college (age 20-24)	865	79%
Parenting	150	9%

IMPACT ON WAGES

On average, youth who experienced disconnection in **HD 1** make **\$14,410** less annually by age 28.

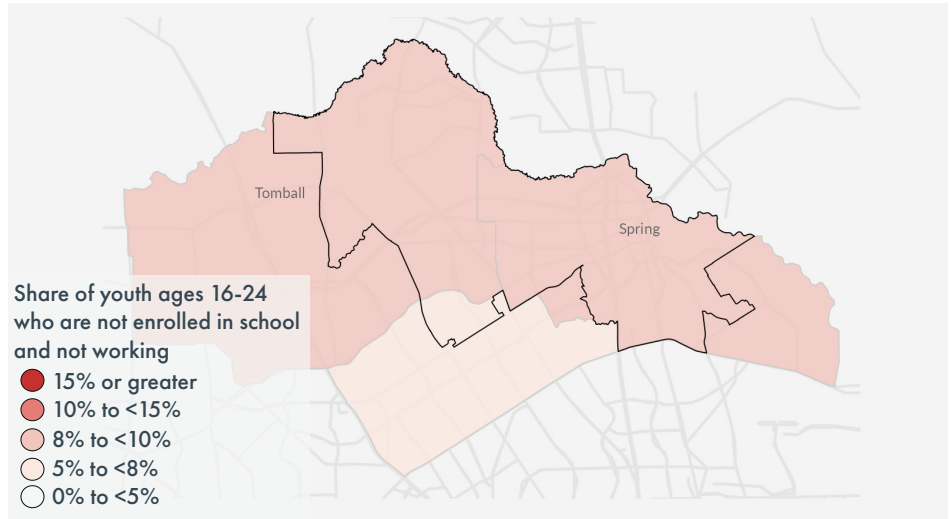


Sources: IPUMS American Community Survey 2018-2022; Wage impact data comes from Ray Marshall Center’s analysis, as part of Evaluation of Services for Texas Opportunity Youth (ESTOY) project, of data from UT Austin’s Texas Education Research Center (<https://sites.utexas.edu/raymarshallcenter/>). State average is the weighted average of all state districts.

OPPORTUNITY YOUTH & WORKFORCE PRODUCTIVITY IN TEXAS



House District #150
Rep. Valoree Swanson



OPPORTUNITY YOUTH IN TEXAS

Young Texans aged 16-24 are crucial to not only our workforce but our economic future, yet **13.1% are neither in school nor working**. These opportunity youth and young adults (OYYA) need support to reconnect and become college or career ready.

In 2025, the Texas Workforce Commission plans to allocate **over \$80 million** in WIOA funds—the primary resource for OYYA—to youth programs. To secure Texas’ prosperity, we must efficiently use these funds and improve coordination among stakeholders to help over one million OYYA reengage in education or employment.

POLICY PRIORITIES

Proposed Policy Recommendations

- **Enhanced Fiscal Transparency:** Require aggregation of existing workforce data for Texans aged 16-24
- **Strategic Planning:** Require local workforce boards to include strategies for engaging OYYA
- **Increased Community Engagement:** Notify workforce officials when subsidized job creation exceeds 100 jobs

Policy Impact

- Improve program evaluation and enable policymakers to make data-driven decisions
- Promote population awareness and consistent, targeted approaches for OYYA needs
- Improve workforce preparation, including job training, childcare, and transportation support

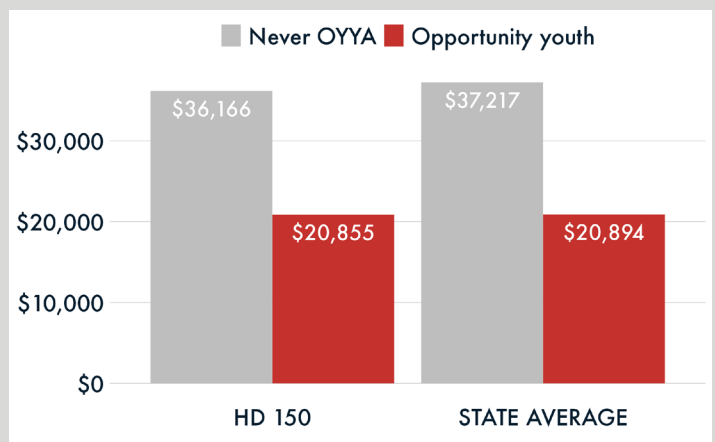
HOUSE DISTRICT #150

2,557 youth ages 16-24 are **not** enrolled in school and **not** working (15%).

Opportunity youth	Count	Percent
Male	1,329	52%
Female	1,228	48%
No health insurance	1,141	45%
No college (age 20-24)	1,227	70%
Parenting	206	8%

IMPACT ON WAGES

On average, youth who experienced disconnection in **HD 1** make **\$15,311** less annually by age 28.



Sources: IPUMS American Community Survey 2018-2022; Wage impact data comes from Ray Marshall Center’s analysis, as part of Evaluation of Services for Texas Opportunity Youth (ESTOY) project, of data from UT Austin’s Texas Education Research Center (<https://sites.utexas.edu/raymarshallcenter/>). State average is the weighted average of all state districts.