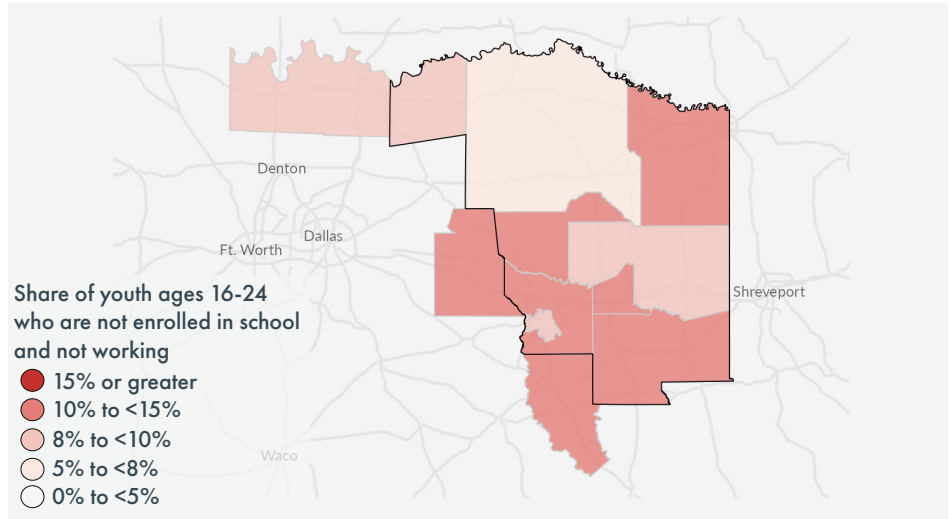


OPPORTUNITY YOUTH & WORKFORCE PRODUCTIVITY IN TEXAS



Senate District #1
Sen. Bryan Hughes



OPPORTUNITY YOUTH IN TEXAS

Young Texans aged 16-24 are crucial to not only our workforce but our economic future, yet **13.1% are neither in school nor working**. These opportunity youth and young adults (OYYA) need support to reconnect and become college or career ready.

In 2025, the Texas Workforce Commission plans to allocate **over \$80 million** in WIOA funds—the primary resource for OYYA—to youth programs. To secure Texas’ prosperity, we must efficiently use these funds and improve coordination among stakeholders to help over one million OYYA reengage in education or employment.

POLICY PRIORITIES

Proposed Policy Recommendations

- **Enhanced Fiscal Transparency:** Require aggregation of existing workforce data for Texans aged 16-24
- **Strategic Planning:** Require local workforce boards to include strategies for engaging OYYA
- **Increased Community Engagement:** Notify workforce officials when subsidized job creation exceeds 100 jobs

Policy Impact

- Improve program evaluation and enable policymakers to make data-driven decisions
- Promote population awareness and consistent, targeted approaches for OYYA needs
- Improve workforce preparation, including job training, childcare, and transportation support

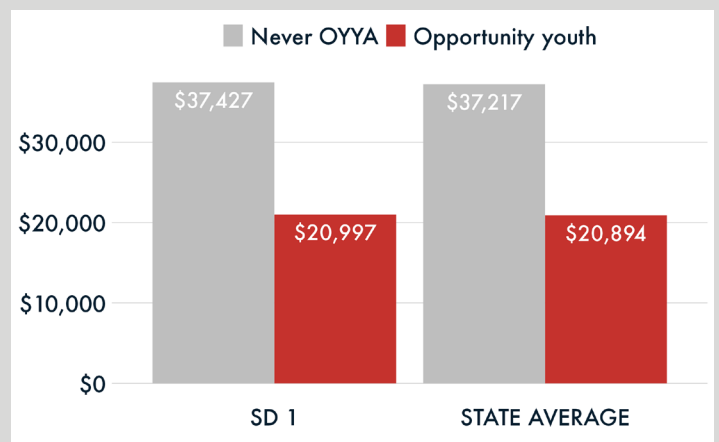
SENATE DISTRICT #1

2,248 youth ages 16-24 are **not** enrolled in school and **not** working (15%).

Opportunity youth	Count	Percent
Male	1,166	52%
Female	1,082	48%
No health insurance	824	37%
No college (age 20-24)	1,117	76%
Parenting	288	13%

IMPACT ON WAGES

On average, youth who experienced disconnection in **SD 1** make **\$16,430** less annually by age 28.

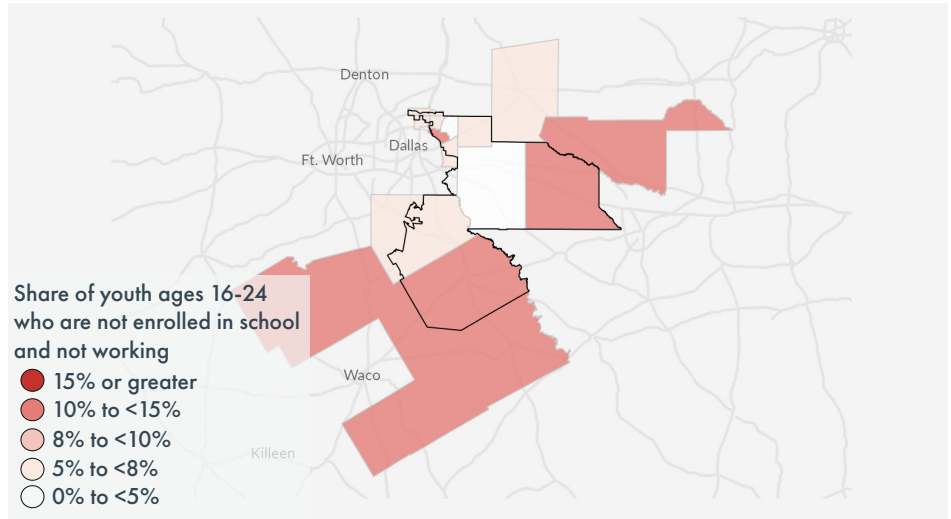


Sources: IPUMS American Community Survey 2018-2022; Wage impact data comes from Ray Marshall Center’s analysis, as part of Evaluation of Services for Texas Opportunity Youth (ESTOY) project, of data from UT Austin’s Texas Education Research Center (<https://sites.utexas.edu/raymarshallcenter/>). State average is the weighted average of all state districts.

OPPORTUNITY YOUTH & WORKFORCE PRODUCTIVITY IN TEXAS



Senate District #2
Sen. Bob Hall



OPPORTUNITY YOUTH IN TEXAS

Young Texans aged 16-24 are crucial to not only our workforce but our economic future, yet **13.1% are neither in school nor working**. These opportunity youth and young adults (OYYA) need support to reconnect and become college or career ready.

In 2025, the Texas Workforce Commission plans to allocate **over \$80 million** in WIOA funds—the primary resource for OYYA—to youth programs. To secure Texas’ prosperity, we must efficiently use these funds and improve coordination among stakeholders to help over one million OYYA reengage in education or employment.

POLICY PRIORITIES

Proposed Policy Recommendations

- **Enhanced Fiscal Transparency:** Require aggregation of existing workforce data for Texans aged 16-24
- **Strategic Planning:** Require local workforce boards to include strategies for engaging OYYA
- **Increased Community Engagement:** Notify workforce officials when subsidized job creation exceeds 100 jobs

Policy Impact

- Improve program evaluation and enable policymakers to make data-driven decisions
- Promote population awareness and consistent, targeted approaches for OYYA needs
- Improve workforce preparation, including job training, childcare, and transportation support

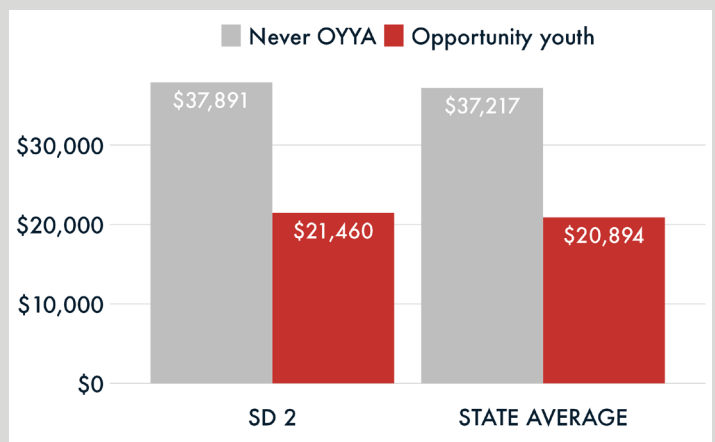
SENATE DISTRICT #2

2,145 youth ages 16-24 are **not** enrolled in school and **not** working (12%).

Opportunity youth	Count	Percent
Male	1,011	47%
Female	1,134	53%
No health insurance	808	38%
No college (age 20-24)	1,034	69%
Parenting	274	13%

IMPACT ON WAGES

On average, youth who experienced disconnection in **SD 2** make **\$16,431** less annually by age 28.

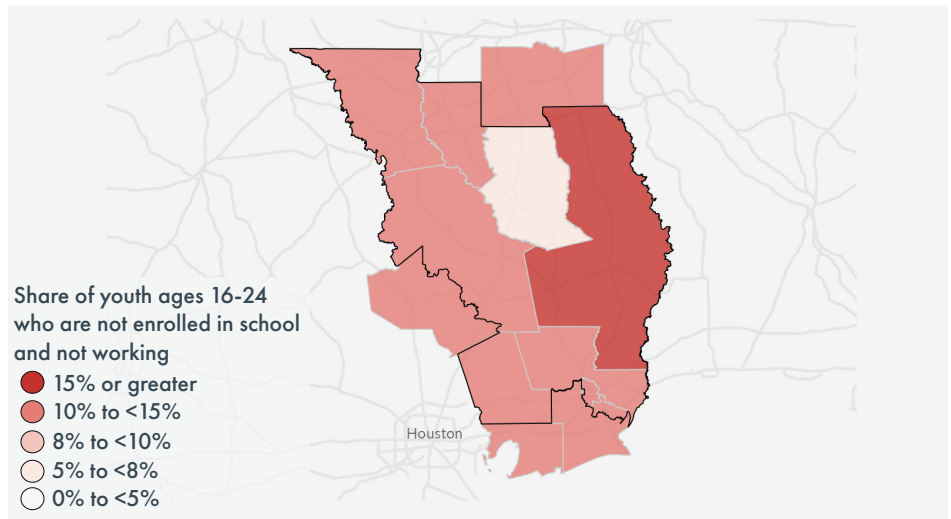


Sources: IPUMS American Community Survey 2018-2022; Wage impact data comes from Ray Marshall Center’s analysis, as part of Evaluation of Services for Texas Opportunity Youth (ESTOY) project, of data from UT Austin’s Texas Education Research Center (<https://sites.utexas.edu/raymarshallcenter/>). State average is the weighted average of all state districts.

OPPORTUNITY YOUTH & WORKFORCE PRODUCTIVITY IN TEXAS



Senate District #3
Sen. Robert Nichols



OPPORTUNITY YOUTH IN TEXAS

Young Texans aged 16-24 are crucial to not only our workforce but our economic future, yet **13.1% are neither in school nor working**. These opportunity youth and young adults (OYYA) need support to reconnect and become college or career ready.

In 2025, the Texas Workforce Commission plans to allocate **over \$80 million** in WIOA funds—the primary resource for OYYA—to youth programs. To secure Texas’ prosperity, we must efficiently use these funds and improve coordination among stakeholders to help over one million OYYA reengage in education or employment.

POLICY PRIORITIES

Proposed Policy Recommendations

- **Enhanced Fiscal Transparency:** Require aggregation of existing workforce data for Texans aged 16-24
- **Strategic Planning:** Require local workforce boards to include strategies for engaging OYYA
- **Increased Community Engagement:** Notify workforce officials when subsidized job creation exceeds 100 jobs

Policy Impact

- Improve program evaluation and enable policymakers to make data-driven decisions
- Promote population awareness and consistent, targeted approaches for OYYA needs
- Improve workforce preparation, including job training, childcare, and transportation support

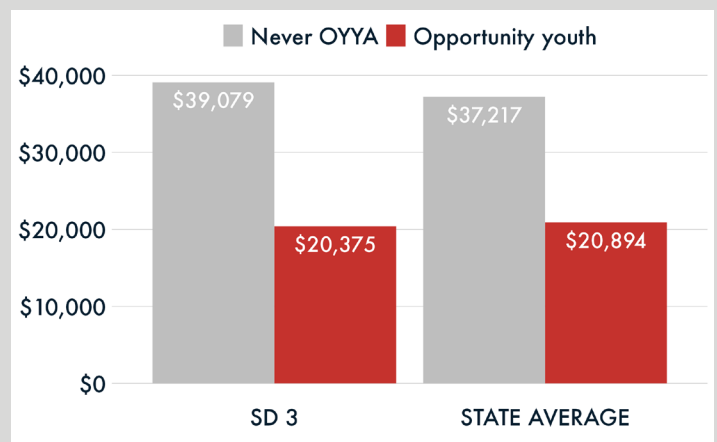
SENATE DISTRICT #3

3,098 youth ages 16-24 are **not** enrolled in school and **not** working (18%).

Opportunity youth	Count	Percent
Male	1,606	52%
Female	1,492	48%
No health insurance	1,386	45%
No college (age 20-24)	1,816	81%
Parenting	532	17%

IMPACT ON WAGES

On average, youth who experienced disconnection in **SD 3** make **\$18,704** less annually by age 28.

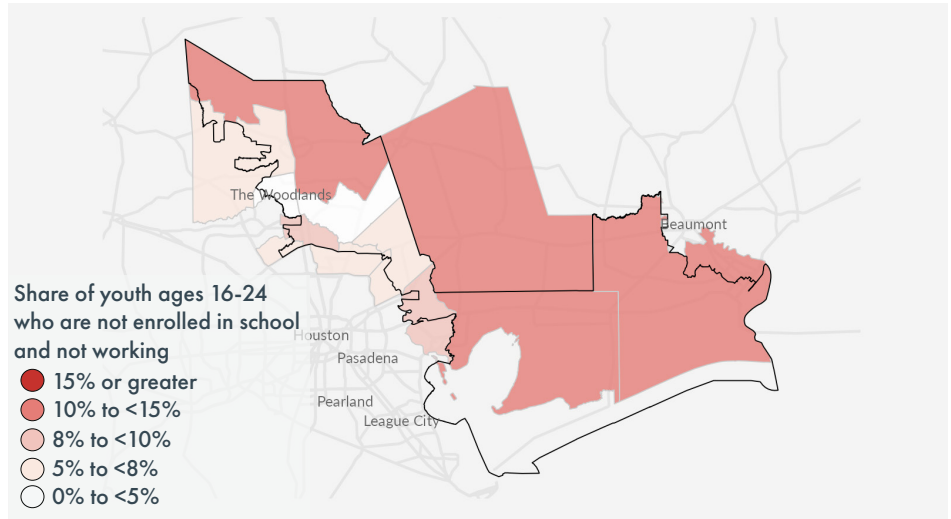


Sources: IPUMS American Community Survey 2018-2022; Wage impact data comes from Ray Marshall Center’s analysis, as part of Evaluation of Services for Texas Opportunity Youth (ESTOY) project, of data from UT Austin’s Texas Education Research Center (<https://sites.utexas.edu/raymarshallcenter/>). State average is the weighted average of all state districts.

OPPORTUNITY YOUTH & WORKFORCE PRODUCTIVITY IN TEXAS



Senate District #4
Sen. Brandon Creighton



OPPORTUNITY YOUTH IN TEXAS

Young Texans aged 16-24 are crucial to not only our workforce but our economic future, yet **13.1% are neither in school nor working**. These opportunity youth and young adults (OYYA) need support to reconnect and become college or career ready.

In 2025, the Texas Workforce Commission plans to allocate **over \$80 million** in WIOA funds—the primary resource for OYYA—to youth programs. To secure Texas’ prosperity, we must efficiently use these funds and improve coordination among stakeholders to help over one million OYYA reengage in education or employment.

POLICY PRIORITIES

Proposed Policy Recommendations

- **Enhanced Fiscal Transparency:** Require aggregation of existing workforce data for Texans aged 16-24
- **Strategic Planning:** Require local workforce boards to include strategies for engaging OYYA
- **Increased Community Engagement:** Notify workforce officials when subsidized job creation exceeds 100 jobs

Policy Impact

- Improve program evaluation and enable policymakers to make data-driven decisions
- Promote population awareness and consistent, targeted approaches for OYYA needs
- Improve workforce preparation, including job training, childcare, and transportation support

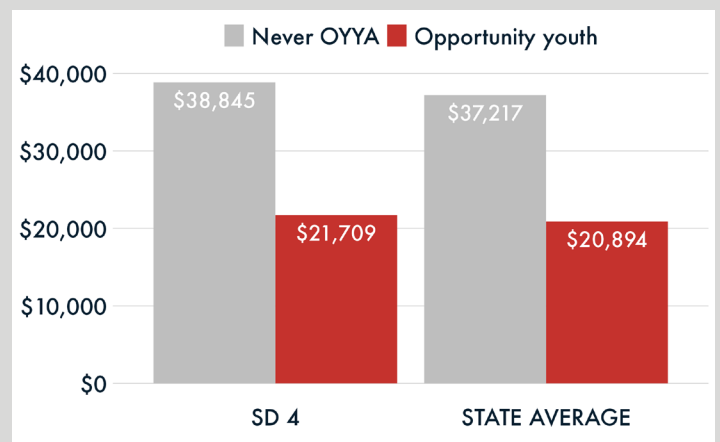
SENATE DISTRICT #4

2,190 youth ages 16-24 are **not** enrolled in school and **not** working (13%).

Opportunity youth	Count	Percent
Male	1,035	47%
Female	1,154	53%
No health insurance	911	42%
No college (age 20-24)	1,137	73%
Parenting	404	18%

IMPACT ON WAGES

On average, youth who experienced disconnection in **SD 4** make **\$17,135** less annually by age 28.

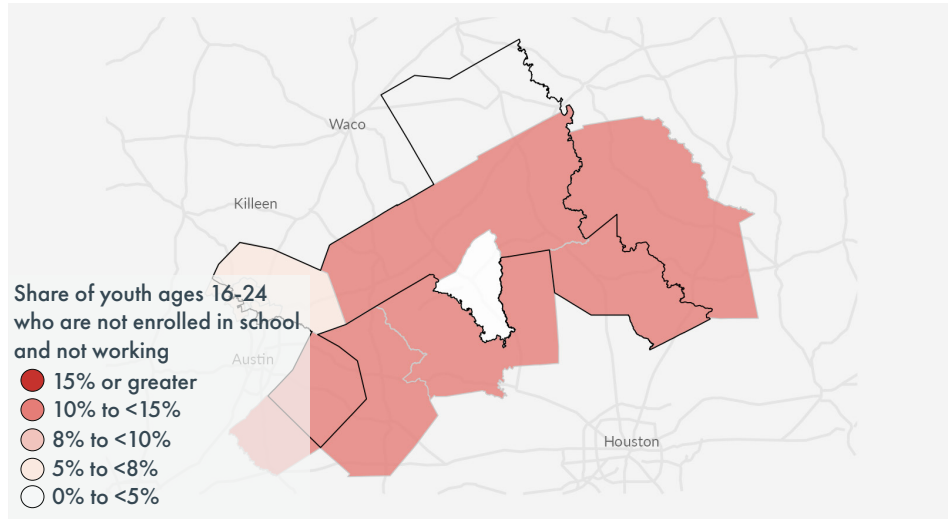


Sources: IPUMS American Community Survey 2018-2022; Wage impact data comes from Ray Marshall Center’s analysis, as part of Evaluation of Services for Texas Opportunity Youth (ESTOY) project, of data from UT Austin’s Texas Education Research Center (<https://sites.utexas.edu/raymarshallcenter/>). State average is the weighted average of all state districts.

OPPORTUNITY YOUTH & WORKFORCE PRODUCTIVITY IN TEXAS



Senate District #5
Sen. Charles Schwertner



OPPORTUNITY YOUTH IN TEXAS

Young Texans aged 16-24 are crucial to not only our workforce but our economic future, yet **13.1% are neither in school nor working**. These opportunity youth and young adults (OYYA) need support to reconnect and become college or career ready.

In 2025, the Texas Workforce Commission plans to allocate **over \$80 million** in WIOA funds—the primary resource for OYYA—to youth programs. To secure Texas’ prosperity, we must efficiently use these funds and improve coordination among stakeholders to help over one million OYYA reengage in education or employment.

POLICY PRIORITIES

Proposed Policy Recommendations

- **Enhanced Fiscal Transparency:** Require aggregation of existing workforce data for Texans aged 16-24
- **Strategic Planning:** Require local workforce boards to include strategies for engaging OYYA
- **Increased Community Engagement:** Notify workforce officials when subsidized job creation exceeds 100 jobs

Policy Impact

- Improve program evaluation and enable policymakers to make data-driven decisions
- Promote population awareness and consistent, targeted approaches for OYYA needs
- Improve workforce preparation, including job training, childcare, and transportation support

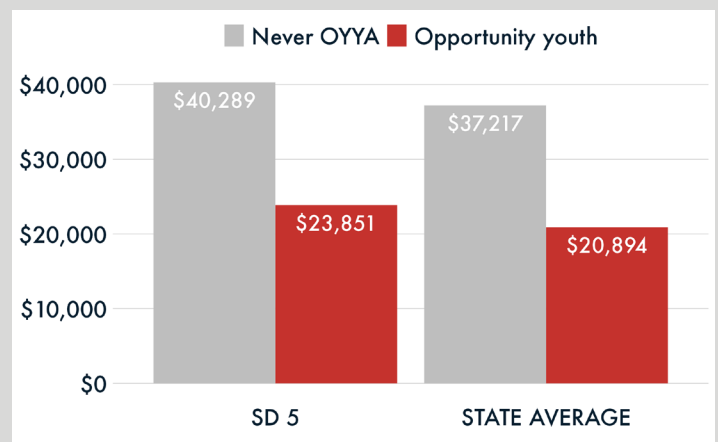
SENATE DISTRICT #5

2,841 youth ages 16-24 are **not** enrolled in school and **not** working (8%).

Opportunity youth	Count	Percent
Male	1,437	51%
Female	1,404	49%
No health insurance	1,089	38%
No college (age 20-24)	1,282	71%
Parenting	311	11%

IMPACT ON WAGES

On average, youth who experienced disconnection in **SD 5** make **\$16,437** less annually by age 28.

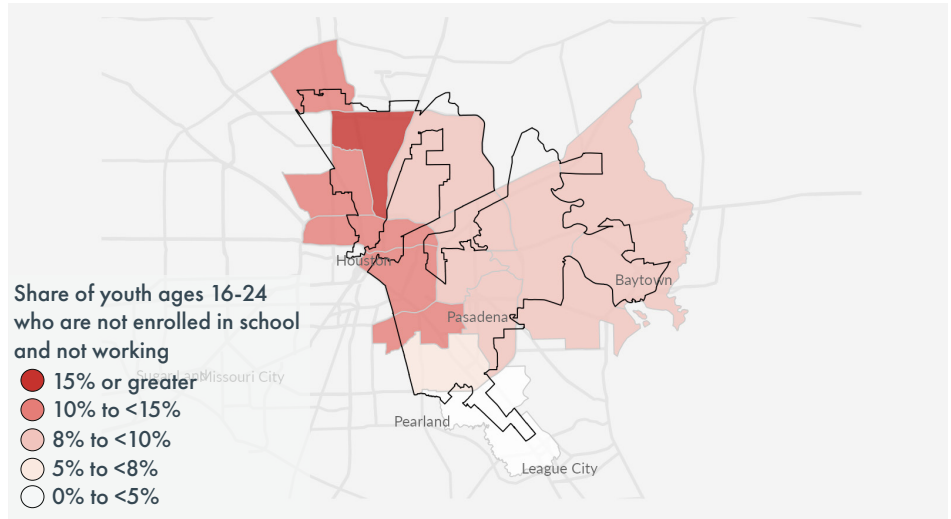


Sources: IPUMS American Community Survey 2018-2022; Wage impact data comes from Ray Marshall Center’s analysis, as part of Evaluation of Services for Texas Opportunity Youth (ESTOY) project, of data from UT Austin’s Texas Education Research Center (<https://sites.utexas.edu/raymarshallcenter/>). State average is the weighted average of all state districts.

OPPORTUNITY YOUTH & WORKFORCE PRODUCTIVITY IN TEXAS



Senate District #6
Sen. Carol Alvarado



OPPORTUNITY YOUTH IN TEXAS

Young Texans aged 16-24 are crucial to not only our workforce but our economic future, yet **13.1% are neither in school nor working**. These opportunity youth and young adults (OYYA) need support to reconnect and become college or career ready.

In 2025, the Texas Workforce Commission plans to allocate **over \$80 million** in WIOA funds—the primary resource for OYYA—to youth programs. To secure Texas’ prosperity, we must efficiently use these funds and improve coordination among stakeholders to help over one million OYYA reengage in education or employment.

POLICY PRIORITIES

Proposed Policy Recommendations

- **Enhanced Fiscal Transparency:** Require aggregation of existing workforce data for Texans aged 16-24
- **Strategic Planning:** Require local workforce boards to include strategies for engaging OYYA
- **Increased Community Engagement:** Notify workforce officials when subsidized job creation exceeds 100 jobs

Policy Impact

- Improve program evaluation and enable policymakers to make data-driven decisions
- Promote population awareness and consistent, targeted approaches for OYYA needs
- Improve workforce preparation, including job training, childcare, and transportation support

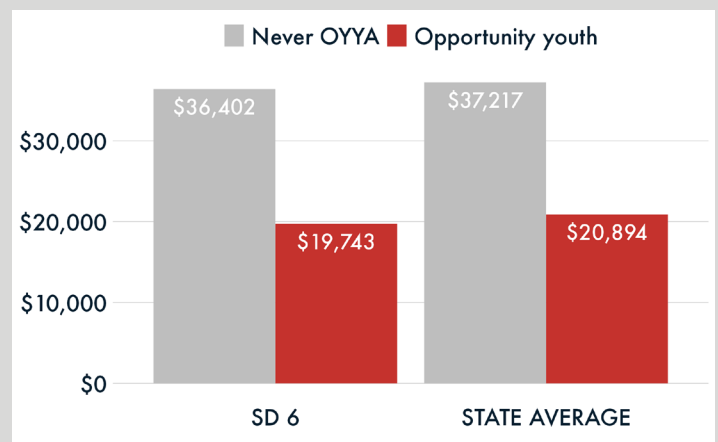
SENATE DISTRICT #6

2,722 youth ages 16-24 are **not** enrolled in school and **not** working (17%).

Opportunity youth	Count	Percent
Male	1,313	48%
Female	1,409	52%
No health insurance	1,441	53%
No college (age 20-24)	1,492	79%
Parenting	525	19%

IMPACT ON WAGES

On average, youth who experienced disconnection in **SD 6** make **\$16,659** less annually by age 28.

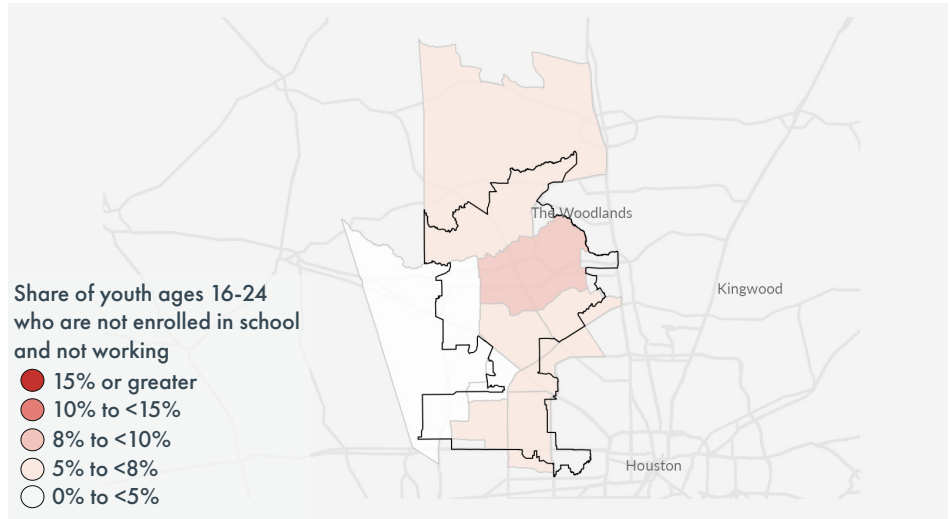


Sources: IPUMS American Community Survey 2018-2022; Wage impact data comes from Ray Marshall Center’s analysis, as part of Evaluation of Services for Texas Opportunity Youth (ESTOY) project, of data from UT Austin’s Texas Education Research Center (<https://sites.utexas.edu/raymarshallcenter/>). State average is the weighted average of all state districts.

OPPORTUNITY YOUTH & WORKFORCE PRODUCTIVITY IN TEXAS



Senate District #7
Sen. Paul Bettencourt



OPPORTUNITY YOUTH IN TEXAS

Young Texans aged 16-24 are crucial to not only our workforce but our economic future, yet **13.1% are neither in school nor working**. These opportunity youth and young adults (OYYA) need support to reconnect and become college or career ready.

In 2025, the Texas Workforce Commission plans to allocate **over \$80 million** in WIOA funds—the primary resource for OYYA—to youth programs. To secure Texas’ prosperity, we must efficiently use these funds and improve coordination among stakeholders to help over one million OYYA reengage in education or employment.

POLICY PRIORITIES

Proposed Policy Recommendations

- **Enhanced Fiscal Transparency:** Require aggregation of existing workforce data for Texans aged 16-24
- **Strategic Planning:** Require local workforce boards to include strategies for engaging OYYA
- **Increased Community Engagement:** Notify workforce officials when subsidized job creation exceeds 100 jobs

Policy Impact

- Improve program evaluation and enable policymakers to make data-driven decisions
- Promote population awareness and consistent, targeted approaches for OYYA needs
- Improve workforce preparation, including job training, childcare, and transportation support

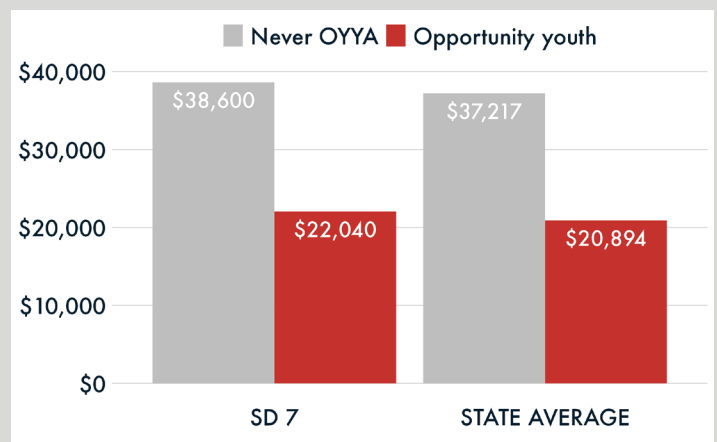
SENATE DISTRICT #7

1,904 youth ages 16-24 are **not** enrolled in school and **not** working (12%).

Opportunity youth	Count	Percent
Male	1,036	54%
Female	868	46%
No health insurance	729	38%
No college (age 20-24)	758	64%
Parenting	135	7%

IMPACT ON WAGES

On average, youth who experienced disconnection in **SD 7** make **\$16,560** less annually by age 28.

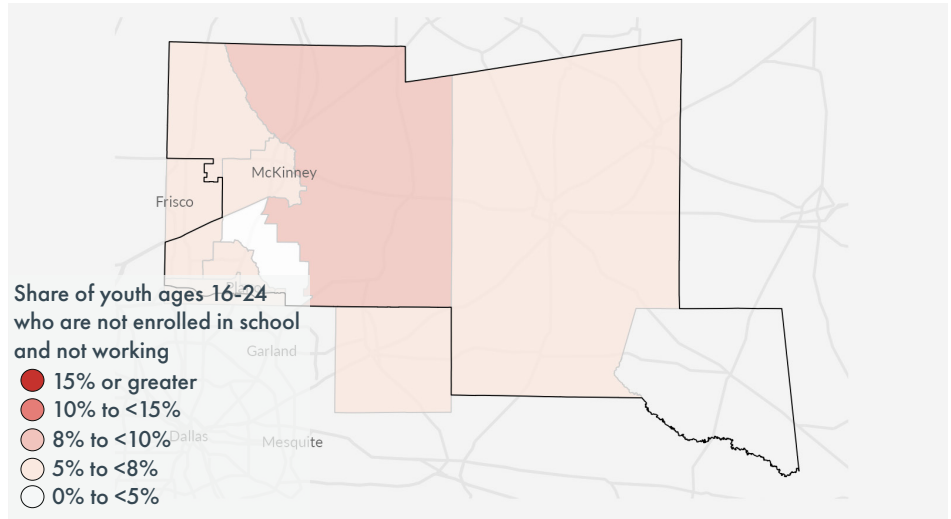


Sources: IPUMS American Community Survey 2018-2022; Wage impact data comes from Ray Marshall Center’s analysis, as part of Evaluation of Services for Texas Opportunity Youth (ESTOY) project, of data from UT Austin’s Texas Education Research Center (<https://sites.utexas.edu/raymarshallcenter/>). State average is the weighted average of all state districts.

OPPORTUNITY YOUTH & WORKFORCE PRODUCTIVITY IN TEXAS



Senate District #8
Sen. Angela Paxton



OPPORTUNITY YOUTH IN TEXAS

Young Texans aged 16-24 are crucial to not only our workforce but our economic future, yet **13.1% are neither in school nor working**. These opportunity youth and young adults (OYYA) need support to reconnect and become college or career ready.

In 2025, the Texas Workforce Commission plans to allocate **over \$80 million** in WIOA funds—the primary resource for OYYA—to youth programs. To secure Texas’ prosperity, we must efficiently use these funds and improve coordination among stakeholders to help over one million OYYA reengage in education or employment.

POLICY PRIORITIES

Proposed Policy Recommendations

- **Enhanced Fiscal Transparency:** Require aggregation of existing workforce data for Texans aged 16-24
- **Strategic Planning:** Require local workforce boards to include strategies for engaging OYYA
- **Increased Community Engagement:** Notify workforce officials when subsidized job creation exceeds 100 jobs

Policy Impact

- Improve program evaluation and enable policymakers to make data-driven decisions
- Promote population awareness and consistent, targeted approaches for OYYA needs
- Improve workforce preparation, including job training, childcare, and transportation support

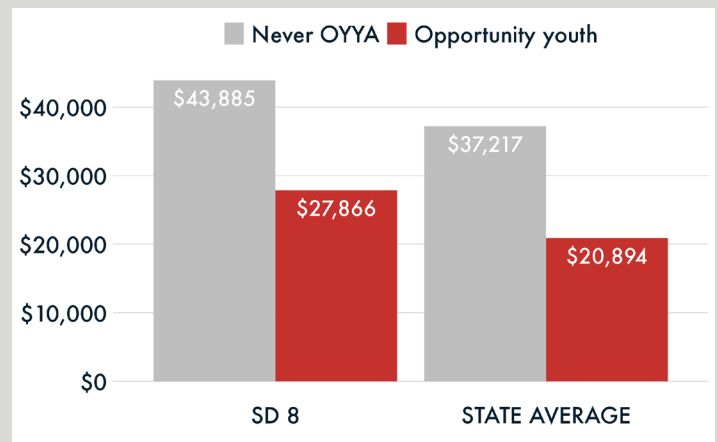
SENATE DISTRICT #8

1,980 youth ages 16-24 are **not** enrolled in school and **not** working (10%).

Opportunity youth	Count	Percent
Male	1,030	52%
Female	950	48%
No health insurance	715	36%
No college (age 20-24)	833	61%
Parenting	190	10%

IMPACT ON WAGES

On average, youth who experienced disconnection in **SD 8** make **\$16,019** less annually by age 28.

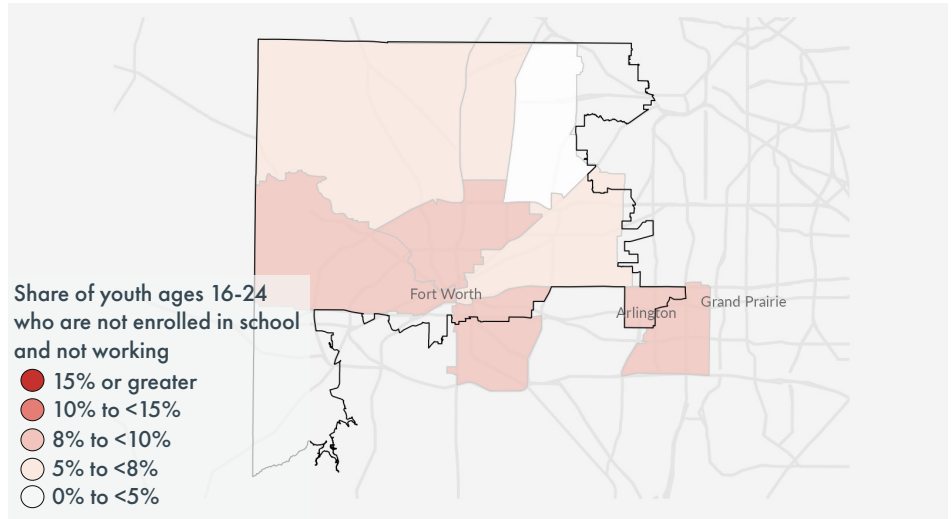


Sources: IPUMS American Community Survey 2018-2022; Wage impact data comes from Ray Marshall Center’s analysis, as part of Evaluation of Services for Texas Opportunity Youth (ESTOY) project, of data from UT Austin’s Texas Education Research Center (<https://sites.utexas.edu/raymarshallcenter/>). State average is the weighted average of all state districts.

OPPORTUNITY YOUTH & WORKFORCE PRODUCTIVITY IN TEXAS



Senate District #9
Sen. Kelly Hancock



OPPORTUNITY YOUTH IN TEXAS

Young Texans aged 16-24 are crucial to not only our workforce but our economic future, yet **13.1% are neither in school nor working**. These opportunity youth and young adults (OYYA) need support to reconnect and become college or career ready.

In 2025, the Texas Workforce Commission plans to allocate **over \$80 million** in WIOA funds—the primary resource for OYYA—to youth programs. To secure Texas’ prosperity, we must efficiently use these funds and improve coordination among stakeholders to help over one million OYYA reengage in education or employment.

POLICY PRIORITIES

Proposed Policy Recommendations

- **Enhanced Fiscal Transparency:** Require aggregation of existing workforce data for Texans aged 16-24
- **Strategic Planning:** Require local workforce boards to include strategies for engaging OYYA
- **Increased Community Engagement:** Notify workforce officials when subsidized job creation exceeds 100 jobs

Policy Impact

- Improve program evaluation and enable policymakers to make data-driven decisions
- Promote population awareness and consistent, targeted approaches for OYYA needs
- Improve workforce preparation, including job training, childcare, and transportation support

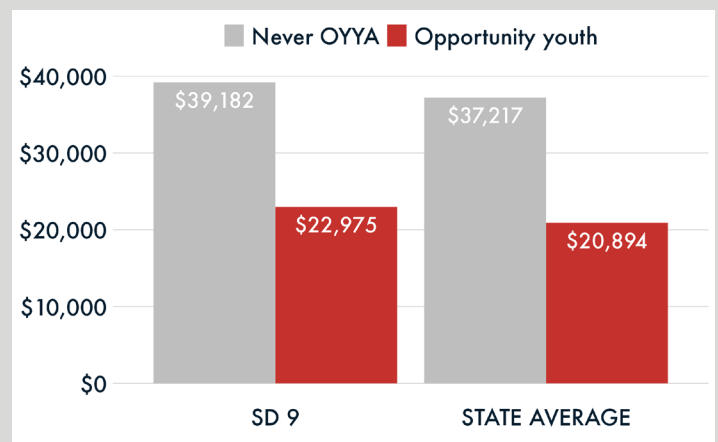
SENATE DISTRICT #9

1,853 youth ages 16-24 are **not** enrolled in school and **not** working (11%).

Opportunity youth	Count	Percent
Male	865	47%
Female	988	53%
No health insurance	780	42%
No college (age 20-24)	937	74%
Parenting	306	17%

IMPACT ON WAGES

On average, youth who experienced disconnection in **SD 9** make **\$16,207** less annually by age 28.

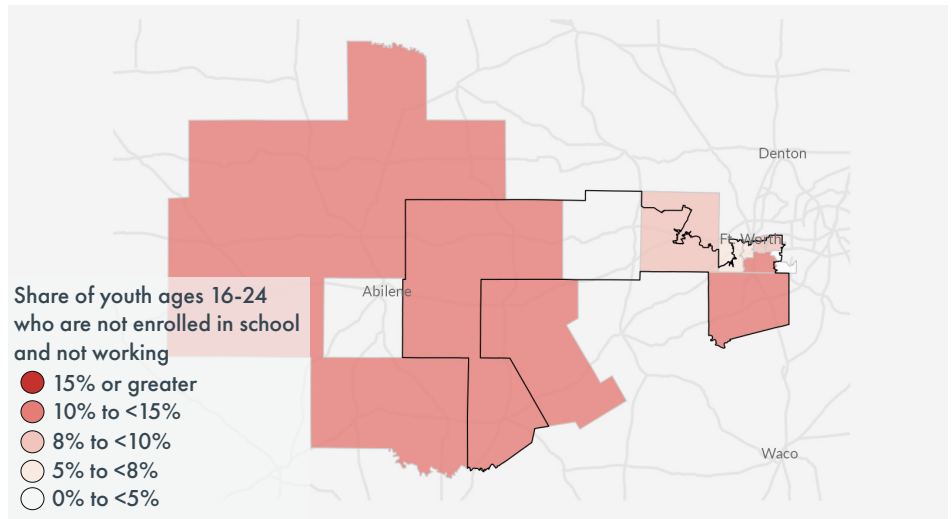


Sources: IPUMS American Community Survey 2018-2022; Wage impact data comes from Ray Marshall Center’s analysis, as part of Evaluation of Services for Texas Opportunity Youth (ESTOY) project, of data from UT Austin’s Texas Education Research Center (<https://sites.utexas.edu/raymarshallcenter/>). State average is the weighted average of all state districts.

OPPORTUNITY YOUTH & WORKFORCE PRODUCTIVITY IN TEXAS



Senate District #10
Sen. Phil King



OPPORTUNITY YOUTH IN TEXAS

Young Texans aged 16-24 are crucial to not only our workforce but our economic future, yet **13.1% are neither in school nor working**. These opportunity youth and young adults (OYYA) need support to reconnect and become college or career ready.

In 2025, the Texas Workforce Commission plans to allocate **over \$80 million** in WIOA funds—the primary resource for OYYA—to youth programs. To secure Texas’ prosperity, we must efficiently use these funds and improve coordination among stakeholders to help over one million OYYA reengage in education or employment.

POLICY PRIORITIES

Proposed Policy Recommendations

- **Enhanced Fiscal Transparency:** Require aggregation of existing workforce data for Texans aged 16-24
- **Strategic Planning:** Require local workforce boards to include strategies for engaging OYYA
- **Increased Community Engagement:** Notify workforce officials when subsidized job creation exceeds 100 jobs

Policy Impact

- Improve program evaluation and enable policymakers to make data-driven decisions
- Promote population awareness and consistent, targeted approaches for OYYA needs
- Improve workforce preparation, including job training, childcare, and transportation support

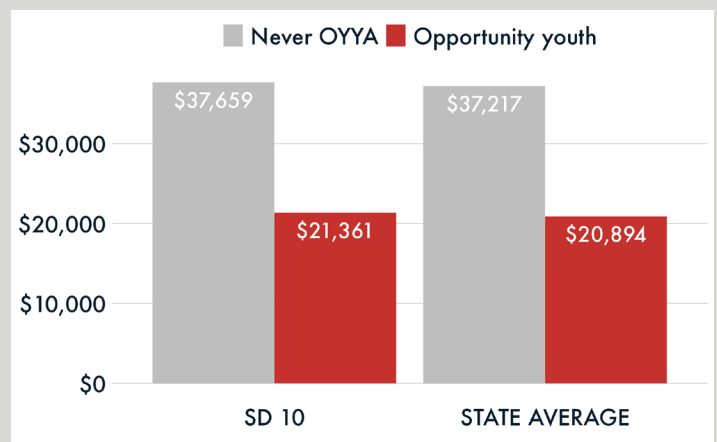
SENATE DISTRICT #10

2,864 youth ages 16-24 are **not** enrolled in school and **not** working (15%).

Opportunity youth	Count	Percent
Male	1,390	49%
Female	1,474	51%
No health insurance	1,257	44%
No college (age 20-24)	1,329	72%
Parenting	509	18%

IMPACT ON WAGES

On average, youth who experienced disconnection in **SD 10** make **\$16,299** less annually by age 28.

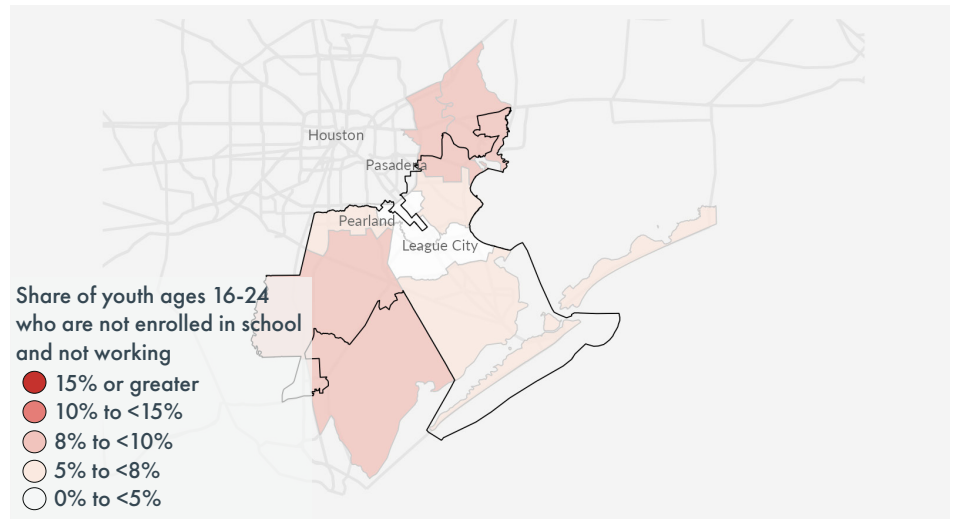


Sources: IPUMS American Community Survey 2018-2022; Wage impact data comes from Ray Marshall Center’s analysis, as part of Evaluation of Services for Texas Opportunity Youth (ESTOY) project, of data from UT Austin’s Texas Education Research Center (<https://sites.utexas.edu/raymarshallcenter/>). State average is the weighted average of all state districts.

OPPORTUNITY YOUTH & WORKFORCE PRODUCTIVITY IN TEXAS



Senate District #11
Sen. Mayes Middleton



OPPORTUNITY YOUTH IN TEXAS

Young Texans aged 16-24 are crucial to not only our workforce but our economic future, yet **13.1% are neither in school nor working**. These opportunity youth and young adults (OYYA) need support to reconnect and become college or career ready.

In 2025, the Texas Workforce Commission plans to allocate **over \$80 million** in WIOA funds—the primary resource for OYYA—to youth programs. To secure Texas’ prosperity, we must efficiently use these funds and improve coordination among stakeholders to help over one million OYYA reengage in education or employment.

POLICY PRIORITIES

Proposed Policy Recommendations

- **Enhanced Fiscal Transparency:** Require aggregation of existing workforce data for Texans aged 16-24
- **Strategic Planning:** Require local workforce boards to include strategies for engaging OYYA
- **Increased Community Engagement:** Notify workforce officials when subsidized job creation exceeds 100 jobs

Policy Impact

- Improve program evaluation and enable policymakers to make data-driven decisions
- Promote population awareness and consistent, targeted approaches for OYYA needs
- Improve workforce preparation, including job training, childcare, and transportation support

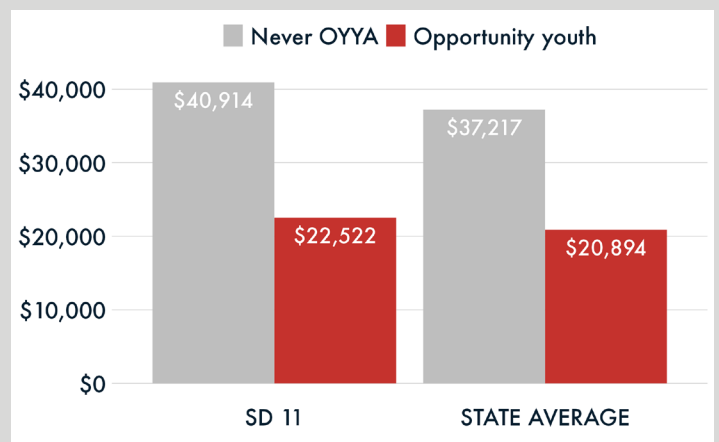
SENATE DISTRICT #11

2,060 youth ages 16-24 are **not** enrolled in school and **not** working (12%).

Opportunity youth	Count	Percent
Male	1,109	54%
Female	951	46%
No health insurance	810	39%
No college (age 20-24)	1,015	66%
Parenting	361	18%

IMPACT ON WAGES

On average, youth who experienced disconnection in **SD 11** make **\$18,392** less annually by age 28.

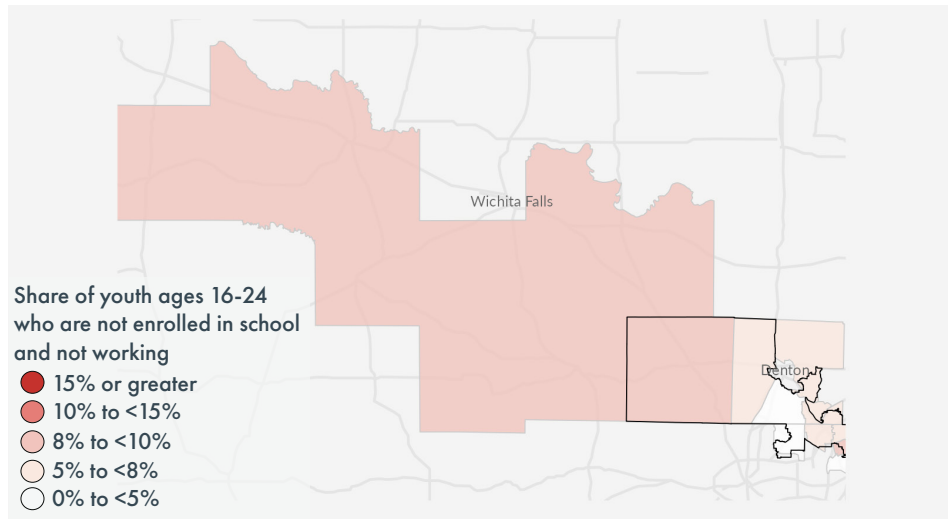


Sources: IPUMS American Community Survey 2018-2022; Wage impact data comes from Ray Marshall Center’s analysis, as part of Evaluation of Services for Texas Opportunity Youth (ESTOY) project, of data from UT Austin’s Texas Education Research Center (<https://sites.utexas.edu/raymarshallcenter/>). State average is the weighted average of all state districts.

OPPORTUNITY YOUTH & WORKFORCE PRODUCTIVITY IN TEXAS



Senate District #12
Sen. Tan Parker



OPPORTUNITY YOUTH IN TEXAS

Young Texans aged 16-24 are crucial to not only our workforce but our economic future, yet **13.1% are neither in school nor working**. These opportunity youth and young adults (OYYA) need support to reconnect and become college or career ready.

In 2025, the Texas Workforce Commission plans to allocate **over \$80 million** in WIOA funds—the primary resource for OYYA—to youth programs. To secure Texas’ prosperity, we must efficiently use these funds and improve coordination among stakeholders to help over one million OYYA reengage in education or employment.

POLICY PRIORITIES

Proposed Policy Recommendations

- **Enhanced Fiscal Transparency:** Require aggregation of existing workforce data for Texans aged 16-24
- **Strategic Planning:** Require local workforce boards to include strategies for engaging OYYA
- **Increased Community Engagement:** Notify workforce officials when subsidized job creation exceeds 100 jobs

Policy Impact

- Improve program evaluation and enable policymakers to make data-driven decisions
- Promote population awareness and consistent, targeted approaches for OYYA needs
- Improve workforce preparation, including job training, childcare, and transportation support

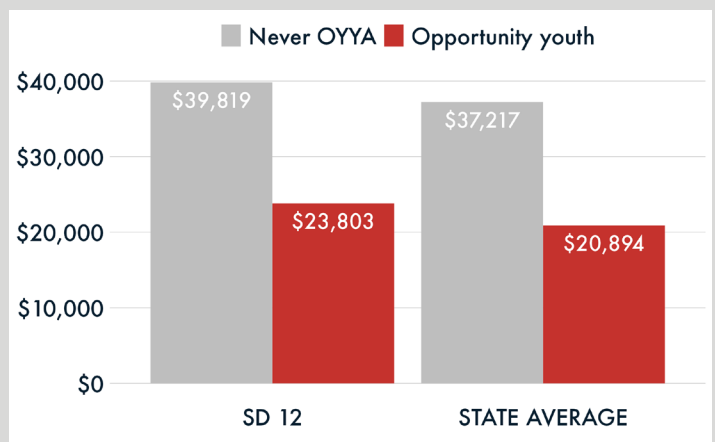
SENATE DISTRICT #12

1,322 youth ages 16-24 are **not** enrolled in school and **not** working (9%).

Opportunity youth	Count	Percent
Male	651	49%
Female	670	51%
No health insurance	482	36%
No college (age 20-24)	547	60%
Parenting	180	14%

IMPACT ON WAGES

On average, youth who experienced disconnection in **SD 12** make **\$16,016** less annually by age 28.

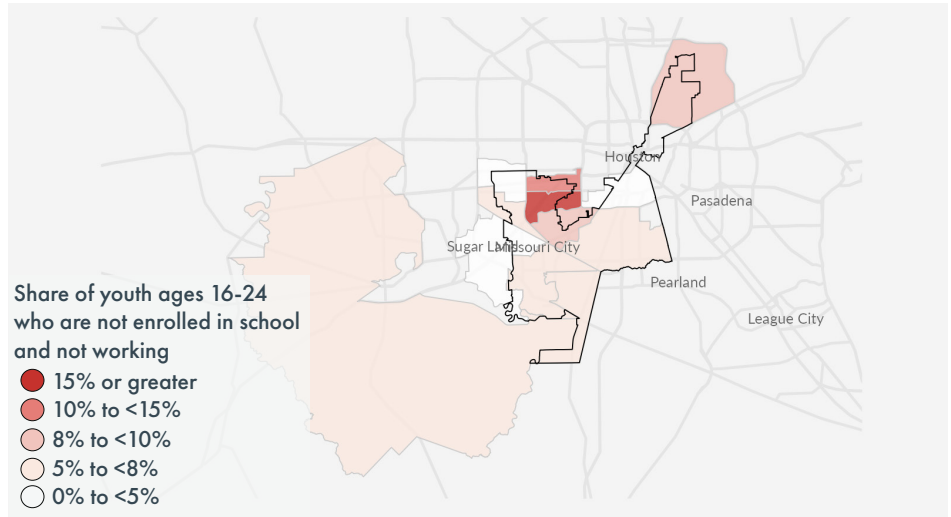


Sources: IPUMS American Community Survey 2018-2022; Wage impact data comes from Ray Marshall Center’s analysis, as part of Evaluation of Services for Texas Opportunity Youth (ESTOY) project, of data from UT Austin’s Texas Education Research Center (<https://sites.utexas.edu/raymarshallcenter/>). State average is the weighted average of all state districts.

OPPORTUNITY YOUTH & WORKFORCE PRODUCTIVITY IN TEXAS



Senate District #13
Sen. Borris L. Miles



OPPORTUNITY YOUTH IN TEXAS

Young Texans aged 16-24 are crucial to not only our workforce but our economic future, yet **13.1% are neither in school nor working**. These opportunity youth and young adults (OYYA) need support to reconnect and become college or career ready.

In 2025, the Texas Workforce Commission plans to allocate **over \$80 million** in WIOA funds—the primary resource for OYYA—to youth programs. To secure Texas’ prosperity, we must efficiently use these funds and improve coordination among stakeholders to help over one million OYYA reengage in education or employment.

POLICY PRIORITIES

Proposed Policy Recommendations

- **Enhanced Fiscal Transparency:** Require aggregation of existing workforce data for Texans aged 16-24
- **Strategic Planning:** Require local workforce boards to include strategies for engaging OYYA
- **Increased Community Engagement:** Notify workforce officials when subsidized job creation exceeds 100 jobs

Policy Impact

- Improve program evaluation and enable policymakers to make data-driven decisions
- Promote population awareness and consistent, targeted approaches for OYYA needs
- Improve workforce preparation, including job training, childcare, and transportation support

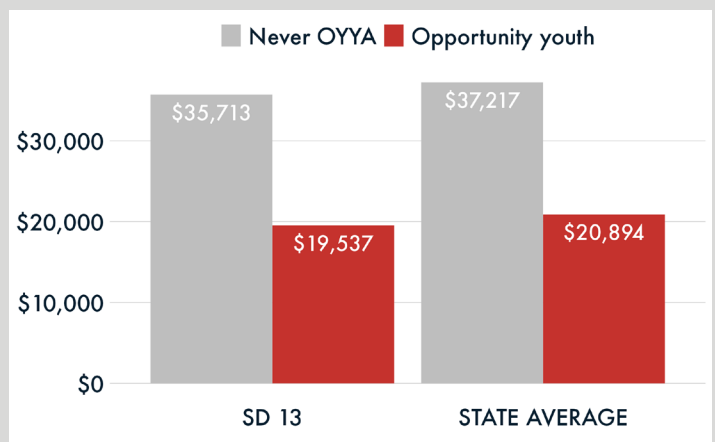
SENATE DISTRICT #13

2,155 youth ages 16-24 are **not** enrolled in school and **not** working (13%).

Opportunity youth	Count	Percent
Male	961	45%
Female	1,194	55%
No health insurance	1,047	49%
No college (age 20-24)	1,132	70%
Parenting	365	17%

IMPACT ON WAGES

On average, youth who experienced disconnection in **SD 13** make **\$16,176** less annually by age 28.

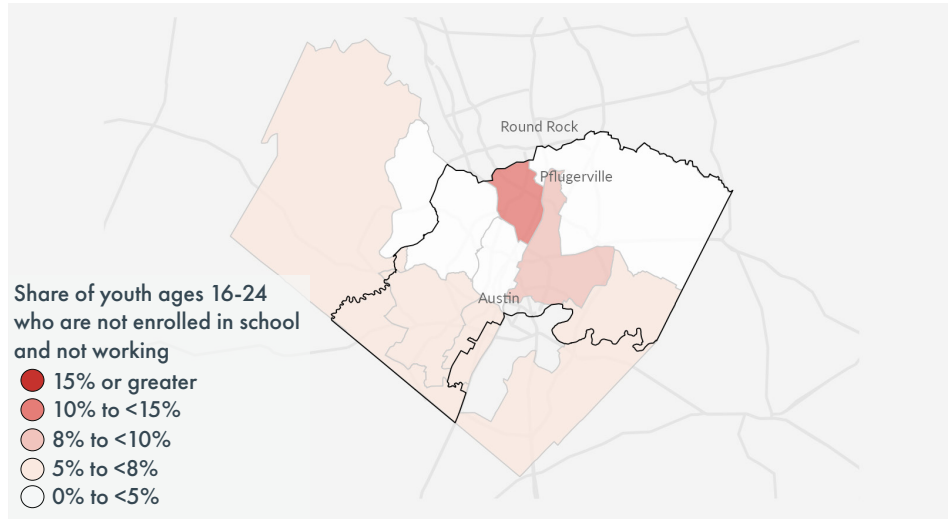


Sources: IPUMS American Community Survey 2018-2022; Wage impact data comes from Ray Marshall Center’s analysis, as part of Evaluation of Services for Texas Opportunity Youth (ESTOY) project, of data from UT Austin’s Texas Education Research Center (<https://sites.utexas.edu/raymarshallcenter/>). State average is the weighted average of all state districts.

OPPORTUNITY YOUTH & WORKFORCE PRODUCTIVITY IN TEXAS



Senate District #14
Sen. Sarah Eckhardt



OPPORTUNITY YOUTH IN TEXAS

Young Texans aged 16-24 are crucial to not only our workforce but our economic future, yet **13.1% are neither in school nor working**. These opportunity youth and young adults (OYYA) need support to reconnect and become college or career ready.

In 2025, the Texas Workforce Commission plans to allocate **over \$80 million** in WIOA funds—the primary resource for OYYA—to youth programs. To secure Texas’ prosperity, we must efficiently use these funds and improve coordination among stakeholders to help over one million OYYA reengage in education or employment.

POLICY PRIORITIES

Proposed Policy Recommendations

- **Enhanced Fiscal Transparency:** Require aggregation of existing workforce data for Texans aged 16-24
- **Strategic Planning:** Require local workforce boards to include strategies for engaging OYYA
- **Increased Community Engagement:** Notify workforce officials when subsidized job creation exceeds 100 jobs

Policy Impact

- Improve program evaluation and enable policymakers to make data-driven decisions
- Promote population awareness and consistent, targeted approaches for OYYA needs
- Improve workforce preparation, including job training, childcare, and transportation support

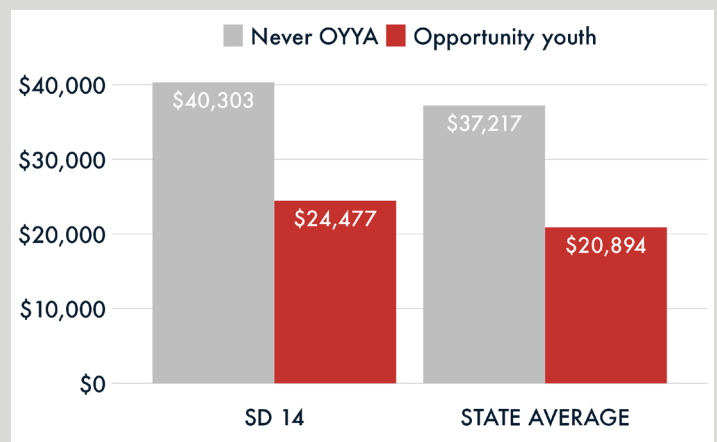
SENATE DISTRICT #14

1,367 youth ages 16-24 are **not** enrolled in school and **not** working (6%).

Opportunity youth	Count	Percent
Male	645	47%
Female	722	53%
No health insurance	515	38%
No college (age 20-24)	539	52%
Parenting	140	10%

IMPACT ON WAGES

On average, youth who experienced disconnection in **SD 14** make **\$15,826** less annually by age 28.

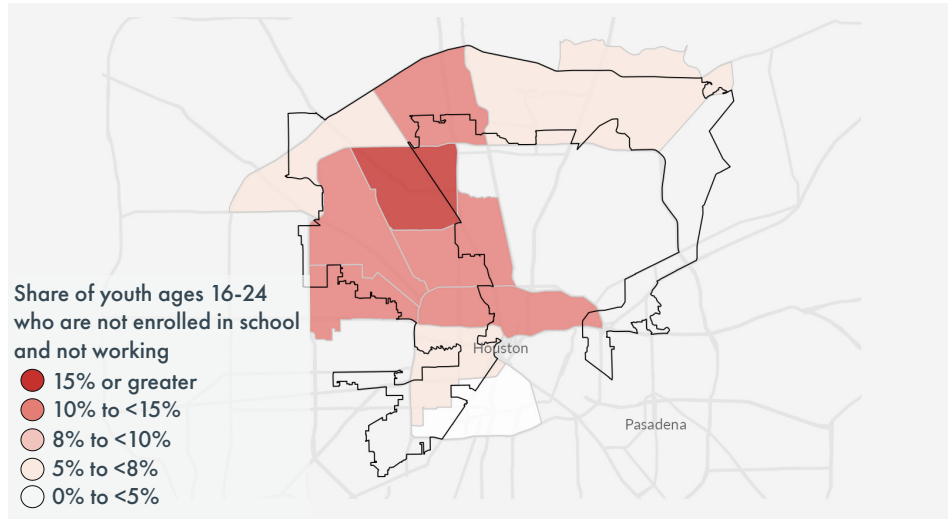


Sources: IPUMS American Community Survey 2018-2022; Wage impact data comes from Ray Marshall Center’s analysis, as part of Evaluation of Services for Texas Opportunity Youth (ESTOY) project, of data from UT Austin’s Texas Education Research Center (<https://sites.utexas.edu/raymarshallcenter/>). State average is the weighted average of all state districts.

OPPORTUNITY YOUTH & WORKFORCE PRODUCTIVITY IN TEXAS



Senate District #15
Sen. Molly Cook



OPPORTUNITY YOUTH IN TEXAS

Young Texans aged 16-24 are crucial to not only our workforce but our economic future, yet **13.1% are neither in school nor working**. These opportunity youth and young adults (OYYA) need support to reconnect and become college or career ready.

In 2025, the Texas Workforce Commission plans to allocate **over \$80 million** in WIOA funds—the primary resource for OYYA—to youth programs. To secure Texas’ prosperity, we must efficiently use these funds and improve coordination among stakeholders to help over one million OYYA reengage in education or employment.

POLICY PRIORITIES

Proposed Policy Recommendations

- **Enhanced Fiscal Transparency:** Require aggregation of existing workforce data for Texans aged 16-24
- **Strategic Planning:** Require local workforce boards to include strategies for engaging OYYA
- **Increased Community Engagement:** Notify workforce officials when subsidized job creation exceeds 100 jobs

Policy Impact

- Improve program evaluation and enable policymakers to make data-driven decisions
- Promote population awareness and consistent, targeted approaches for OYYA needs
- Improve workforce preparation, including job training, childcare, and transportation support

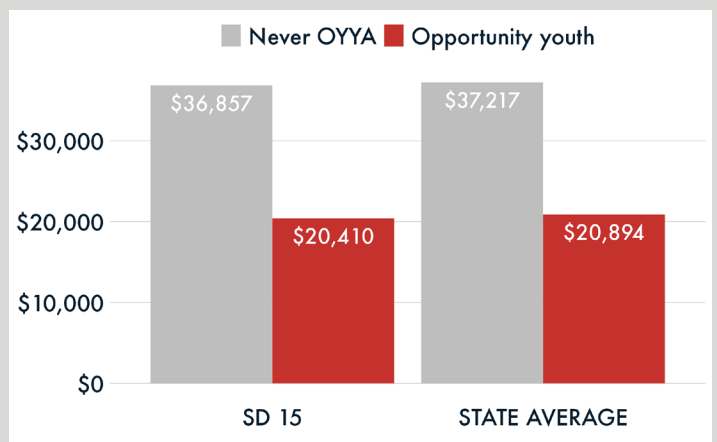
SENATE DISTRICT #15

2,295 youth ages 16-24 are **not** enrolled in school and **not** working (14%).

Opportunity youth	Count	Percent
Male	1,113	49%
Female	1,181	51%
No health insurance	1,183	52%
No college (age 20-24)	1,117	71%
Parenting	417	18%

IMPACT ON WAGES

On average, youth who experienced disconnection in **SD 15** make **\$16,448** less annually by age 28.

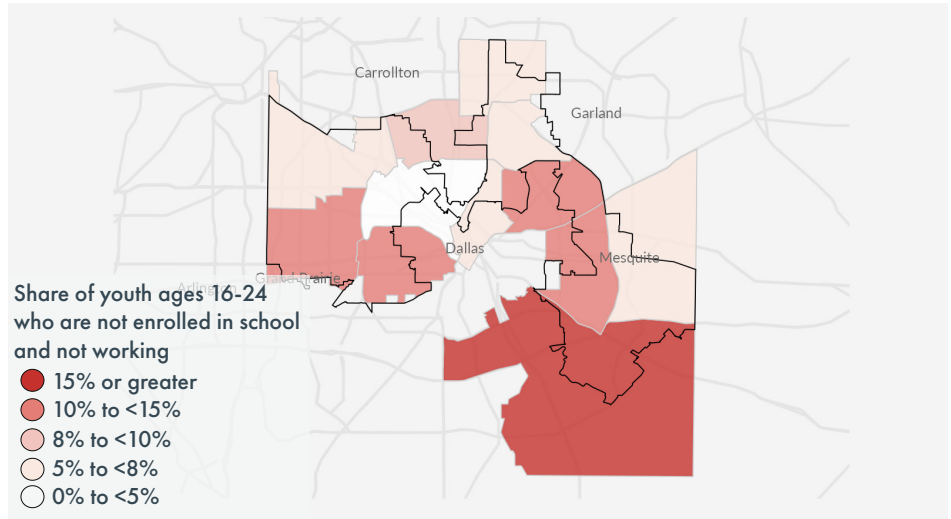


Sources: IPUMS American Community Survey 2018-2022; Wage impact data comes from Ray Marshall Center’s analysis, as part of Evaluation of Services for Texas Opportunity Youth (ESTOY) project, of data from UT Austin’s Texas Education Research Center (<https://sites.utexas.edu/raymarshallcenter/>). State average is the weighted average of all state districts.

OPPORTUNITY YOUTH & WORKFORCE PRODUCTIVITY IN TEXAS



Senate District #16
Sen. Nathan Johnson



OPPORTUNITY YOUTH IN TEXAS

Young Texans aged 16-24 are crucial to not only our workforce but our economic future, yet **13.1% are neither in school nor working**. These opportunity youth and young adults (OYYA) need support to reconnect and become college or career ready.

In 2025, the Texas Workforce Commission plans to allocate **over \$80 million** in WIOA funds—the primary resource for OYYA—to youth programs. To secure Texas’ prosperity, we must efficiently use these funds and improve coordination among stakeholders to help over one million OYYA reengage in education or employment.

POLICY PRIORITIES

Proposed Policy Recommendations

- **Enhanced Fiscal Transparency:** Require aggregation of existing workforce data for Texans aged 16-24
- **Strategic Planning:** Require local workforce boards to include strategies for engaging OYYA
- **Increased Community Engagement:** Notify workforce officials when subsidized job creation exceeds 100 jobs

Policy Impact

- Improve program evaluation and enable policymakers to make data-driven decisions
- Promote population awareness and consistent, targeted approaches for OYYA needs
- Improve workforce preparation, including job training, childcare, and transportation support

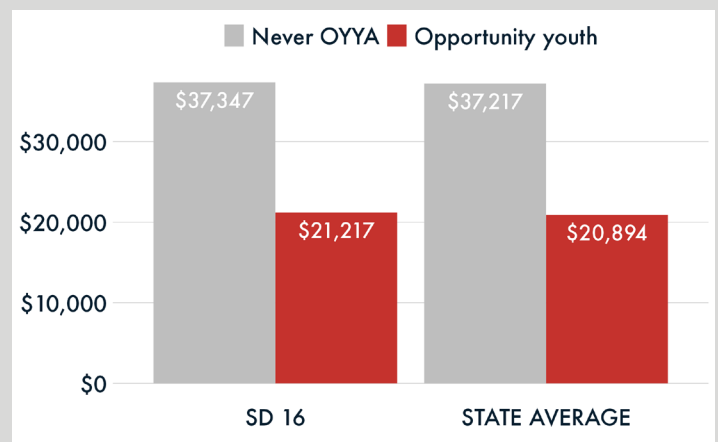
SENATE DISTRICT #16

2,275 youth ages 16-24 are **not** enrolled in school and **not** working (14%).

Opportunity youth	Count	Percent
Male	1,018	45%
Female	1,256	55%
No health insurance	1,121	49%
No college (age 20-24)	1,136	71%
Parenting	426	19%

IMPACT ON WAGES

On average, youth who experienced disconnection in **SD 16** make **\$16,130** less annually by age 28.

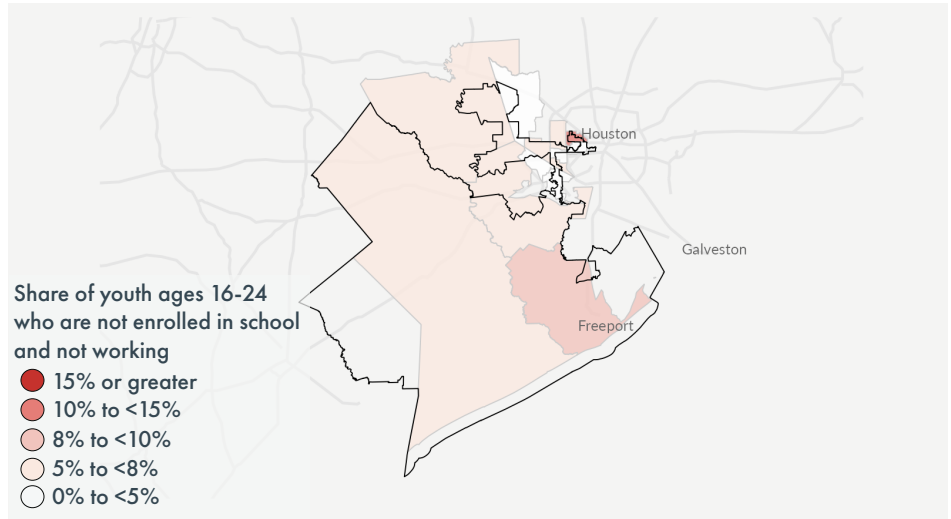


Sources: IPUMS American Community Survey 2018-2022; Wage impact data comes from Ray Marshall Center’s analysis, as part of Evaluation of Services for Texas Opportunity Youth (ESTOY) project, of data from UT Austin’s Texas Education Research Center (<https://sites.utexas.edu/raymarshallcenter/>). State average is the weighted average of all state districts.

OPPORTUNITY YOUTH & WORKFORCE PRODUCTIVITY IN TEXAS



Senate District #17
Sen. Joan Huffman



OPPORTUNITY YOUTH IN TEXAS

Young Texans aged 16-24 are crucial to not only our workforce but our economic future, yet **13.1% are neither in school nor working**. These opportunity youth and young adults (OYYA) need support to reconnect and become college or career ready.

In 2025, the Texas Workforce Commission plans to allocate **over \$80 million** in WIOA funds—the primary resource for OYYA—to youth programs. To secure Texas’ prosperity, we must efficiently use these funds and improve coordination among stakeholders to help over one million OYYA reengage in education or employment.

POLICY PRIORITIES

Proposed Policy Recommendations

- **Enhanced Fiscal Transparency:** Require aggregation of existing workforce data for Texans aged 16-24
- **Strategic Planning:** Require local workforce boards to include strategies for engaging OYYA
- **Increased Community Engagement:** Notify workforce officials when subsidized job creation exceeds 100 jobs

Policy Impact

- Improve program evaluation and enable policymakers to make data-driven decisions
- Promote population awareness and consistent, targeted approaches for OYYA needs
- Improve workforce preparation, including job training, childcare, and transportation support

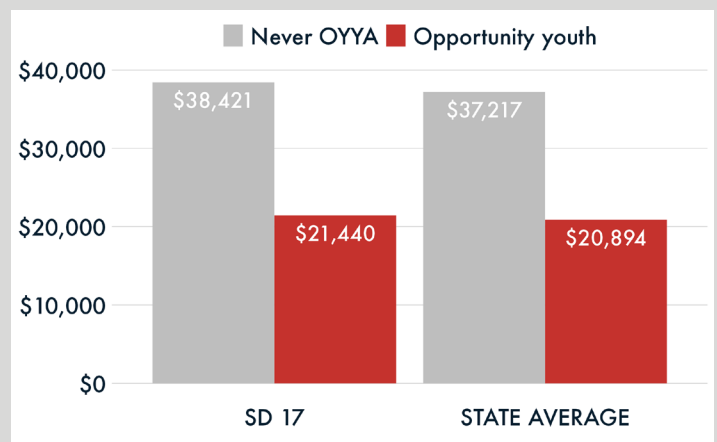
SENATE DISTRICT #17

1,878 youth ages 16-24 are **not** enrolled in school and **not** working (11%).

Opportunity youth	Count	Percent
Male	990	53%
Female	887	47%
No health insurance	840	45%
No college (age 20-24)	1,000	74%
Parenting	191	10%

IMPACT ON WAGES

On average, youth who experienced disconnection in **SD 17** make **\$16,981** less annually by age 28.

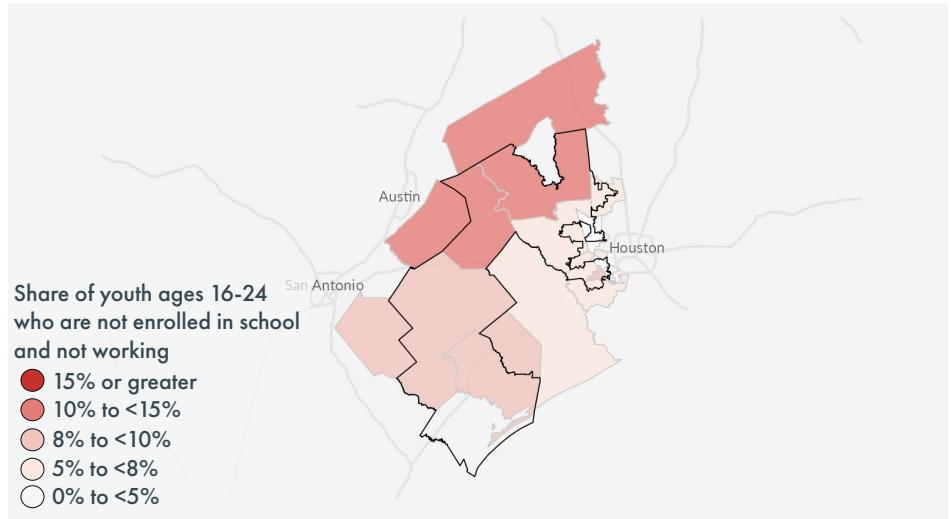


Sources: IPUMS American Community Survey 2018-2022; Wage impact data comes from Ray Marshall Center’s analysis, as part of Evaluation of Services for Texas Opportunity Youth (ESTOY) project, of data from UT Austin’s Texas Education Research Center (<https://sites.utexas.edu/raymarshallcenter/>). State average is the weighted average of all state districts.

OPPORTUNITY YOUTH & WORKFORCE PRODUCTIVITY IN TEXAS



Senate District #18
Sen. Lois Kolkhorst



OPPORTUNITY YOUTH IN TEXAS

Young Texans aged 16-24 are crucial to not only our workforce but our economic future, yet **13.1% are neither in school nor working**. These opportunity youth and young adults (OYYA) need support to reconnect and become college or career ready.

In 2025, the Texas Workforce Commission plans to allocate **over \$80 million** in WIOA funds—the primary resource for OYYA—to youth programs. To secure Texas’ prosperity, we must efficiently use these funds and improve coordination among stakeholders to help over one million OYYA reengage in education or employment.

POLICY PRIORITIES

Proposed Policy Recommendations

- **Enhanced Fiscal Transparency:** Require aggregation of existing workforce data for Texans aged 16-24
- **Strategic Planning:** Require local workforce boards to include strategies for engaging OYYA
- **Increased Community Engagement:** Notify workforce officials when subsidized job creation exceeds 100 jobs

Policy Impact

- Improve program evaluation and enable policymakers to make data-driven decisions
- Promote population awareness and consistent, targeted approaches for OYYA needs
- Improve workforce preparation, including job training, childcare, and transportation support

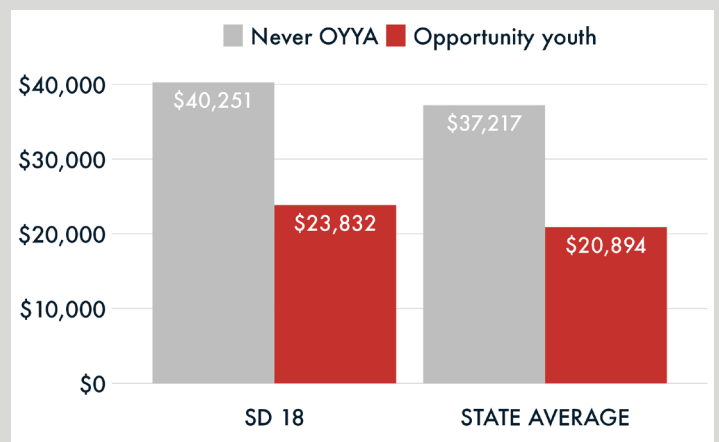
SENATE DISTRICT #18

2,131 youth ages 16-24 are **not** enrolled in school and **not** working (11%).

Opportunity youth	Count	Percent
Male	1,177	55%
Female	954	45%
No health insurance	871	41%
No college (age 20-24)	1,191	76%
Parenting	245	11%

IMPACT ON WAGES

On average, youth who experienced disconnection in **SD 18** make **\$16,419** less annually by age 28.

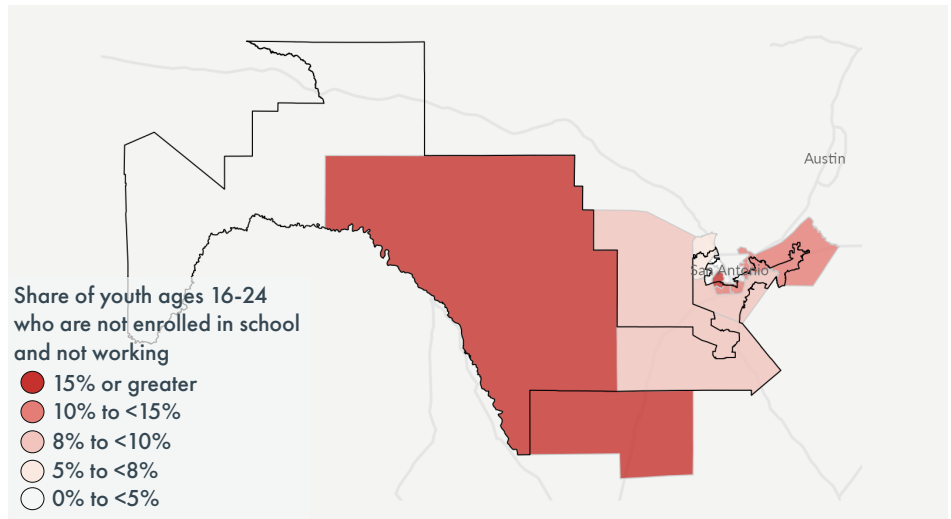


Sources: IPUMS American Community Survey 2018-2022; Wage impact data comes from Ray Marshall Center’s analysis, as part of Evaluation of Services for Texas Opportunity Youth (ESTOY) project, of data from UT Austin’s Texas Education Research Center (<https://sites.utexas.edu/raymarshallcenter/>). State average is the weighted average of all state districts.

OPPORTUNITY YOUTH & WORKFORCE PRODUCTIVITY IN TEXAS



Senate District #19
Sen. Roland Gutierrez



OPPORTUNITY YOUTH IN TEXAS

Young Texans aged 16-24 are crucial to not only our workforce but our economic future, yet **13.1% are neither in school nor working**. These opportunity youth and young adults (OYYA) need support to reconnect and become college or career ready.

In 2025, the Texas Workforce Commission plans to allocate **over \$80 million** in WIOA funds—the primary resource for OYYA—to youth programs. To secure Texas’ prosperity, we must efficiently use these funds and improve coordination among stakeholders to help over one million OYYA reengage in education or employment.

POLICY PRIORITIES

Proposed Policy Recommendations

- **Enhanced Fiscal Transparency:** Require aggregation of existing workforce data for Texans aged 16-24
- **Strategic Planning:** Require local workforce boards to include strategies for engaging OYYA
- **Increased Community Engagement:** Notify workforce officials when subsidized job creation exceeds 100 jobs

Policy Impact

- Improve program evaluation and enable policymakers to make data-driven decisions
- Promote population awareness and consistent, targeted approaches for OYYA needs
- Improve workforce preparation, including job training, childcare, and transportation support

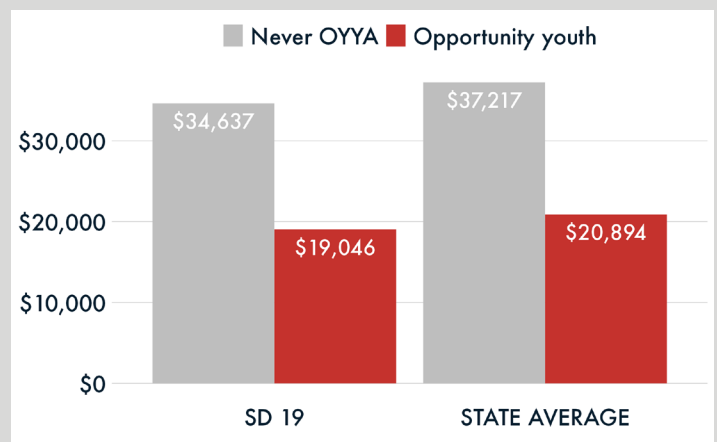
SENATE DISTRICT #19

3,042 youth ages 16-24 are **not** enrolled in school and **not** working (16%).

Opportunity youth	Count	Percent
Male	1,518	50%
Female	1,525	50%
No health insurance	1,352	44%
No college (age 20-24)	1,667	76%
Parenting	499	16%

IMPACT ON WAGES

On average, youth who experienced disconnection in **SD 19** make **\$15,592** less annually by age 28.



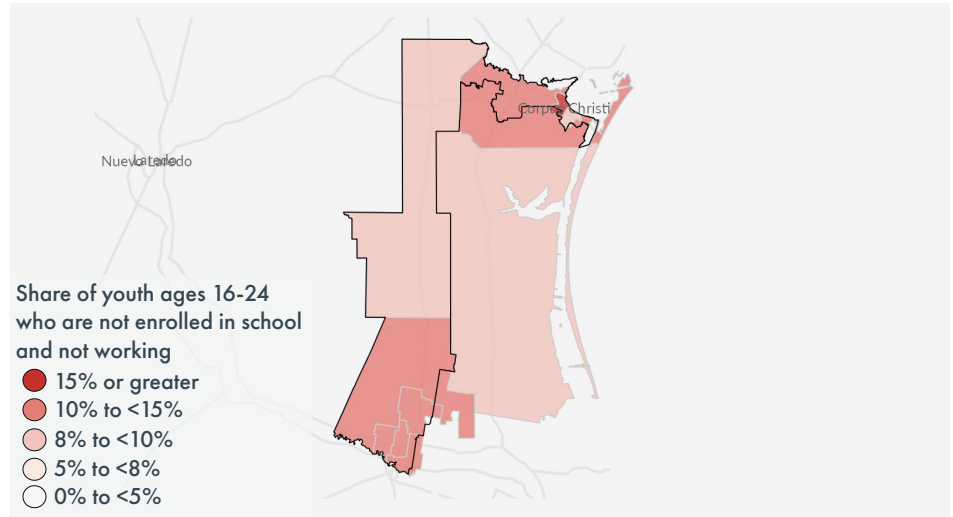
Sources: IPUMS American Community Survey 2018-2022; Wage impact data comes from Ray Marshall Center’s analysis, as part of Evaluation of Services for Texas Opportunity Youth (ESTOY) project, of data from UT Austin’s Texas Education Research Center (<https://sites.utexas.edu/raymarshallcenter/>). State average is the weighted average of all state districts.

OPPORTUNITY YOUTH & WORKFORCE PRODUCTIVITY IN TEXAS



Senate District #20

Sen. Juan "Chuy" Hinojosa



OPPORTUNITY YOUTH IN TEXAS

Young Texans aged 16-24 are crucial to not only our workforce but our economic future, yet **13.1% are neither in school nor working**. These opportunity youth and young adults (OYYA) need support to reconnect and become college or career ready.

In 2025, the Texas Workforce Commission plans to allocate **over \$80 million** in WIOA funds—the primary resource for OYYA—to youth programs. To secure Texas' prosperity, we must efficiently use these funds and improve coordination among stakeholders to help over one million OYYA reengage in education or employment.

POLICY PRIORITIES

Proposed Policy Recommendations

- **Enhanced Fiscal Transparency:** Require aggregation of existing workforce data for Texans aged 16-24
- **Strategic Planning:** Require local workforce boards to include strategies for engaging OYYA
- **Increased Community Engagement:** Notify workforce officials when subsidized job creation exceeds 100 jobs

Policy Impact

- Improve program evaluation and enable policymakers to make data-driven decisions
- Promote population awareness and consistent, targeted approaches for OYYA needs
- Improve workforce preparation, including job training, childcare, and transportation support

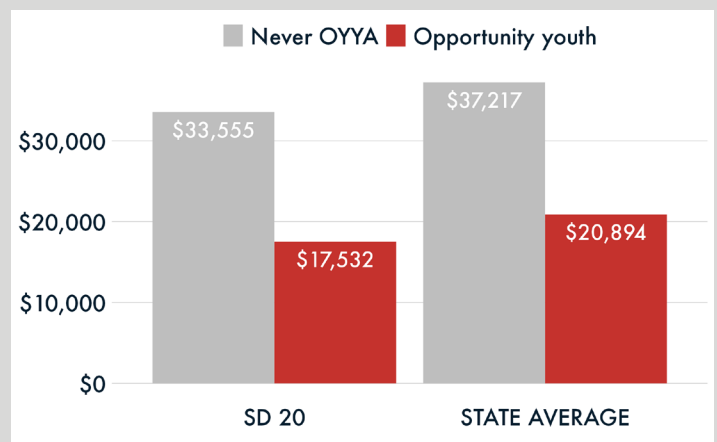
SENATE DISTRICT #20

2,961 youth ages 16-24 are **not** enrolled in school and **not** working (17%).

Opportunity youth	Count	Percent
Male	1,502	51%
Female	1,460	49%
No health insurance	1,523	51%
No college (age 20-24)	1,295	69%
Parenting	468	16%

IMPACT ON WAGES

On average, youth who experienced disconnection in **SD 20** make **\$16,023** less annually by age 28.

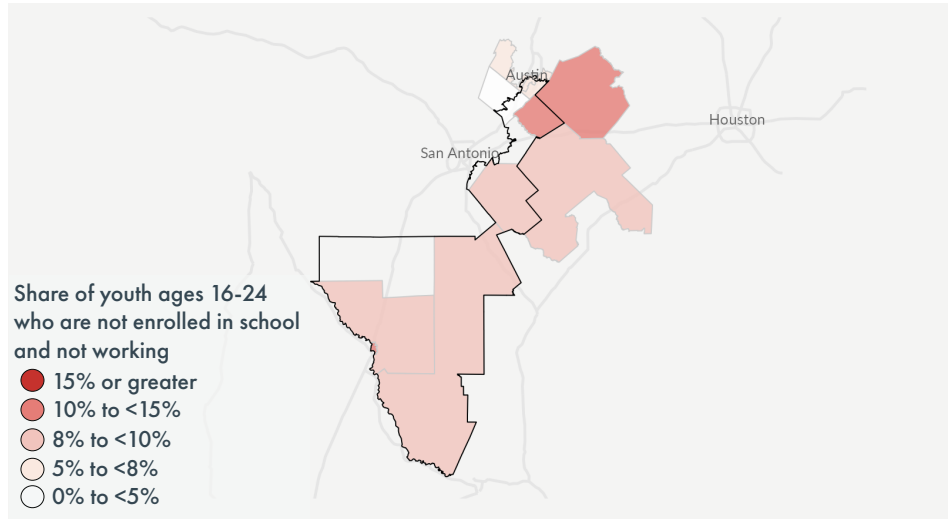


Sources: IPUMS American Community Survey 2018-2022; Wage impact data comes from Ray Marshall Center's analysis, as part of Evaluation of Services for Texas Opportunity Youth (ESTOY) project, of data from UT Austin's Texas Education Research Center (<https://sites.utexas.edu/raymarshallcenter/>). State average is the weighted average of all state districts.

OPPORTUNITY YOUTH & WORKFORCE PRODUCTIVITY IN TEXAS



Senate District #21
Sen. Judith Zaffirini



OPPORTUNITY YOUTH IN TEXAS

Young Texans aged 16-24 are crucial to not only our workforce but our economic future, yet **13.1% are neither in school nor working**. These opportunity youth and young adults (OYYA) need support to reconnect and become college or career ready.

In 2025, the Texas Workforce Commission plans to allocate **over \$80 million** in WIOA funds—the primary resource for OYYA—to youth programs. To secure Texas’ prosperity, we must efficiently use these funds and improve coordination among stakeholders to help over one million OYYA reengage in education or employment.

POLICY PRIORITIES

Proposed Policy Recommendations

- **Enhanced Fiscal Transparency:** Require aggregation of existing workforce data for Texans aged 16-24
- **Strategic Planning:** Require local workforce boards to include strategies for engaging OYYA
- **Increased Community Engagement:** Notify workforce officials when subsidized job creation exceeds 100 jobs

Policy Impact

- Improve program evaluation and enable policymakers to make data-driven decisions
- Promote population awareness and consistent, targeted approaches for OYYA needs
- Improve workforce preparation, including job training, childcare, and transportation support

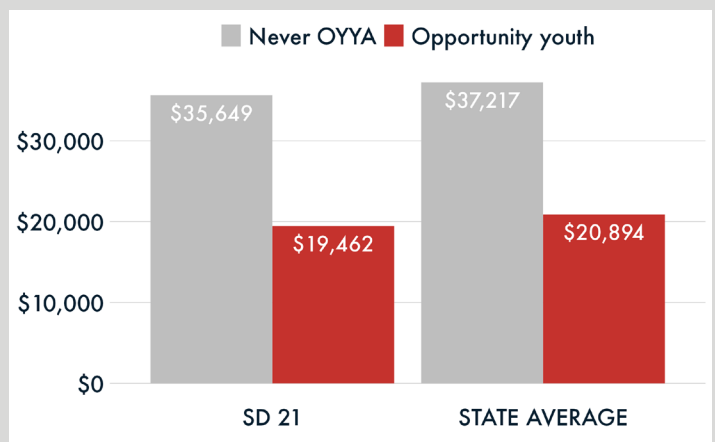
SENATE DISTRICT #21

2,758 youth ages 16-24 are **not** enrolled in school and **not** working (12%).

Opportunity youth	Count	Percent
Male	1,447	52%
Female	1,311	48%
No health insurance	1,202	44%
No college (age 20-24)	1,323	68%
Parenting	425	15%

IMPACT ON WAGES

On average, youth who experienced disconnection in **SD 21** make **\$16,186** less annually by age 28.

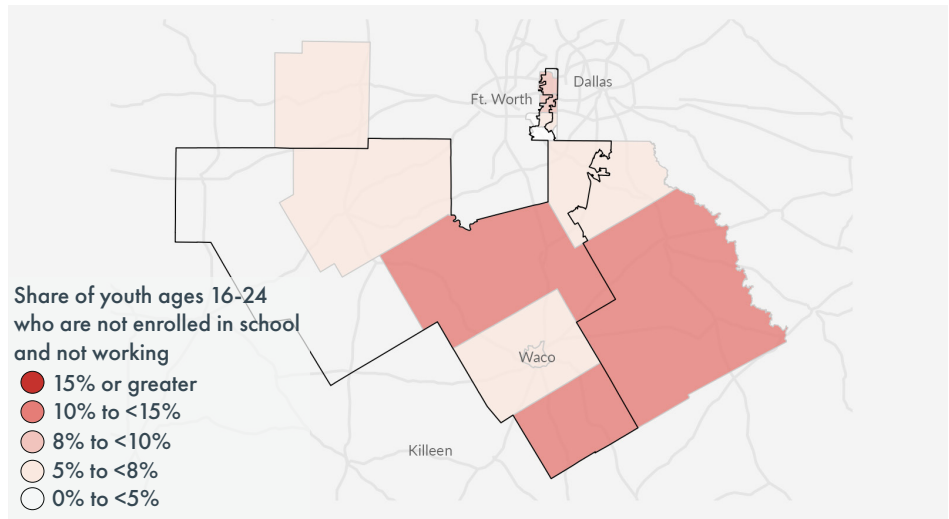


Sources: IPUMS American Community Survey 2018-2022; Wage impact data comes from Ray Marshall Center’s analysis, as part of Evaluation of Services for Texas Opportunity Youth (ESTOY) project, of data from UT Austin’s Texas Education Research Center (<https://sites.utexas.edu/raymarshallcenter/>). State average is the weighted average of all state districts.

OPPORTUNITY YOUTH & WORKFORCE PRODUCTIVITY IN TEXAS



Senate District #22
Sen. Brian Birdwell



OPPORTUNITY YOUTH IN TEXAS

Young Texans aged 16-24 are crucial to not only our workforce but our economic future, yet **13.1% are neither in school nor working**. These opportunity youth and young adults (OYYA) need support to reconnect and become college or career ready.

In 2025, the Texas Workforce Commission plans to allocate **over \$80 million** in WIOA funds—the primary resource for OYYA—to youth programs. To secure Texas’ prosperity, we must efficiently use these funds and improve coordination among stakeholders to help over one million OYYA reengage in education or employment.

POLICY PRIORITIES

Proposed Policy Recommendations

- **Enhanced Fiscal Transparency:** Require aggregation of existing workforce data for Texans aged 16-24
- **Strategic Planning:** Require local workforce boards to include strategies for engaging OYYA
- **Increased Community Engagement:** Notify workforce officials when subsidized job creation exceeds 100 jobs

Policy Impact

- Improve program evaluation and enable policymakers to make data-driven decisions
- Promote population awareness and consistent, targeted approaches for OYYA needs
- Improve workforce preparation, including job training, childcare, and transportation support

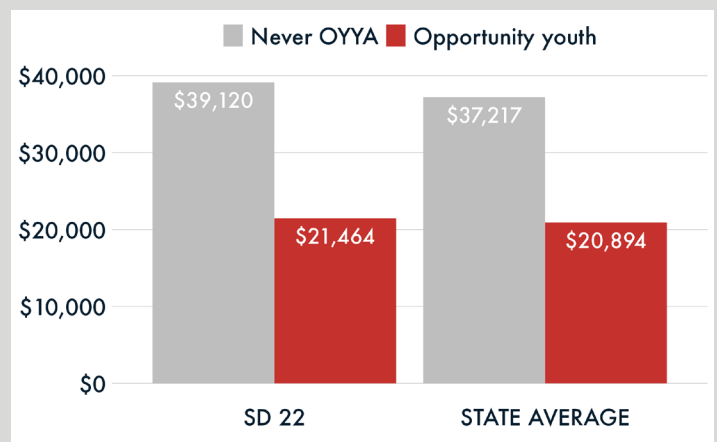
SENATE DISTRICT #22

2,310 youth ages 16-24 are **not** enrolled in school and **not** working (11%).

Opportunity youth	Count	Percent
Male	1,082	47%
Female	1,228	53%
No health insurance	868	38%
No college (age 20-24)	1,213	76%
Parenting	455	20%

IMPACT ON WAGES

On average, youth who experienced disconnection in **SD 22** make **\$17,656** less annually by age 28.

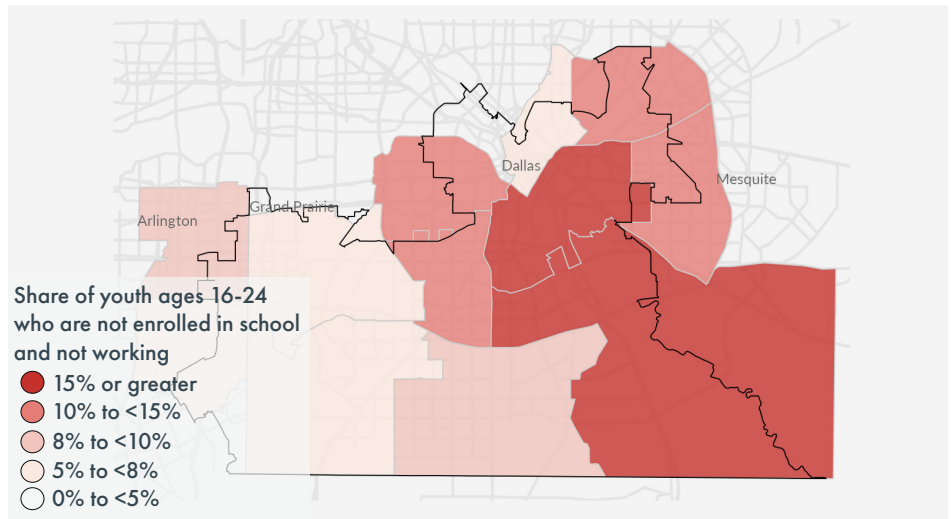


Sources: IPUMS American Community Survey 2018-2022; Wage impact data comes from Ray Marshall Center’s analysis, as part of Evaluation of Services for Texas Opportunity Youth (ESTOY) project, of data from UT Austin’s Texas Education Research Center (<https://sites.utexas.edu/raymarshallcenter/>). State average is the weighted average of all state districts.

OPPORTUNITY YOUTH & WORKFORCE PRODUCTIVITY IN TEXAS



Senate District #23
Sen. Royce West



OPPORTUNITY YOUTH IN TEXAS

Young Texans aged 16-24 are crucial to not only our workforce but our economic future, yet **13.1% are neither in school nor working**. These opportunity youth and young adults (OYYA) need support to reconnect and become college or career ready.

In 2025, the Texas Workforce Commission plans to allocate **over \$80 million** in WIOA funds—the primary resource for OYYA—to youth programs. To secure Texas’ prosperity, we must efficiently use these funds and improve coordination among stakeholders to help over one million OYYA reengage in education or employment.

POLICY PRIORITIES

Proposed Policy Recommendations

- **Enhanced Fiscal Transparency:** Require aggregation of existing workforce data for Texans aged 16-24
- **Strategic Planning:** Require local workforce boards to include strategies for engaging OYYA
- **Increased Community Engagement:** Notify workforce officials when subsidized job creation exceeds 100 jobs

Policy Impact

- Improve program evaluation and enable policymakers to make data-driven decisions
- Promote population awareness and consistent, targeted approaches for OYYA needs
- Improve workforce preparation, including job training, childcare, and transportation support

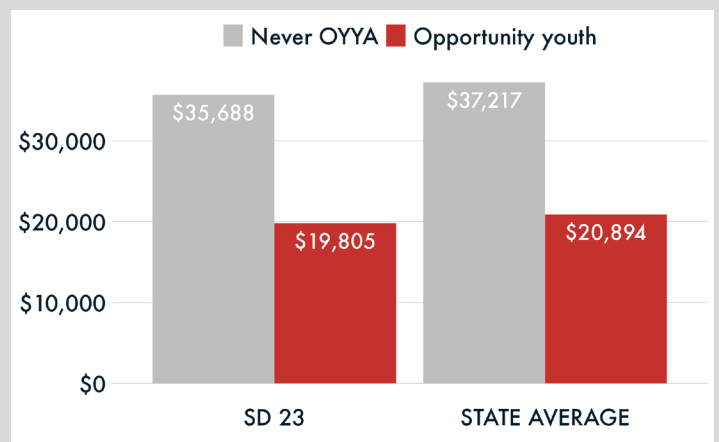
SENATE DISTRICT #23

2,483 youth ages 16-24 are **not** enrolled in school and **not** working (15%).

Opportunity youth	Count	Percent
Male	1,188	48%
Female	1,295	52%
No health insurance	1,079	43%
No college (age 20-24)	1,275	74%
Parenting	465	19%

IMPACT ON WAGES

On average, youth who experienced disconnection in **SD 23** make **\$15,883** less annually by age 28.



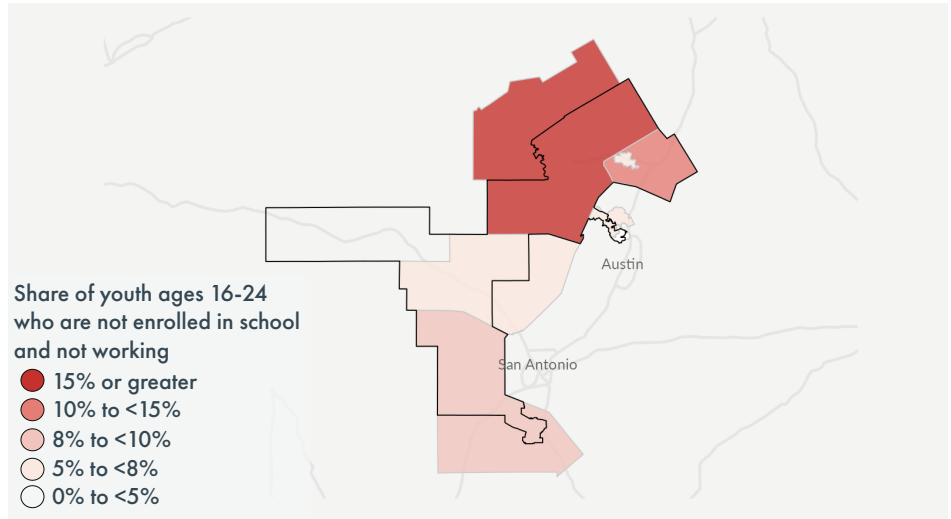
Sources: IPUMS American Community Survey 2018-2022; Wage impact data comes from Ray Marshall Center’s analysis, as part of Evaluation of Services for Texas Opportunity Youth (ESTOY) project, of data from UT Austin’s Texas Education Research Center (<https://sites.utexas.edu/raymarshallcenter/>). State average is the weighted average of all state districts.

OPPORTUNITY YOUTH & WORKFORCE PRODUCTIVITY IN TEXAS



Senate District #24

Sen. Pete Flores



OPPORTUNITY YOUTH IN TEXAS

Young Texans aged 16-24 are crucial to not only our workforce but our economic future, yet **13.1% are neither in school nor working**. These opportunity youth and young adults (OYYA) need support to reconnect and become college or career ready.

In 2025, the Texas Workforce Commission plans to allocate **over \$80 million** in WIOA funds—the primary resource for OYYA—to youth programs. To secure Texas’ prosperity, we must efficiently use these funds and improve coordination among stakeholders to help over one million OYYA reengage in education or employment.

POLICY PRIORITIES

Proposed Policy Recommendations

- **Enhanced Fiscal Transparency:** Require aggregation of existing workforce data for Texans aged 16-24
- **Strategic Planning:** Require local workforce boards to include strategies for engaging OYYA
- **Increased Community Engagement:** Notify workforce officials when subsidized job creation exceeds 100 jobs

Policy Impact

- Improve program evaluation and enable policymakers to make data-driven decisions
- Promote population awareness and consistent, targeted approaches for OYYA needs
- Improve workforce preparation, including job training, childcare, and transportation support

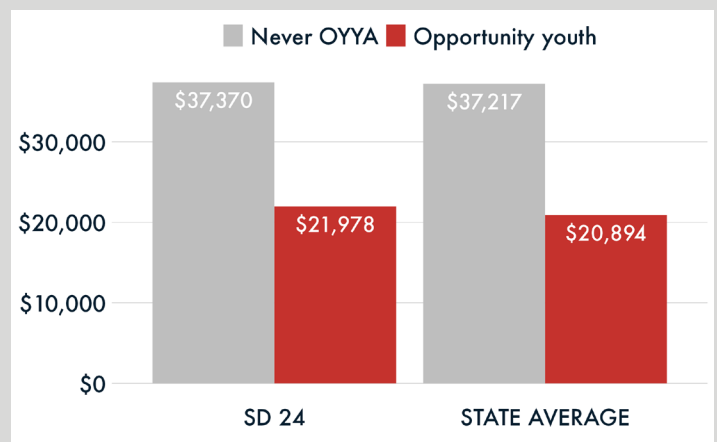
SENATE DISTRICT #24

2,757 youth ages 16-24 are **not** enrolled in school and **not** working (12%).

Opportunity youth	Count	Percent
Male	1,463	53%
Female	1,294	47%
No health insurance	971	35%
No college (age 20-24)	1,384	73%
Parenting	381	14%

IMPACT ON WAGES

On average, youth who experienced disconnection in **SD 24** make **\$15,392** less annually by age 28.

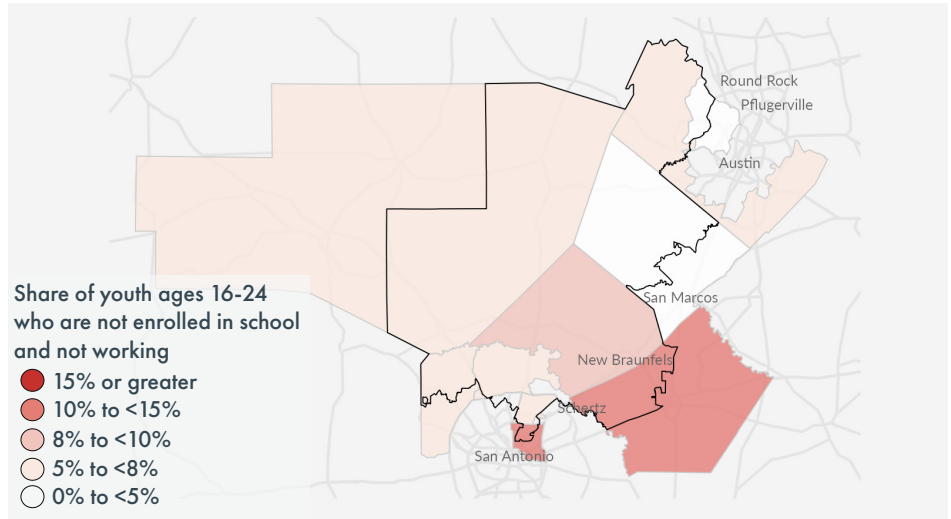


Sources: IPUMS American Community Survey 2018-2022; Wage impact data comes from Ray Marshall Center’s analysis, as part of Evaluation of Services for Texas Opportunity Youth (ESTOY) project, of data from UT Austin’s Texas Education Research Center (<https://sites.utexas.edu/raymarshallcenter/>). State average is the weighted average of all state districts.

OPPORTUNITY YOUTH & WORKFORCE PRODUCTIVITY IN TEXAS



Senate District #25
Sen. Donna Campbell



OPPORTUNITY YOUTH IN TEXAS

Young Texans aged 16-24 are crucial to not only our workforce but our economic future, yet **13.1% are neither in school nor working**. These opportunity youth and young adults (OYYA) need support to reconnect and become college or career ready.

In 2025, the Texas Workforce Commission plans to allocate **over \$80 million** in WIOA funds—the primary resource for OYYA—to youth programs. To secure Texas’ prosperity, we must efficiently use these funds and improve coordination among stakeholders to help over one million OYYA reengage in education or employment.

POLICY PRIORITIES

Proposed Policy Recommendations

- **Enhanced Fiscal Transparency:** Require aggregation of existing workforce data for Texans aged 16-24
- **Strategic Planning:** Require local workforce boards to include strategies for engaging OYYA
- **Increased Community Engagement:** Notify workforce officials when subsidized job creation exceeds 100 jobs

Policy Impact

- Improve program evaluation and enable policymakers to make data-driven decisions
- Promote population awareness and consistent, targeted approaches for OYYA needs
- Improve workforce preparation, including job training, childcare, and transportation support

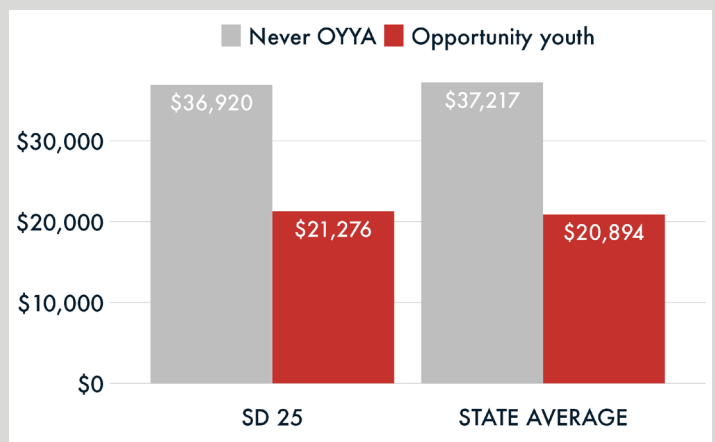
SENATE DISTRICT #25

1,958 youth ages 16-24 are **not** enrolled in school and **not** working (11%).

Opportunity youth	Count	Percent
Male	993	51%
Female	965	49%
No health insurance	578	30%
No college (age 20-24)	914	65%
Parenting	276	14%

IMPACT ON WAGES

On average, youth who experienced disconnection in **SD 25** make **\$15,643** less annually by age 28.

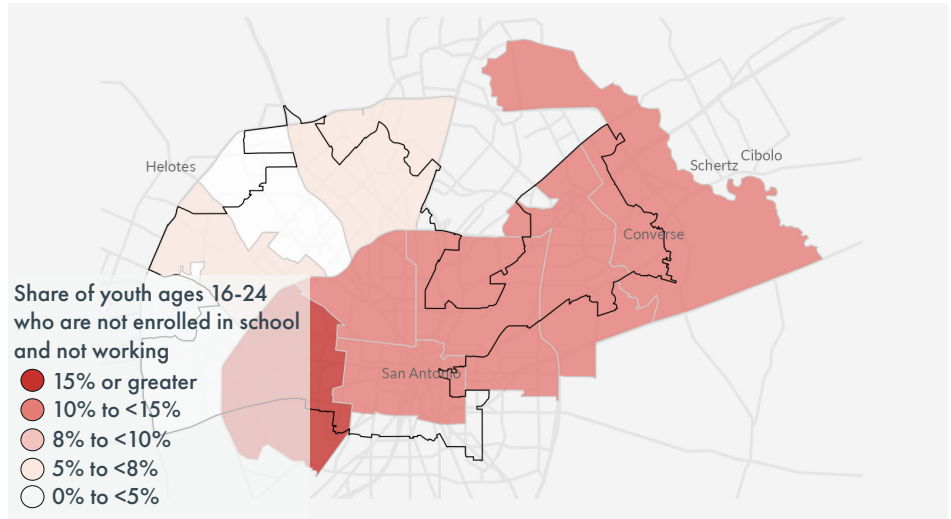


Sources: IPUMS American Community Survey 2018-2022; Wage impact data comes from Ray Marshall Center’s analysis, as part of Evaluation of Services for Texas Opportunity Youth (ESTOY) project, of data from UT Austin’s Texas Education Research Center (<https://sites.utexas.edu/raymarshallcenter/>). State average is the weighted average of all state districts.

OPPORTUNITY YOUTH & WORKFORCE PRODUCTIVITY IN TEXAS



Senate District #26
Sen. José Menéndez



OPPORTUNITY YOUTH IN TEXAS

Young Texans aged 16-24 are crucial to not only our workforce but our economic future, yet **13.1% are neither in school nor working**. These opportunity youth and young adults (OYYA) need support to reconnect and become college or career ready.

In 2025, the Texas Workforce Commission plans to allocate **over \$80 million** in WIOA funds—the primary resource for OYYA—to youth programs. To secure Texas’ prosperity, we must efficiently use these funds and improve coordination among stakeholders to help over one million OYYA reengage in education or employment.

POLICY PRIORITIES

Proposed Policy Recommendations

- **Enhanced Fiscal Transparency:** Require aggregation of existing workforce data for Texans aged 16-24
- **Strategic Planning:** Require local workforce boards to include strategies for engaging OYYA
- **Increased Community Engagement:** Notify workforce officials when subsidized job creation exceeds 100 jobs

Policy Impact

- Improve program evaluation and enable policymakers to make data-driven decisions
- Promote population awareness and consistent, targeted approaches for OYYA needs
- Improve workforce preparation, including job training, childcare, and transportation support

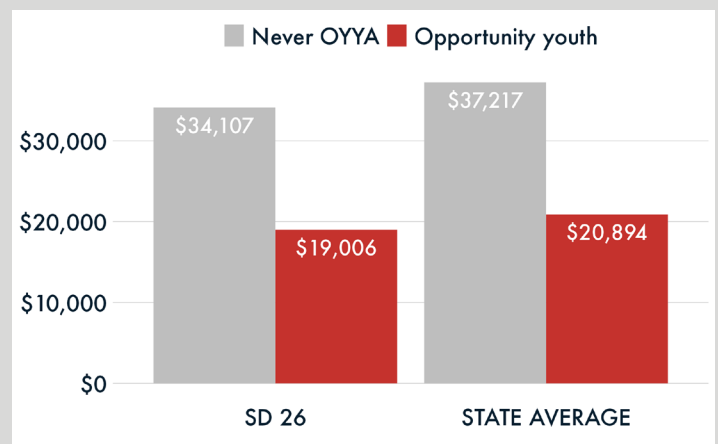
SENATE DISTRICT #26

2,236 youth ages 16-24 are **not** enrolled in school and **not** working (13%).

Opportunity youth	Count	Percent
Male	1,096	49%
Female	1,140	51%
No health insurance	917	41%
No college (age 20-24)	1,127	73%
Parenting	381	17%

IMPACT ON WAGES

On average, youth who experienced disconnection in **SD 26** make **\$15,101** less annually by age 28.

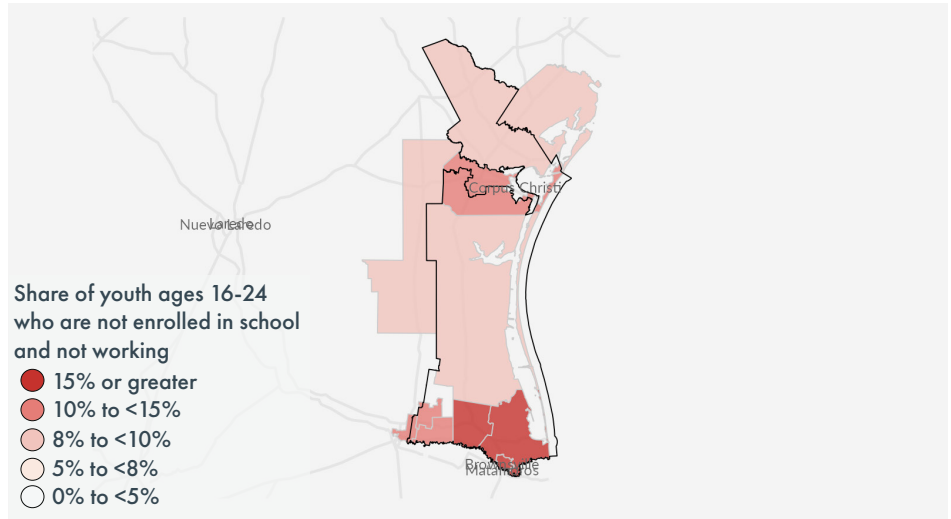


Sources: IPUMS American Community Survey 2018-2022; Wage impact data comes from Ray Marshall Center’s analysis, as part of Evaluation of Services for Texas Opportunity Youth (ESTOY) project, of data from UT Austin’s Texas Education Research Center (<https://sites.utexas.edu/raymarshallcenter/>). State average is the weighted average of all state districts.

OPPORTUNITY YOUTH & WORKFORCE PRODUCTIVITY IN TEXAS



Senate District #27
Sen. Morgan LaMantia



OPPORTUNITY YOUTH IN TEXAS

Young Texans aged 16-24 are crucial to not only our workforce but our economic future, yet **13.1% are neither in school nor working**. These opportunity youth and young adults (OYYA) need support to reconnect and become college or career ready.

In 2025, the Texas Workforce Commission plans to allocate **over \$80 million** in WIOA funds—the primary resource for OYYA—to youth programs. To secure Texas’ prosperity, we must efficiently use these funds and improve coordination among stakeholders to help over one million OYYA reengage in education or employment.

POLICY PRIORITIES

Proposed Policy Recommendations

- **Enhanced Fiscal Transparency:** Require aggregation of existing workforce data for Texans aged 16-24
- **Strategic Planning:** Require local workforce boards to include strategies for engaging OYYA
- **Increased Community Engagement:** Notify workforce officials when subsidized job creation exceeds 100 jobs

Policy Impact

- Improve program evaluation and enable policymakers to make data-driven decisions
- Promote population awareness and consistent, targeted approaches for OYYA needs
- Improve workforce preparation, including job training, childcare, and transportation support

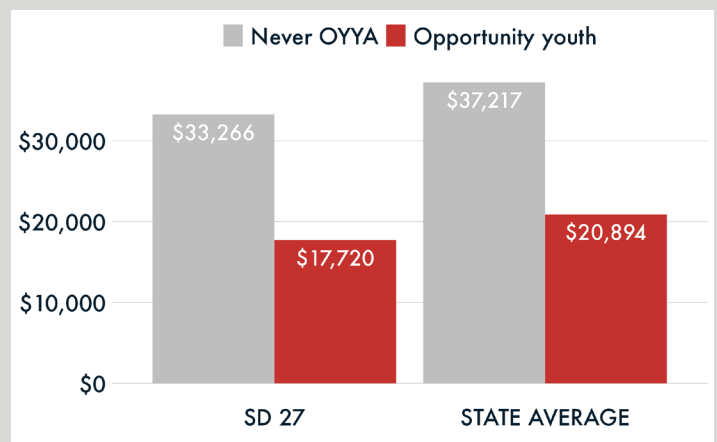
SENATE DISTRICT #27

3,533 youth ages 16-24 are **not** enrolled in school and **not** working (19%).

Opportunity youth	Count	Percent
Male	1,970	56%
Female	1,563	44%
No health insurance	1,897	54%
No college (age 20-24)	1,752	77%
Parenting	592	17%

IMPACT ON WAGES

On average, youth who experienced disconnection in **SD 27** make **\$15,546** less annually by age 28.

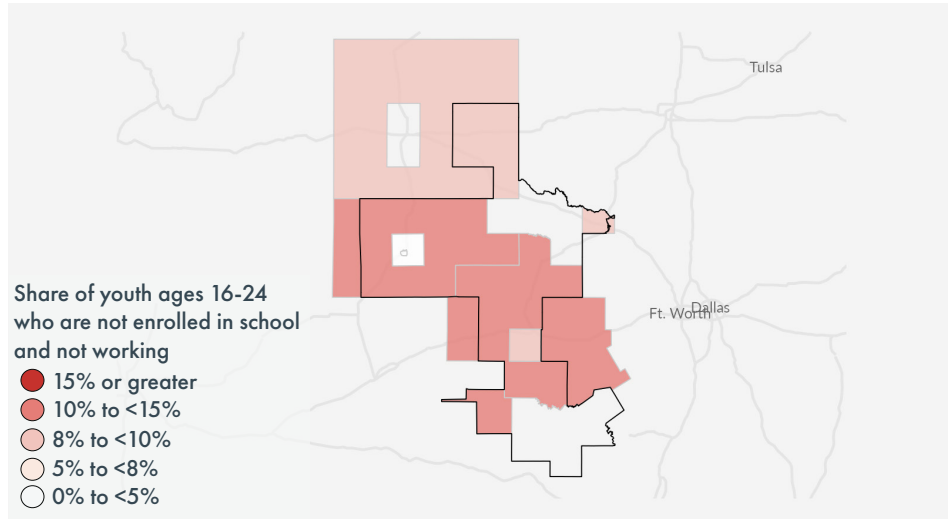


Sources: IPUMS American Community Survey 2018-2022; Wage impact data comes from Ray Marshall Center’s analysis, as part of Evaluation of Services for Texas Opportunity Youth (ESTOY) project, of data from UT Austin’s Texas Education Research Center (<https://sites.utexas.edu/raymarshallcenter/>). State average is the weighted average of all state districts.

OPPORTUNITY YOUTH & WORKFORCE PRODUCTIVITY IN TEXAS



Senate District #28
Sen. Charles Perry



OPPORTUNITY YOUTH IN TEXAS

Young Texans aged 16-24 are crucial to not only our workforce but our economic future, yet **13.1% are neither in school nor working**. These opportunity youth and young adults (OYYA) need support to reconnect and become college or career ready.

In 2025, the Texas Workforce Commission plans to allocate **over \$80 million** in WIOA funds—the primary resource for OYYA—to youth programs. To secure Texas’ prosperity, we must efficiently use these funds and improve coordination among stakeholders to help over one million OYYA reengage in education or employment.

POLICY PRIORITIES

Proposed Policy Recommendations

- **Enhanced Fiscal Transparency:** Require aggregation of existing workforce data for Texans aged 16-24
- **Strategic Planning:** Require local workforce boards to include strategies for engaging OYYA
- **Increased Community Engagement:** Notify workforce officials when subsidized job creation exceeds 100 jobs

Policy Impact

- Improve program evaluation and enable policymakers to make data-driven decisions
- Promote population awareness and consistent, targeted approaches for OYYA needs
- Improve workforce preparation, including job training, childcare, and transportation support

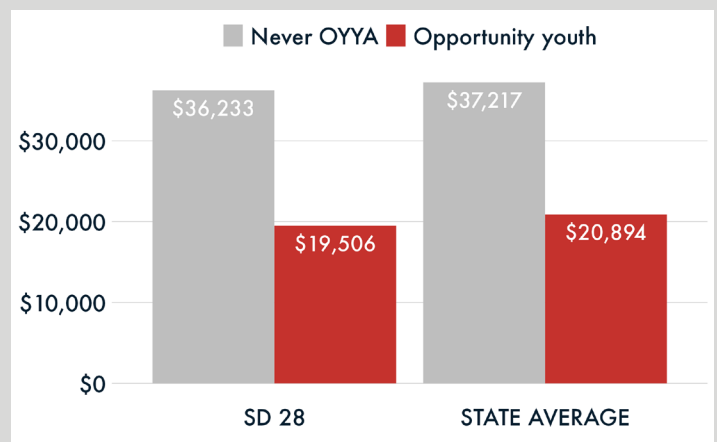
SENATE DISTRICT #28

2,266 youth ages 16-24 are **not** enrolled in school and **not** working (9%).

Opportunity youth	Count	Percent
Male	1,095	48%
Female	1,170	52%
No health insurance	921	41%
No college (age 20-24)	1,282	79%
Parenting	472	21%

IMPACT ON WAGES

On average, youth who experienced disconnection in **SD 28** make **\$16,727** less annually by age 28.

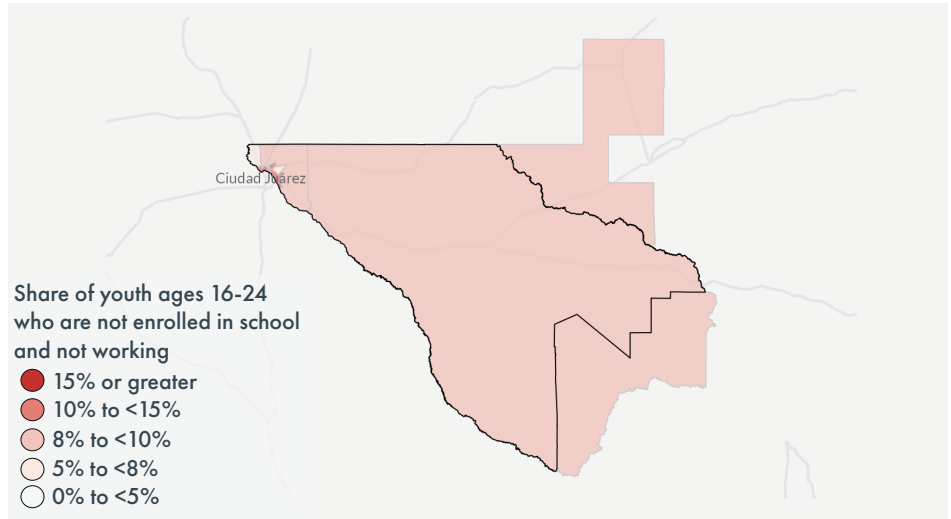


Sources: IPUMS American Community Survey 2018-2022; Wage impact data comes from Ray Marshall Center’s analysis, as part of Evaluation of Services for Texas Opportunity Youth (ESTOY) project, of data from UT Austin’s Texas Education Research Center (<https://sites.utexas.edu/raymarshallcenter/>). State average is the weighted average of all state districts.

OPPORTUNITY YOUTH & WORKFORCE PRODUCTIVITY IN TEXAS



Senate District #29
Sen. César Blanco



OPPORTUNITY YOUTH IN TEXAS

Young Texans aged 16-24 are crucial to not only our workforce but our economic future, yet **13.1% are neither in school nor working**. These opportunity youth and young adults (OYYA) need support to reconnect and become college or career ready.

In 2025, the Texas Workforce Commission plans to allocate **over \$80 million** in WIOA funds—the primary resource for OYYA—to youth programs. To secure Texas’ prosperity, we must efficiently use these funds and improve coordination among stakeholders to help over one million OYYA reengage in education or employment.

POLICY PRIORITIES

Proposed Policy Recommendations

- **Enhanced Fiscal Transparency:** Require aggregation of existing workforce data for Texans aged 16-24
- **Strategic Planning:** Require local workforce boards to include strategies for engaging OYYA
- **Increased Community Engagement:** Notify workforce officials when subsidized job creation exceeds 100 jobs

Policy Impact

- Improve program evaluation and enable policymakers to make data-driven decisions
- Promote population awareness and consistent, targeted approaches for OYYA needs
- Improve workforce preparation, including job training, childcare, and transportation support

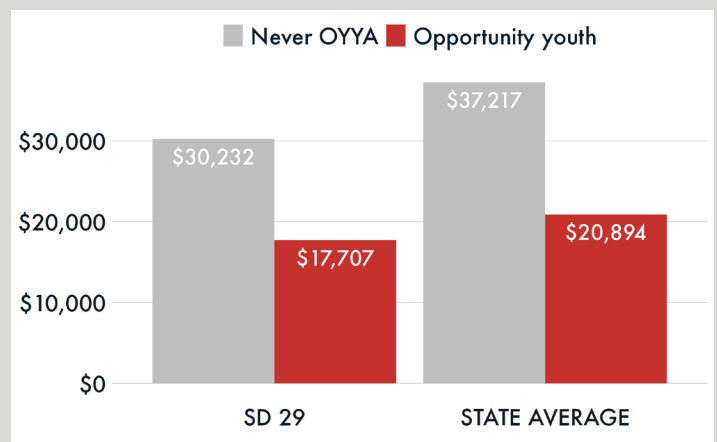
SENATE DISTRICT #29

2,565 youth ages 16-24 are **not** enrolled in school and **not** working (14%).

Opportunity youth	Count	Percent
Male	1,327	52%
Female	1,238	48%
No health insurance	1,185	46%
No college (age 20-24)	1,112	63%
Parenting	483	19%

IMPACT ON WAGES

On average, youth who experienced disconnection in **SD 29** make **\$12,524** less annually by age 28.

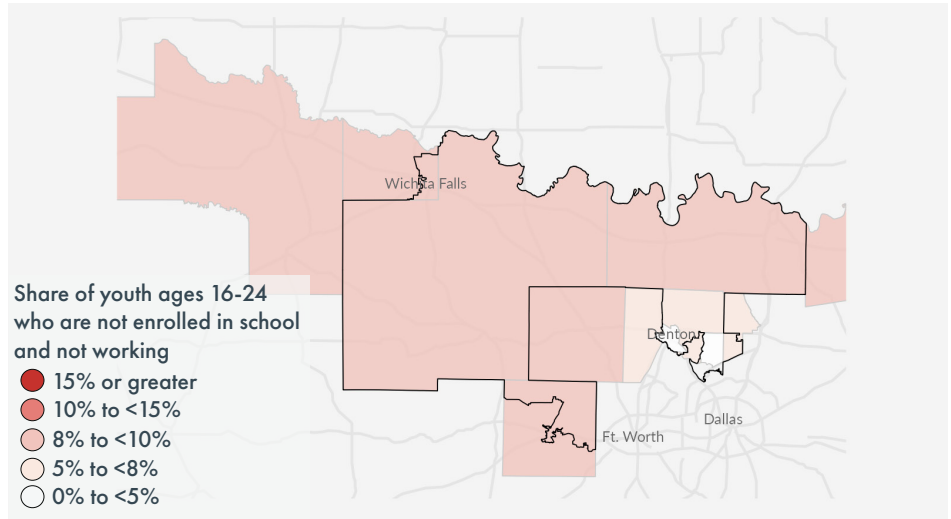


Sources: IPUMS American Community Survey 2018-2022; Wage impact data comes from Ray Marshall Center’s analysis, as part of Evaluation of Services for Texas Opportunity Youth (ESTOY) project, of data from UT Austin’s Texas Education Research Center (<https://sites.utexas.edu/raymarshallcenter/>). State average is the weighted average of all state districts.

OPPORTUNITY YOUTH & WORKFORCE PRODUCTIVITY IN TEXAS



Senate District #30
Sen. Drew Springer



OPPORTUNITY YOUTH IN TEXAS

Young Texans aged 16-24 are crucial to not only our workforce but our economic future, yet **13.1% are neither in school nor working**. These opportunity youth and young adults (OYYA) need support to reconnect and become college or career ready.

In 2025, the Texas Workforce Commission plans to allocate **over \$80 million** in WIOA funds—the primary resource for OYYA—to youth programs. To secure Texas’ prosperity, we must efficiently use these funds and improve coordination among stakeholders to help over one million OYYA reengage in education or employment.

POLICY PRIORITIES

Proposed Policy Recommendations

- **Enhanced Fiscal Transparency:** Require aggregation of existing workforce data for Texans aged 16-24
- **Strategic Planning:** Require local workforce boards to include strategies for engaging OYYA
- **Increased Community Engagement:** Notify workforce officials when subsidized job creation exceeds 100 jobs

Policy Impact

- Improve program evaluation and enable policymakers to make data-driven decisions
- Promote population awareness and consistent, targeted approaches for OYYA needs
- Improve workforce preparation, including job training, childcare, and transportation support

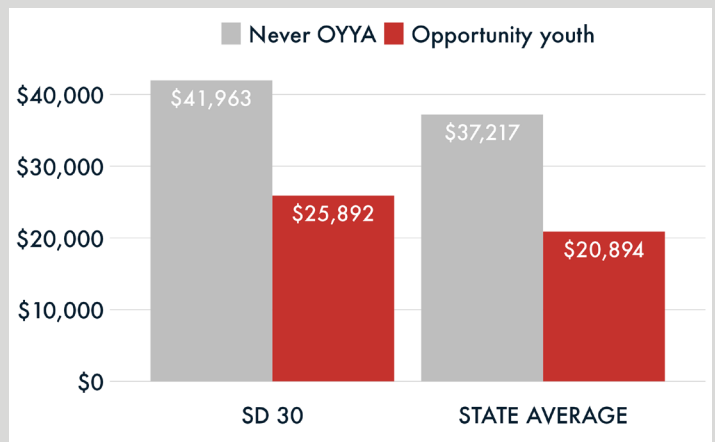
SENATE DISTRICT #30

2,190 youth ages 16-24 are **not** enrolled in school and **not** working (10%).

Opportunity youth	Count	Percent
Male	1,069	49%
Female	1,121	51%
No health insurance	705	32%
No college (age 20-24)	1,036	66%
Parenting	313	14%

IMPACT ON WAGES

On average, youth who experienced disconnection in **SD 30** make **\$16,072** less annually by age 28.

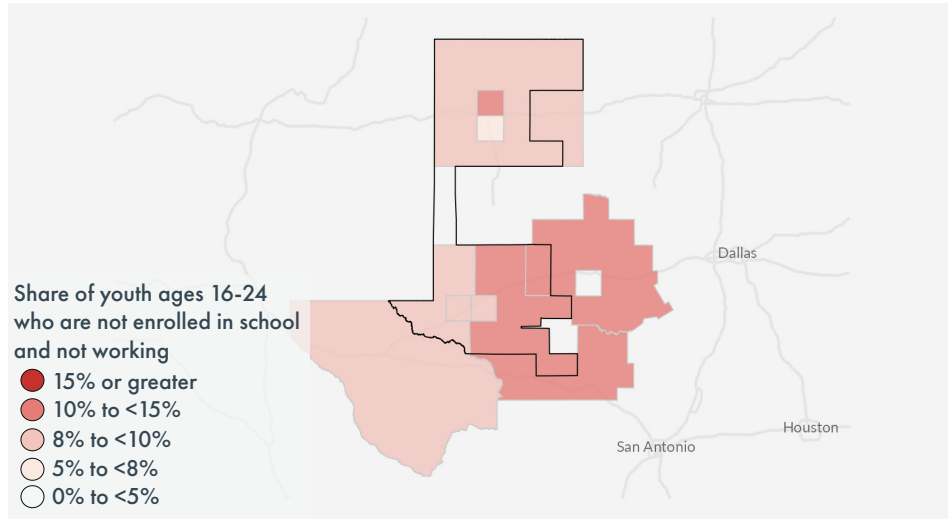


Sources: IPUMS American Community Survey 2018-2022; Wage impact data comes from Ray Marshall Center’s analysis, as part of Evaluation of Services for Texas Opportunity Youth (ESTOY) project, of data from UT Austin’s Texas Education Research Center (<https://sites.utexas.edu/raymarshallcenter/>). State average is the weighted average of all state districts.

OPPORTUNITY YOUTH & WORKFORCE PRODUCTIVITY IN TEXAS



Senate District #31
Sen. Kevin Sparks



OPPORTUNITY YOUTH IN TEXAS

Young Texans aged 16-24 are crucial to not only our workforce but our economic future, yet **13.1% are neither in school nor working**. These opportunity youth and young adults (OYYA) need support to reconnect and become college or career ready.

In 2025, the Texas Workforce Commission plans to allocate **over \$80 million** in WIOA funds—the primary resource for OYYA—to youth programs. To secure Texas’ prosperity, we must efficiently use these funds and improve coordination among stakeholders to help over one million OYYA reengage in education or employment.

POLICY PRIORITIES

Proposed Policy Recommendations

- **Enhanced Fiscal Transparency:** Require aggregation of existing workforce data for Texans aged 16-24
- **Strategic Planning:** Require local workforce boards to include strategies for engaging OYYA
- **Increased Community Engagement:** Notify workforce officials when subsidized job creation exceeds 100 jobs

Policy Impact

- Improve program evaluation and enable policymakers to make data-driven decisions
- Promote population awareness and consistent, targeted approaches for OYYA needs
- Improve workforce preparation, including job training, childcare, and transportation support

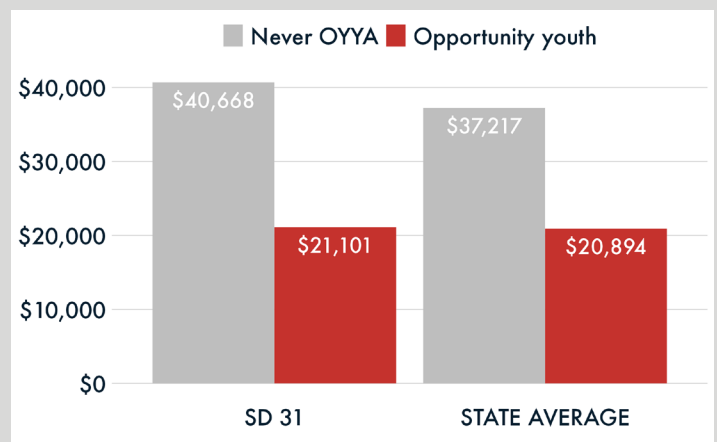
SENATE DISTRICT #31

2,470 youth ages 16-24 are **not** enrolled in school and **not** working (14%).

Opportunity youth	Count	Percent
Male	1,164	47%
Female	1,306	53%
No health insurance	1,109	45%
No college (age 20-24)	1,331	78%
Parenting	691	28%

IMPACT ON WAGES

On average, youth who experienced disconnection in **SD 31** make **\$19,567** less annually by age 28.



Sources: IPUMS American Community Survey 2018-2022; Wage impact data comes from Ray Marshall Center’s analysis, as part of Evaluation of Services for Texas Opportunity Youth (ESTOY) project, of data from UT Austin’s Texas Education Research Center (<https://sites.utexas.edu/raymarshallcenter/>). State average is the weighted average of all state districts.