

# The State of Early Childhood Education in Texas

Panhandle/ Amarillo

**April 2025 Texas Tour**

---

**children  
at Risk**



# Our Mission

---



**CHILDREN AT RISK** serves as a catalyst for change to improve the quality of life for children through strategic research, public policy analysis, education, collaboration, and advocacy.

# CHILDREN AT RISK - ECE Team



**Mandi Kimball**  
Chief Government  
Affairs Officer



**Kim Kofron**  
Senior Director  
of Education



**Lyn Lucas**  
Assoc. Director of Early  
Childhood Education



**Martha Gonzales**  
Assoc. Director of Early  
Learning Quality Network



**Becky Quintanilla**  
Senior Project Coordinator



**Erika Alcala**  
Project Coordinator



**Miranda Johnson**  
Project Coordinator



# Prenatal-to-Three Collaborative

HEALTHY BEGINNINGS


EARLY CARE & EDUCATION

SUPPORTED FAMILIES

children atRisk

TexProtects

TEXANS CARE for CHILDREN



Sign up for the Texas PN-3 Newsletter

# Child Care Deserts Data


**1 in 10** children in  
America live in Texas

**2.3M** children under the  
age of 6 live in Texas

**1 in 10** children under  
6 with low-income,  
working parents live  
in a child care desert





# The Texas Early Childhood Ecosystem



**ACCESS** | 40% of all zip codes in Texas qualify as child care deserts for low-income children, meaning that 3x more children live in the zip code than the number of available child care slots. Children deserve equitable access to safe care that supports their health, learning, and development.

**FAMILIES** | In Texas, caring for an infant and toddler can cost 10-50% of many working families' annual earnings. According to federal recommendations, child care should cost no more than 7% of a family's income. Families need affordable care in their communities to be able to participate in the workforce.



**EDUCATORS** | According to the US Department of Treasury, more than half qualify for at least one form of public assistance. Early Childhood Educators deserve a living wage.



# What is a Desert?



**Child Care Deserts** – Zip codes (US Census ZCTAs) with at least 30 children, ages 0-5, where the demand for child care is three times greater or more than the supply of child care.

**Subsidized Child Care Deserts** – Zip codes with at least 30 low-income children, ages 0-5, where the demand for subsidized child care is three times greater or more than the supply of subsidized child care.



**children**  
**atRisk**

**Texas Rising Star Deserts** – Zip codes with at least 30 low-income children(ages 0-5) where the demand for subsidized child care is three times greater or more than the supply of Texas Rising Star-certified child care.



# Overall Child Care Deserts

## Texas Overall Child Care Deserts

**991,039** ↓

Total Number of Seats

**420** ↑

Overall Desert Zip Codes\*

## Panhandle LWDB Overall Child Care Deserts

**9,725** ↓

Total Number of Seats

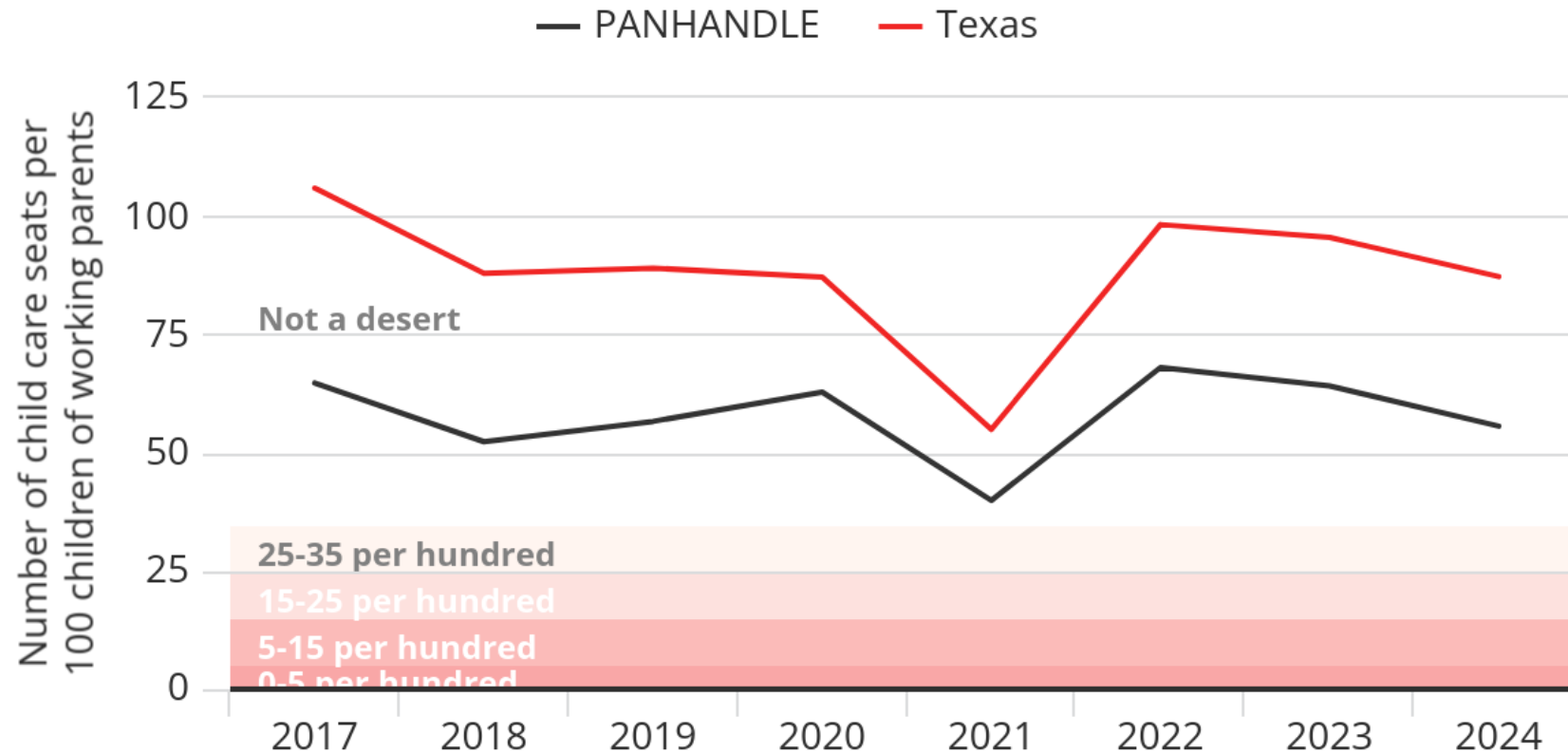
**18** ↑

Overall Desert Zip Codes

# Overall Child Care Seats

## All child care

Number of child care seats per 100 children of working parents



Source: CHILDREN AT RISK Child Care Desert Map

# Subsidy Child Care Deserts

## Texas Subsidy Child Care Deserts

**125,548** ↑

Total Number of Subsidy Seats

**778** ↓

Subsidy Desert Zip Codes\*

## Panhandle LWDB Subsidy Child Care Deserts

**1,764** ↑

Total Number of Subsidy Seats

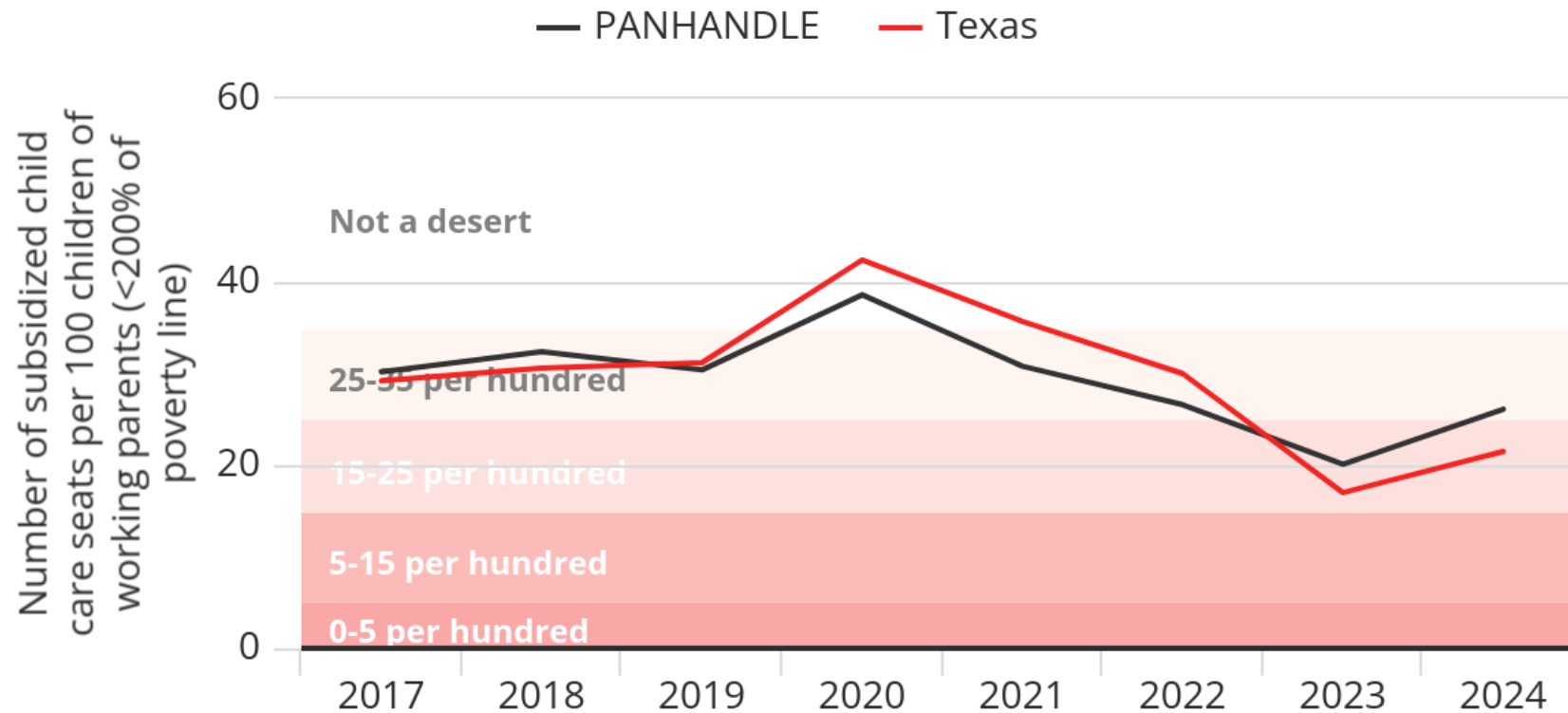
**20** ↓

Subsidy Desert Zip Codes

# Subsidy Child Care Seats

## Subsidized child care only

Number of subsidized child care seats per 100 children of working parents (<200% of poverty line)



Source: CHILDREN AT RISK Child Care Desert Map



# TRS Child Care Deserts

## Texas TRS Child Care Deserts

**84,132** ↑

Total Number of TRS Seats

**850** ↓

TRS Desert Zip Codes\*

## Panhandle LWDB TRS Child Care Deserts

**1,340** ↑

Total Number of TRS Seats

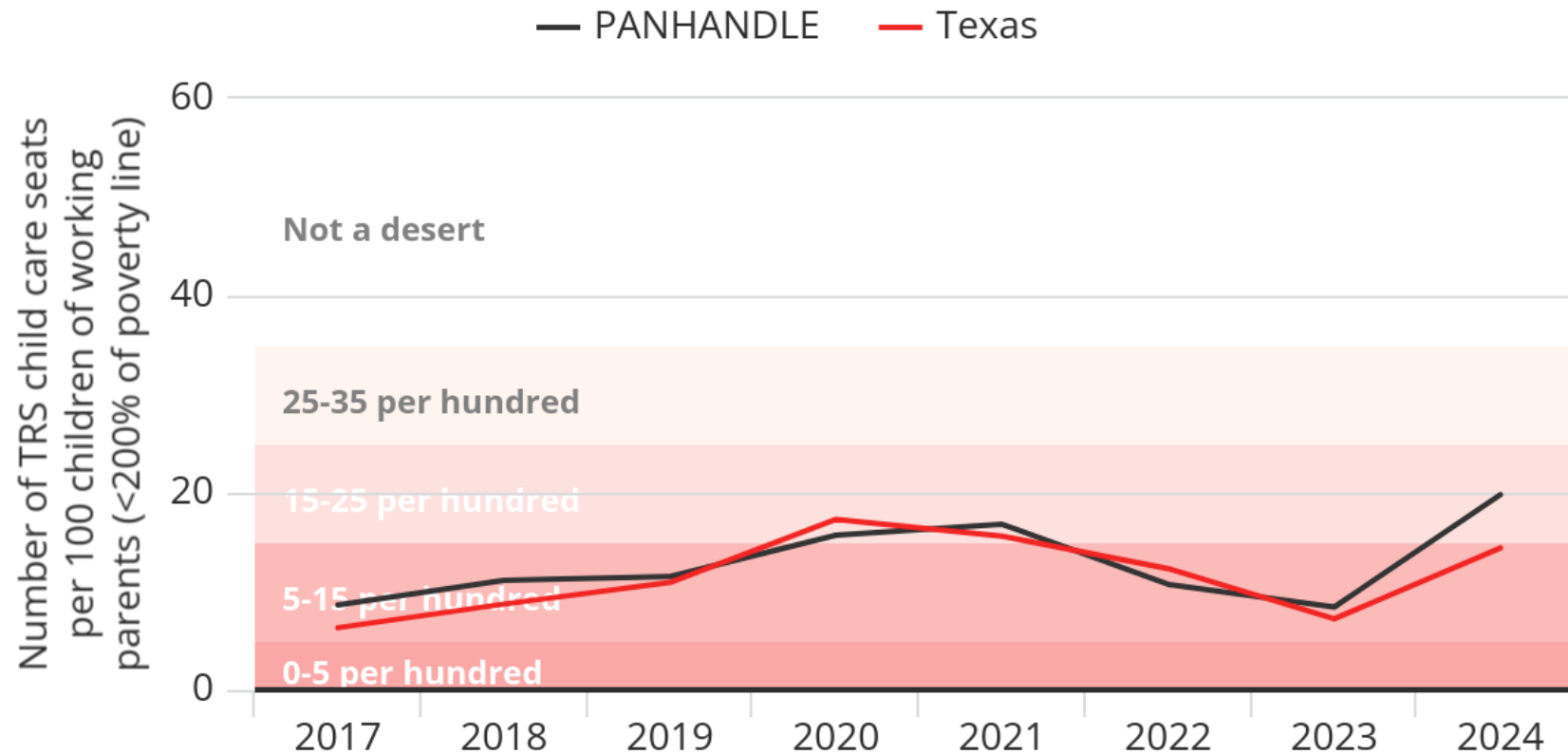
**21** ↓

TRS Desert Zip Codes

# TRS Child Care Seats

## Texas Rising Star 2,3,4 child care only

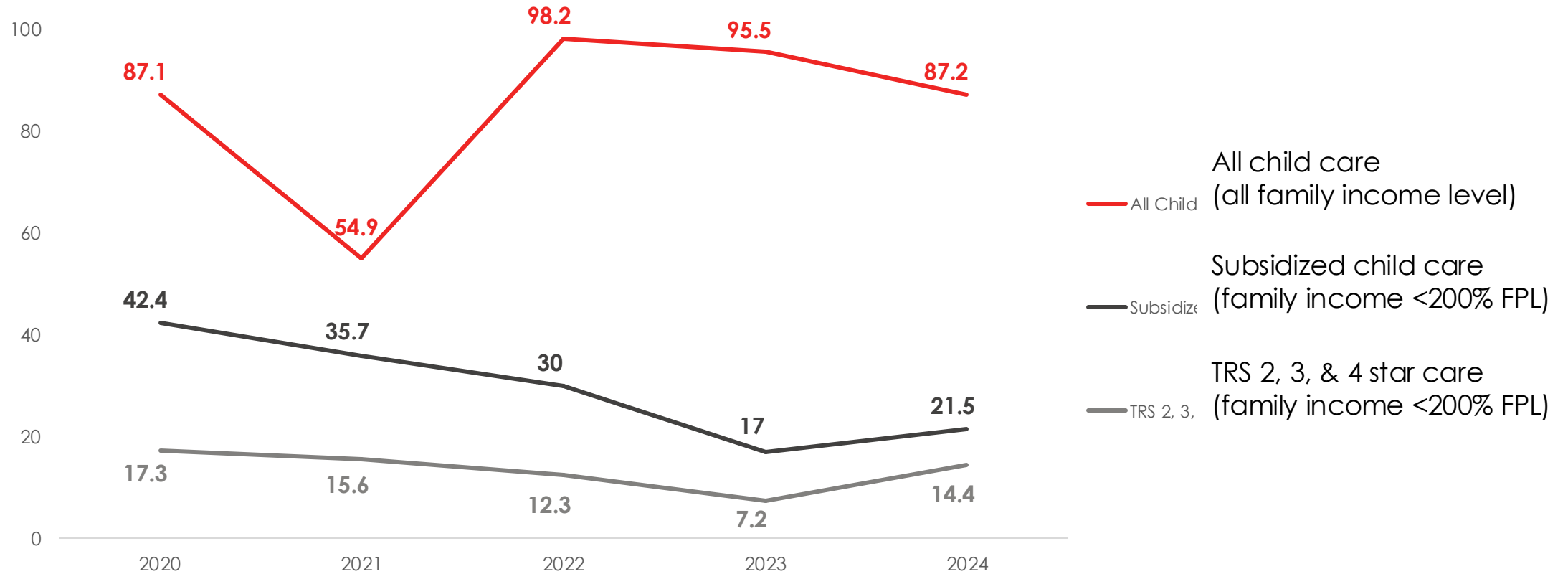
Number of TRS child care seats per 100 children of working parents (<200% of poverty line)



Source: CHILDREN AT RISK Child Care Desert Map

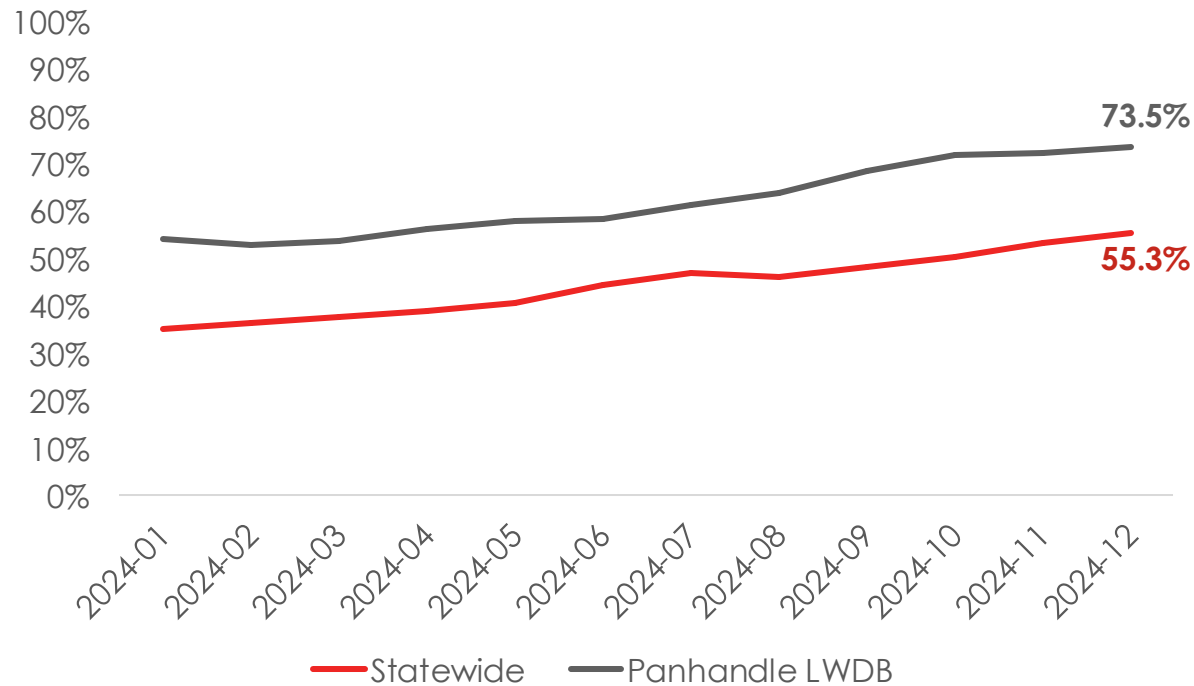
# The Last 5 Years of Child Care Seats in Texas

Number of Child Care Seats per 100 Children of Working Families

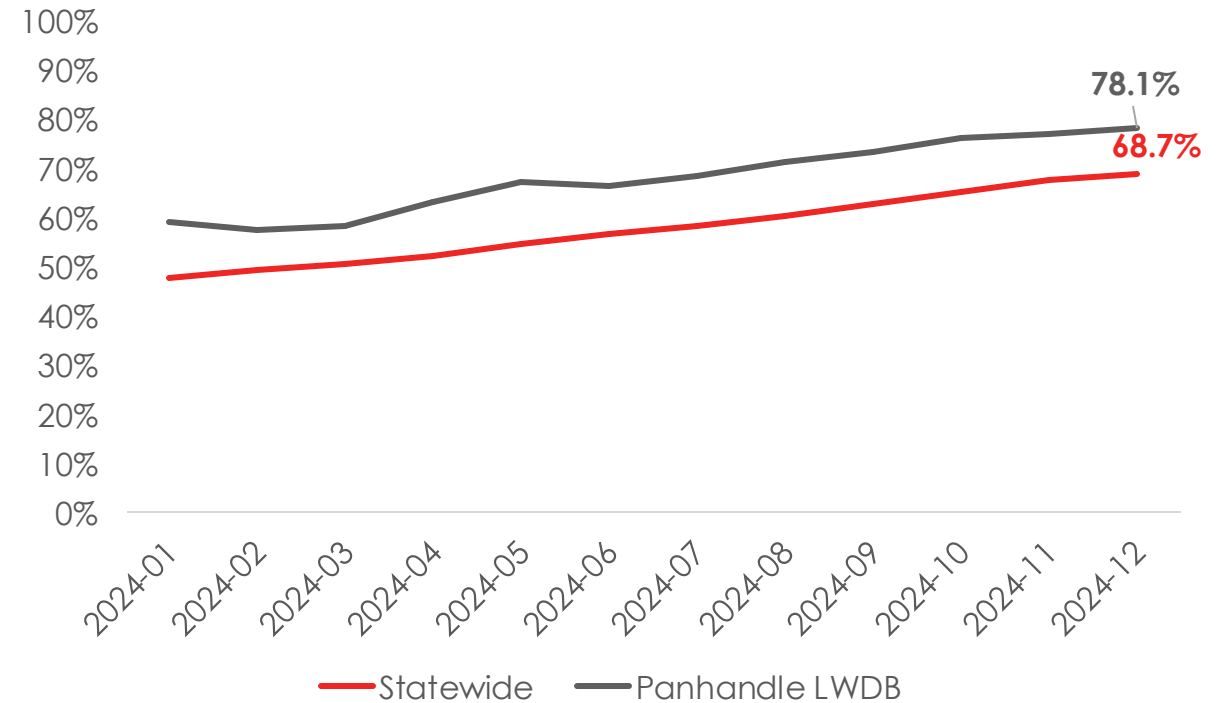


# Panhandle LWDB Texas Rising Star

## Percent of Providers Participating in TRS



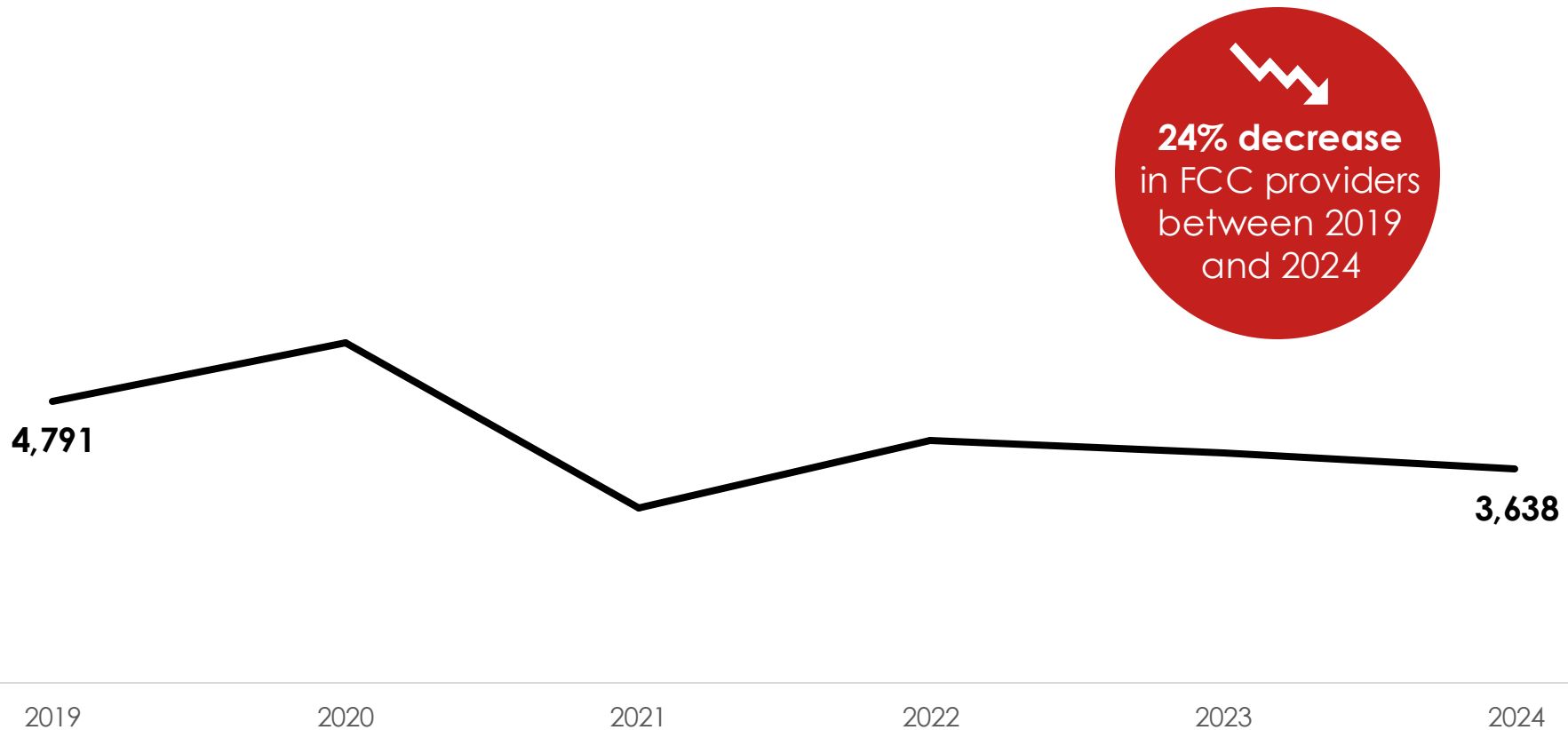
## Percent of Children Receiving TRS Quality Care



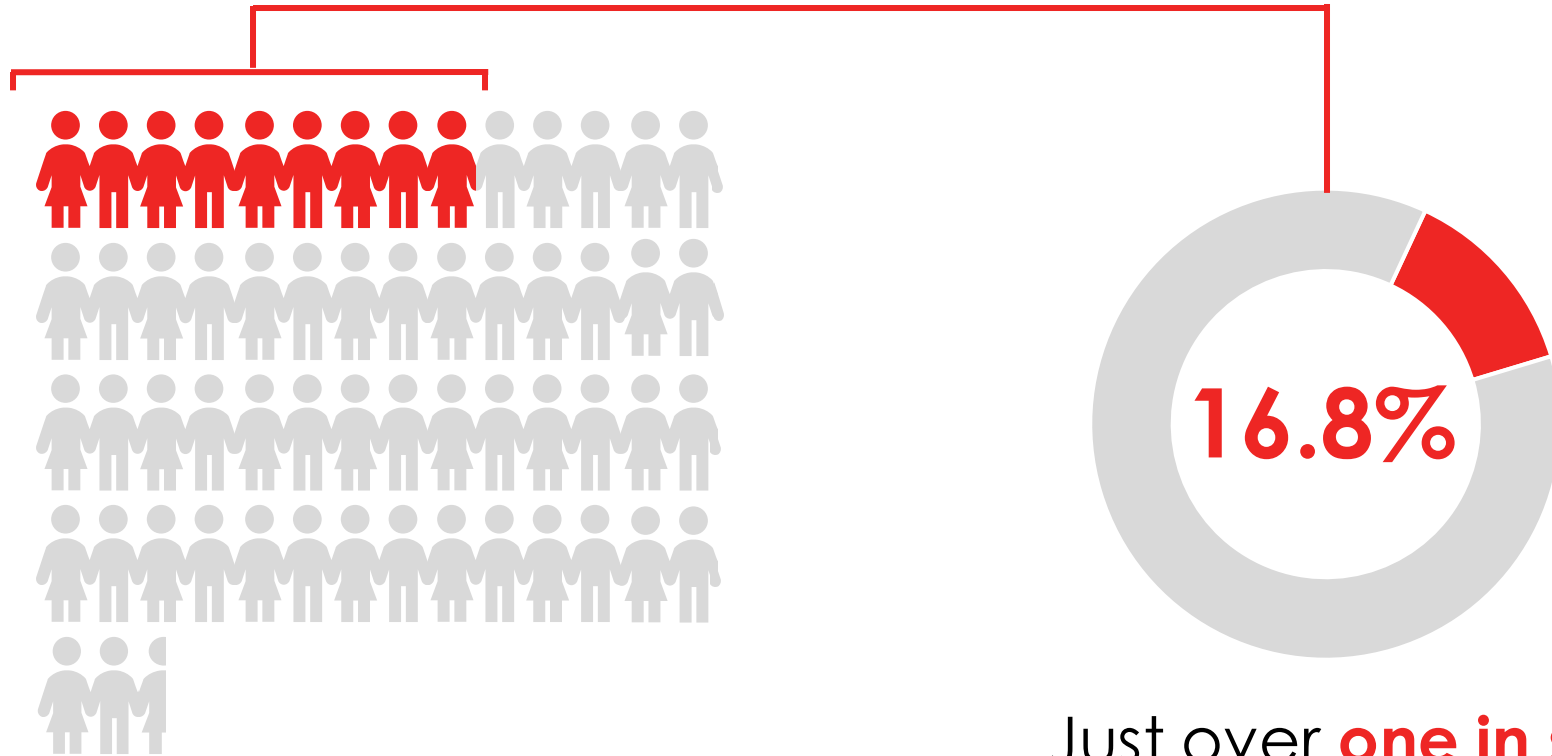



# Family Child Care Homes

Registered and Licensed Family Child Care Homes, 2019-2024



# Number of Children Served with Funding versus Need



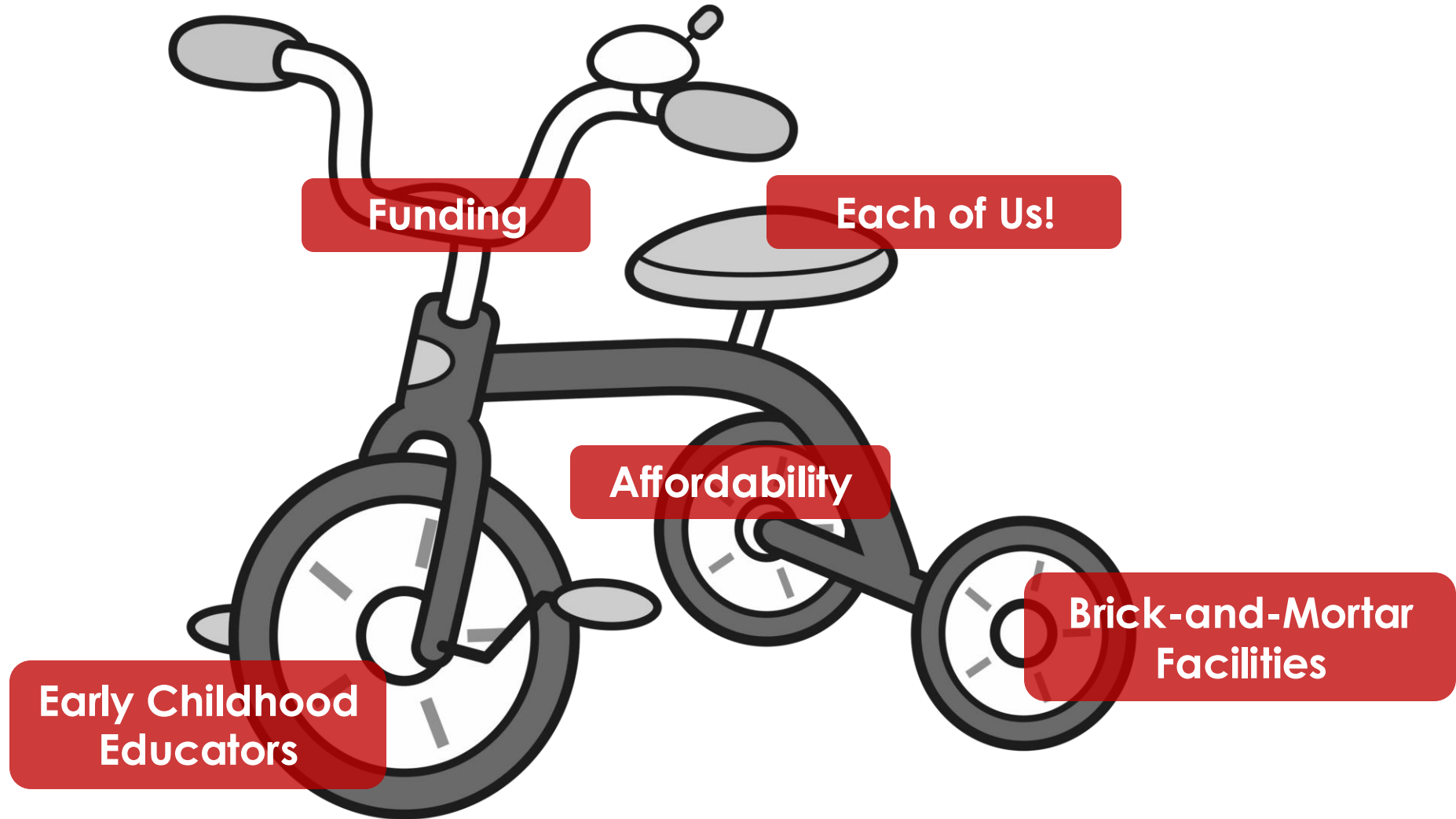
 = 10,000 low-income children ages 0-5 with working parents

 = children ages 0-5 served by TWC

Just over **one in six** low-income children ages 0-5 with working parents **receive subsidies for child care.**

# Using Results in Advocacy Work

# The Tricycle for Success





# 89<sup>th</sup> Texas Legislature Fiscal Needs

**95,000 eligible children** remain on a **waitlist**, with some families waiting **up to two years** for assistance. Child care costs in Texas average **\$9,672–\$10,608 per year per child**, making it unaffordable for many families. Investing **\$89M in FY 2026** and **\$92M in FY 2027** could serve **10,000 more children** and strengthen Texas' workforce.



Invest in child care through:

- Direct Care of Children
- Reimbursement Rates
- Child Care Supply Funding



Consider business tax incentives for businesses supporting child care for employees

## \$100M in House Supplemental Budget

### S.B. 1739 (West)

The creation of a child care protection and enhancement fund for the purpose of the expansion of childcare capacity and enhancement of subsidized child care rates.

### S.B. 211 (West)

Relating to a franchise tax credit for taxable entities that operate an on-site child-care center for use by the entity's employees.

# 89<sup>th</sup> Texas Legislature Revenue Neutral Bills



Invest in child care through:

- Direct Care of Children
- Reimbursement Rates
- Child Care Supply Funding

## **S.B. 972 (Zaffirini)/H.B. 2294 (Thompson)**

Allow LWDBs to reimburse providers at the established rate, regardless of their published rates.

**Both bills have been heard in Committee.**



Remove patchwork of local regulatory barriers that burden Texans who want to open family child care homes

## **S.B. 599 (West)/H.B. 4127 (Davis.A)**

Reduce obstacles for the creation of new licensed and registered child care homes.

**S.B.599 was voted out of Senate;  
H.B. 4127 has been heard in Committee.**

# 89<sup>th</sup> Texas Legislature Revenue Neutral Bills



Prioritize income-eligible child care employees for child care scholarships for their own children

## **S.B. 462 (Kolkhorst)/H.B. 3807 (Harris Davila)**

Prioritize eligible child care workers for child care scholarships.

**S.B. 462 voted favorably out of Committee;  
H.B. 3807 was heard in Committee**



Reduce administrative obstacles to develop public-private Pre-K partnerships

## **S.B. 1755 (Birdwell)**

Under **current law**, high quality child care providers, school districts, charter schools who want to partner must have the **same Certificates of Occupancy**, Schools districts and charter schools have Certificate of Occupancy License E for Education. Child care providers have a Certificate of Occupancy License I for Industry.

**Allow child care providers to use their current Certificate of Occupancy.**

# 89<sup>th</sup> Texas Legislature Revenue Neutral Bills

## **H.B. 460 (Lopez):**

Relating to a study regarding the cost of child care in this state in comparison to family income.

*H.B. 460 was heard in Committee on April 9*

## **H.B. 117 (Schoolcraft)**

Establishment of governor's task force on the governance of early childhood education and care.

*H.B. 117 Voted favorably out of committee, scheduled for full House vote April 16*

## **H.B. 2271 (Walle):**

Relating to collecting and sharing capacity and enrollment information for certain day-care centers

*H.B. 2271 was heard in Committee on April 9*

## **H.B. 3191 (Button):**

Relating to strategies to increase the availability of and access to child care, including the creation of an employer child-care contribution partnership program, a child-care innovation pilot program.

*H.B. 3191 was heard in Committee on April 9*

## **H.B. 175 (González)**

Establishing optional certifications who provide inclusion for children with disabilities for child-care providers participating in the TRS Program.

*H.B. 175 was heard in Committee on April 9*

# Community Conversations



# Resources at childrenatrisk.org

---

## UPDATED CHILD CARE DESERTS MAP



**Learn more at:**

[childrenatrisk.org/pavingthewaytoquality](https://childrenatrisk.org/pavingthewaytoquality)

## LEGISLATIVE DISTRICT ONE-PAGERS



**Learn more at:**

[childrenatrisk.org/legislative-district-ece](https://childrenatrisk.org/legislative-district-ece)

## SIGN UP FOR ACTION ALERTS



**Learn more at:**

[childrenatrisk.org](https://childrenatrisk.org)

# Thank You!

**Kim Kofron, M.Ed.**

Senior Director of Education  
CHILDREN AT RISK

[kkofron@childrenatrisk.org](mailto:kkofron@childrenatrisk.org)

**Lyn Lucas, M.Ed.**

Associate Director of ECE  
CHILDREN AT RISK

[llucas@childrenatrisk.org](mailto:llucas@childrenatrisk.org)

children  
atRisk

