

THE FUTURE OF SAN ANTONIO:

*Shaping the Social Determinants of
Health for San Antonio's Future
Generations*

Hosted By:

children
atRisk



Family Service
SUPPORT. STRENGTHEN. SERVE.





Welcome and Opening Remarks

Dr. Robert Sanborn

President & CEO

CHILDREN AT RISK

Welcome and Opening Remarks

Mary Garr

President & CEO

Family Service




STATE OF SAN ANTONIO

Data Review



DR. ROBERT SANBORN

President & CEO
CHILDREN AT RISK



CHRISTINE THOMAS

Senior Associate Director of CSME
CHILDREN AT RISK

SOCIAL DETERMINANTS

Social determinants of health include how we live, grow, and work in the community



Economic
Stability



Education
Access and
Quality



Health Care
Access and
Quality

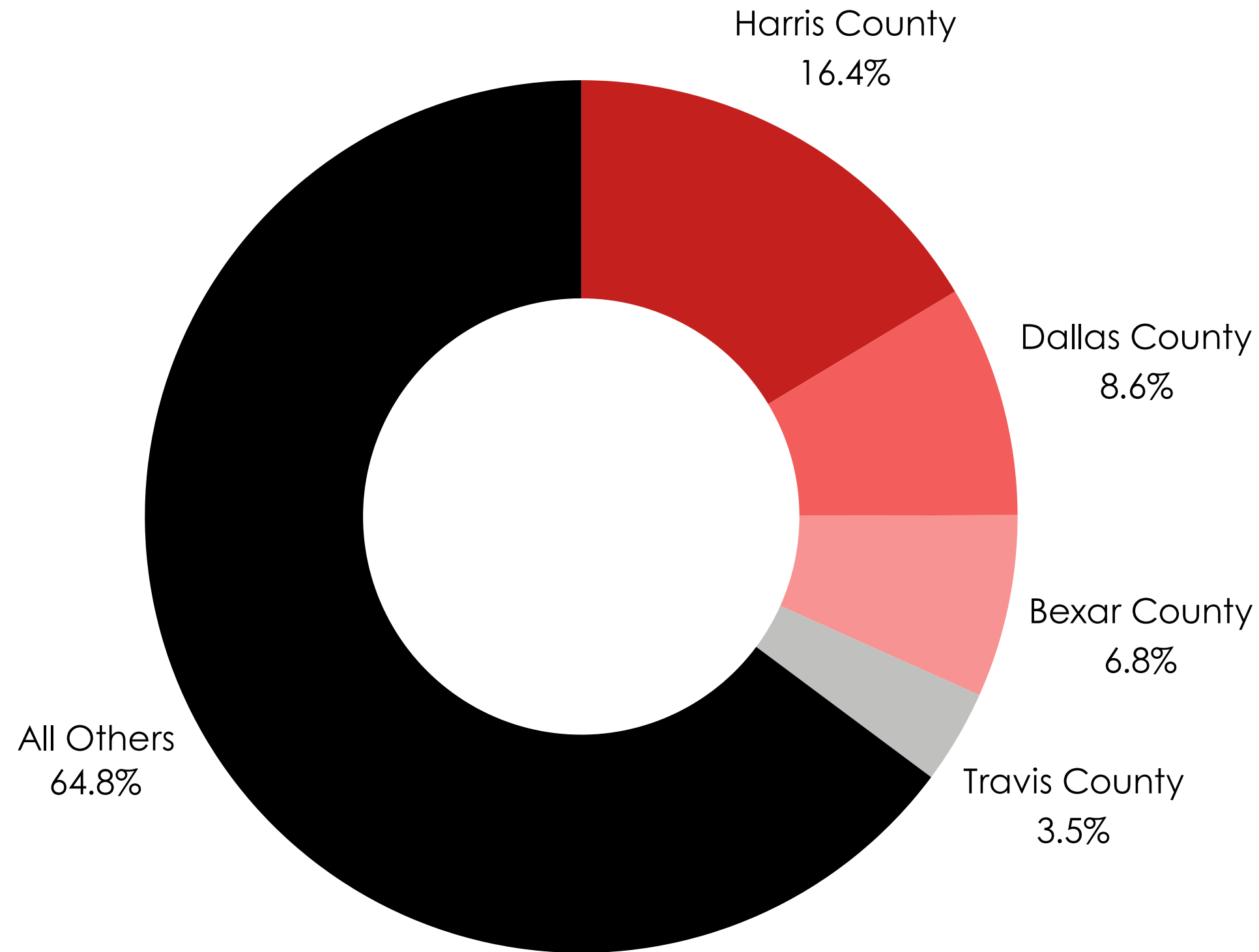


Social and
Community
Context



Neighborhood
Built
Environment

CHILDREN IN SAN ANTONIO AREA



Half a million children live in San Antonio

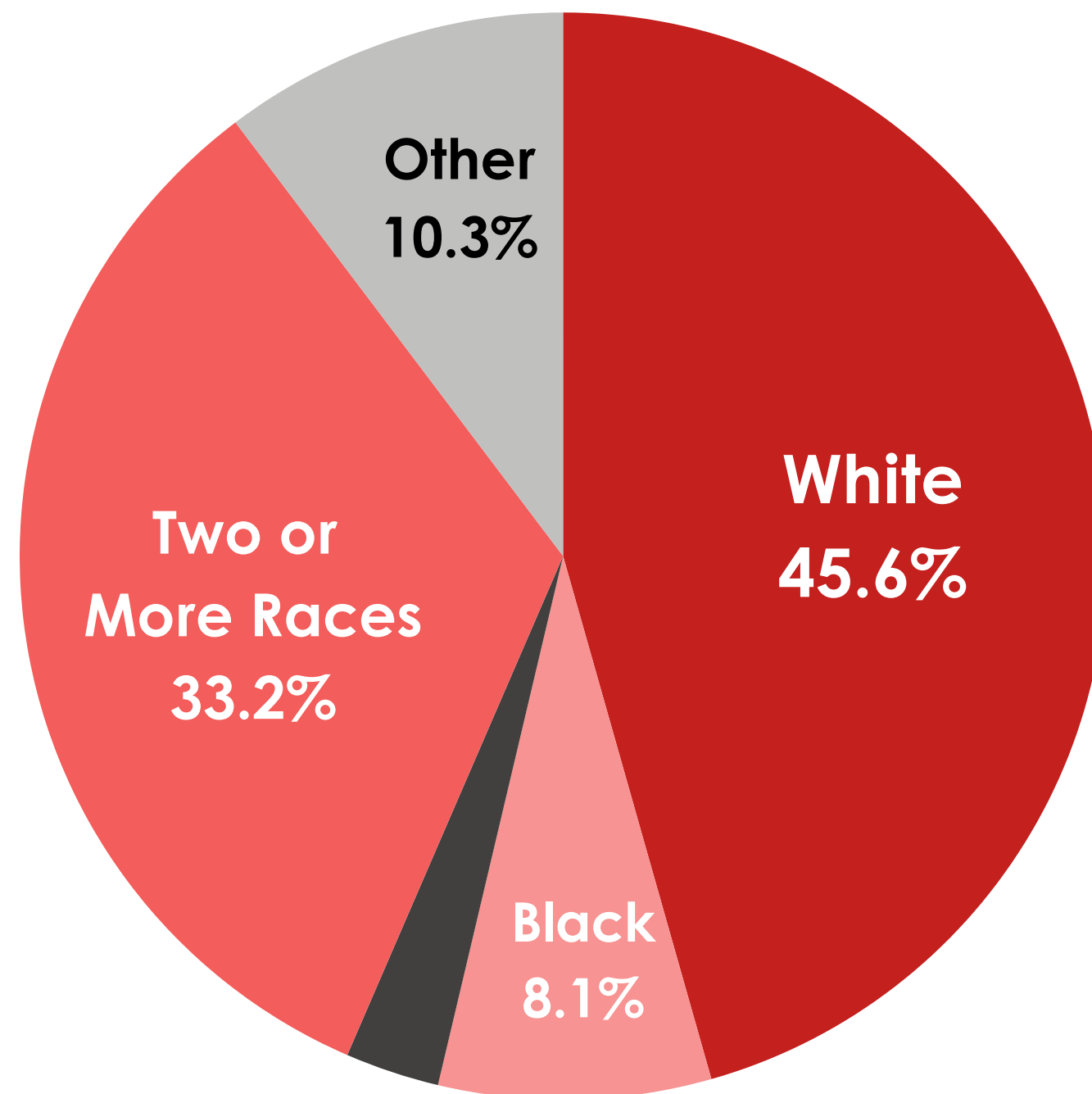


San Antonio is home to **7%** of all children in Texas



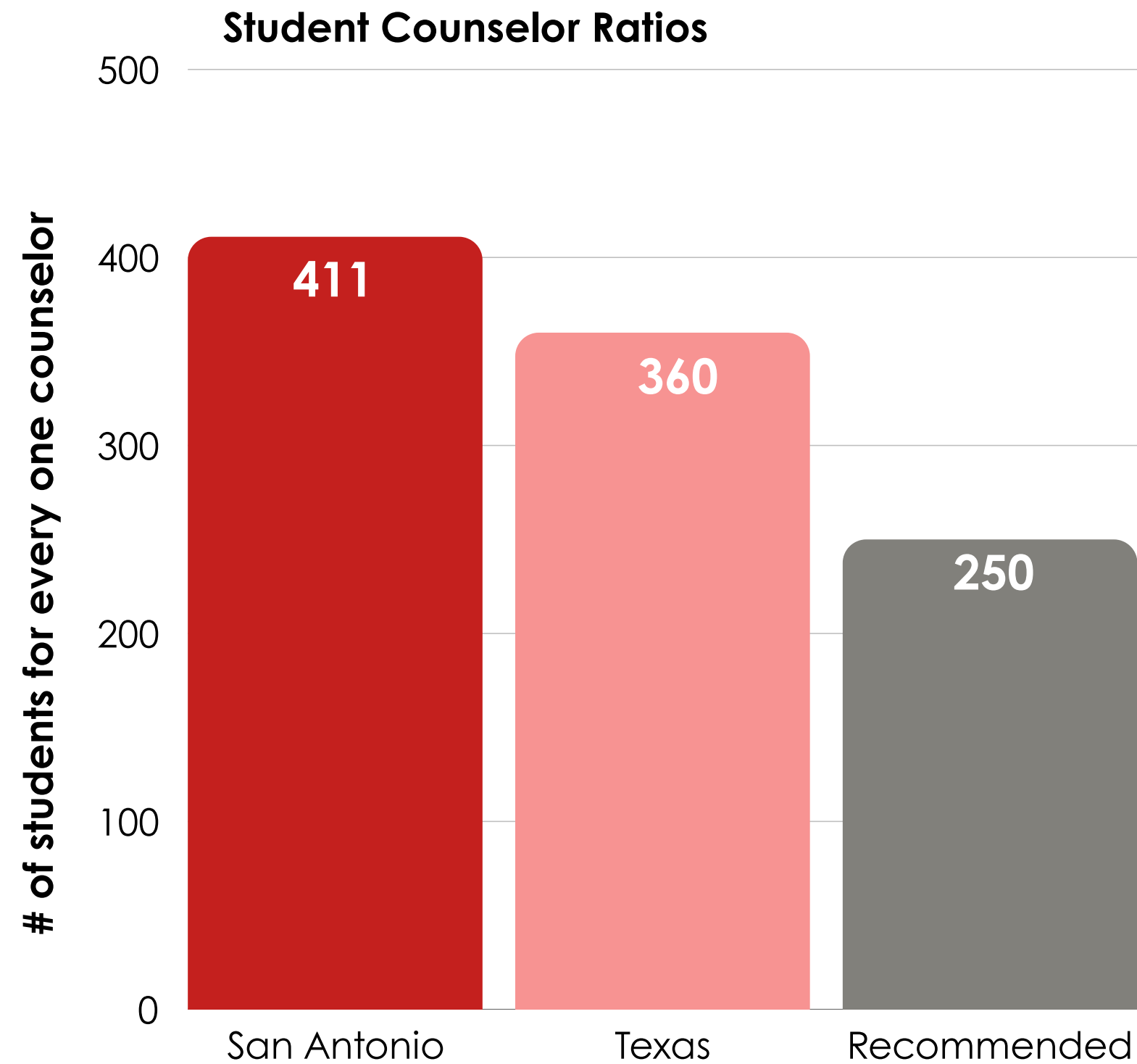
Third largest population in Texas

RACE/ETHNICITY OF CHILDREN IN GREATER SAN ANTONIO AREA



- **66.7%** are Hispanic/Latino origin
- **96%** of children were born in the U.S.
- At least **30 languages** are spoken by San Antonio children
- Only **17%** of public school students are EB/EL

MENTAL HEALTH



23%

of the total teens reported ideas of self harm



25%


of the total teens reported suicidal ideation

52%

More than half of these teens did not know where to turn to when they were in need of help

HEALTH

MEASLES OUTBREAK



- Measles is an **extremely contagious**, vaccine-preventable infection that was officially declared eradicated in the US in 2000
- Cases can still occur due to **unvaccinated travelers**.
- It can spread in **under-immunized communities**.

Pneumonia

As many as **1 out of every 20 children with measles gets pneumonia**, the most common cause of death from measles in young children.


Encephalitis

About **1 child out of every 1,000 who get measles will develop encephalitis** (swelling of the brain). This can lead to convulsions and leave the child deaf or with intellectual disability.


Death. Nearly 1 to 3 of every 1,000 children who become infected with measles will die from respiratory and neurologic complications.

HEALTH


MEASLES OUTBREAK



81% of confirmed measles cases in Texas are children. **1** confirmed death of a child this week.



Gaines County has a high MMR vaccine exemption rate with one district showing an **80% MMR vaccine exemption rate**

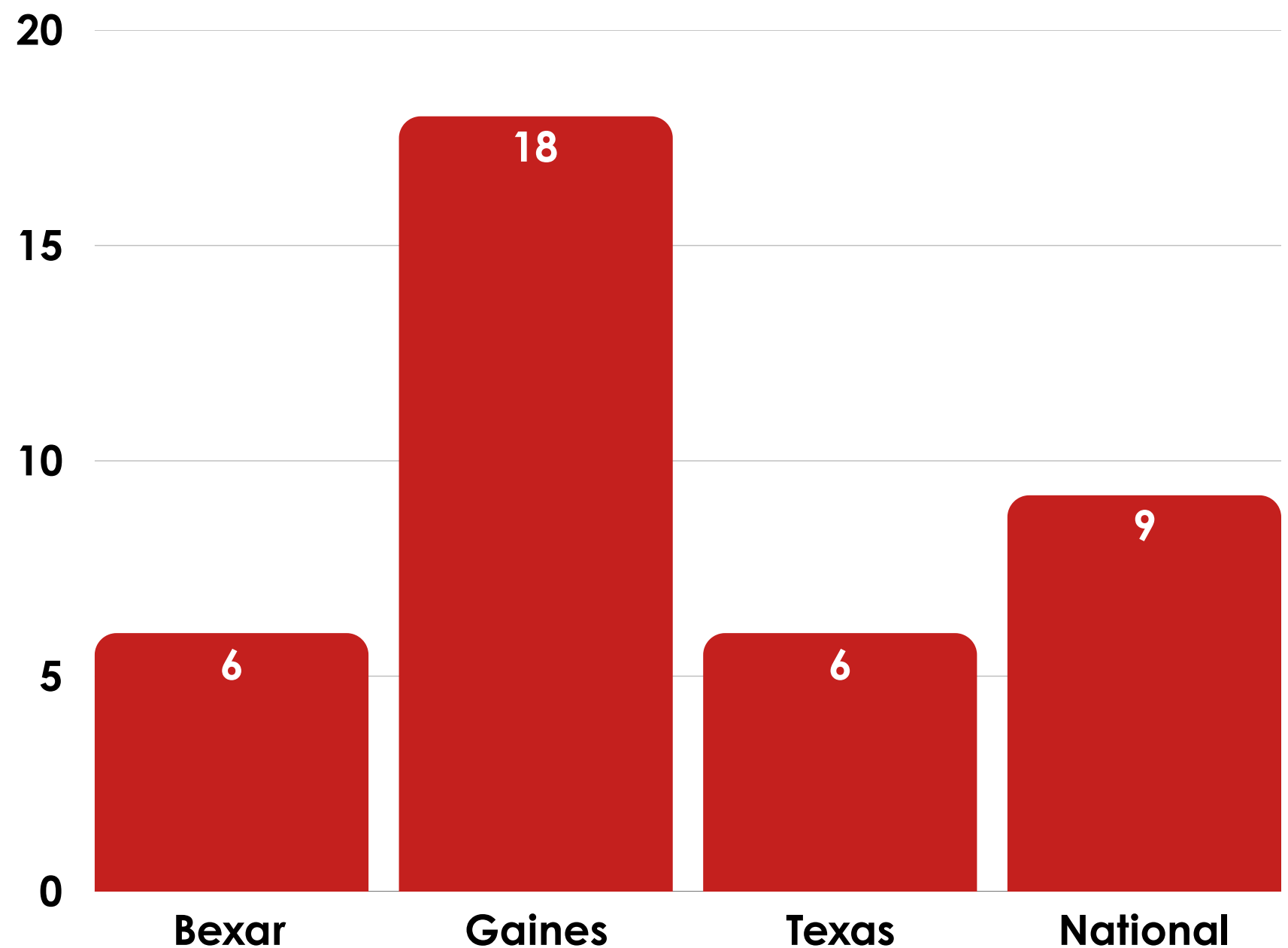


Bexar county own MMR vaccine rate decreased by 9% from 2023-2024

children
atRisk



MMR Vaccine Exemption Rates

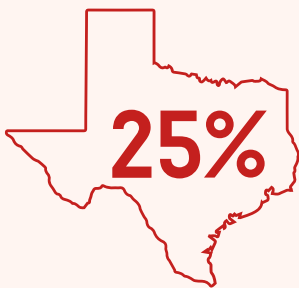




Public Assistance

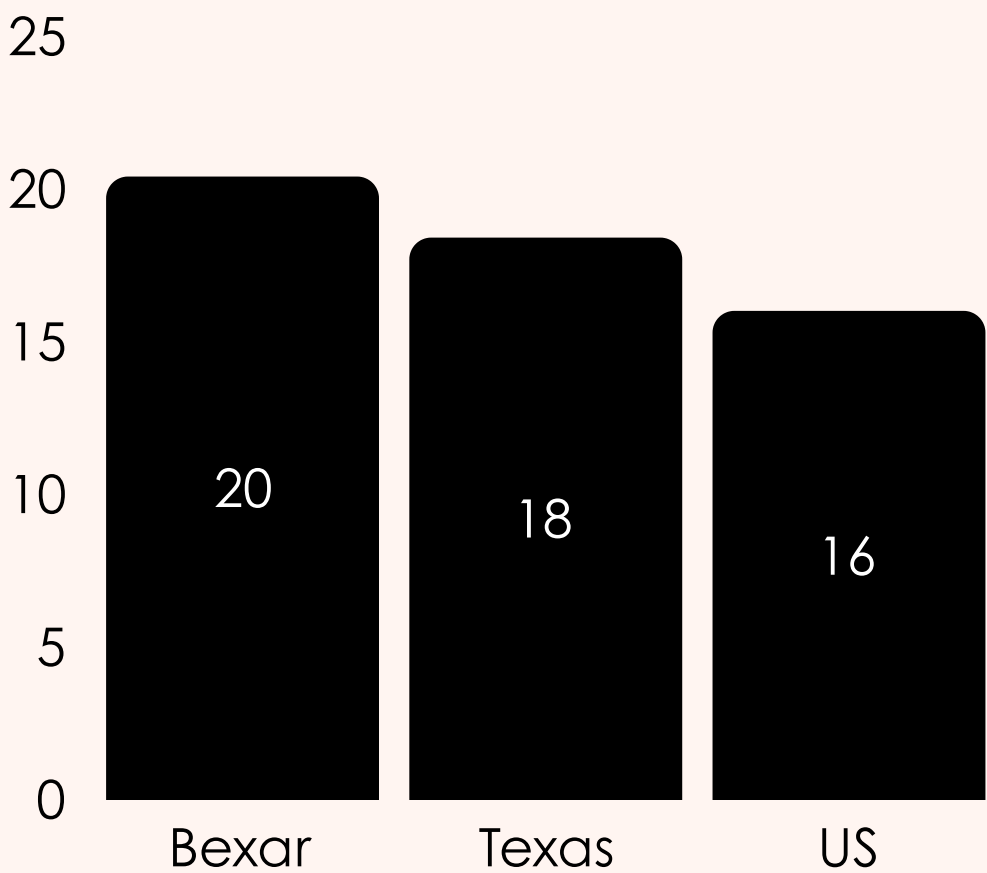
32% of children are living with some type of public assistance

A greater proportion of San Antonio children rely on assistance compared to the proportion across Texas overall.




Poverty Level

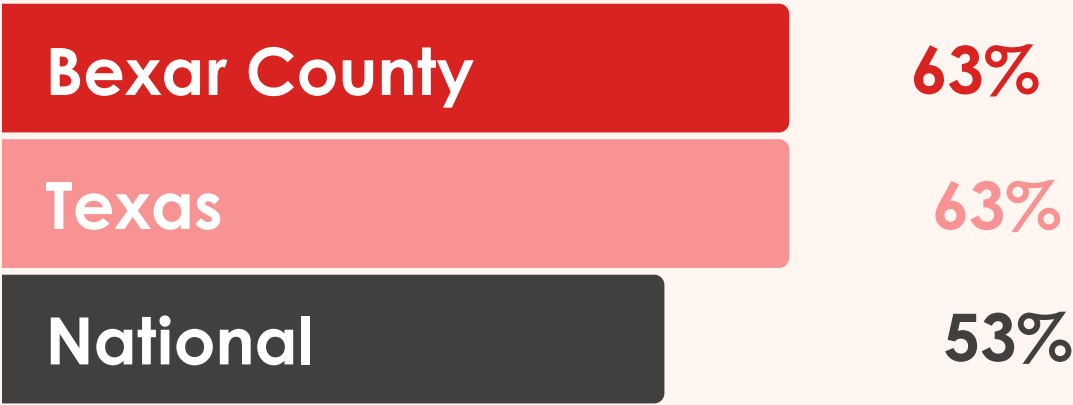
20.4% of children lives below the poverty level




Reduced Lunch




63% of students in public schools qualify for free and reduced lunch



FOOD INSECURITY



1 in **5** children in Bexar County are food insecure



117,210

of children in San Antonio
are food insecure

34%


of children who are food insecure
are not able to access federal
nutrition programs due to income
level being too high

2023 KROGER SCHOOL FOOD RANKINGS

In previous years, determination was made based on the percentage of economically disadvantaged students receiving free or reduced meals. With the continuation of enhanced eligibility for federal food programs every Texas student was eligible for free meals during the 2021-2022 school year, and CHILDREN AT RISK instead looked at total student participation in the district.

TOP TEXAS SCHOOL DISTRICTS (OVERALL)

SAN ANTONIO ISD



TOP MIDDLE-INCOME DISTRICTS

JUDSON ISD
EAST CENTRAL ISD

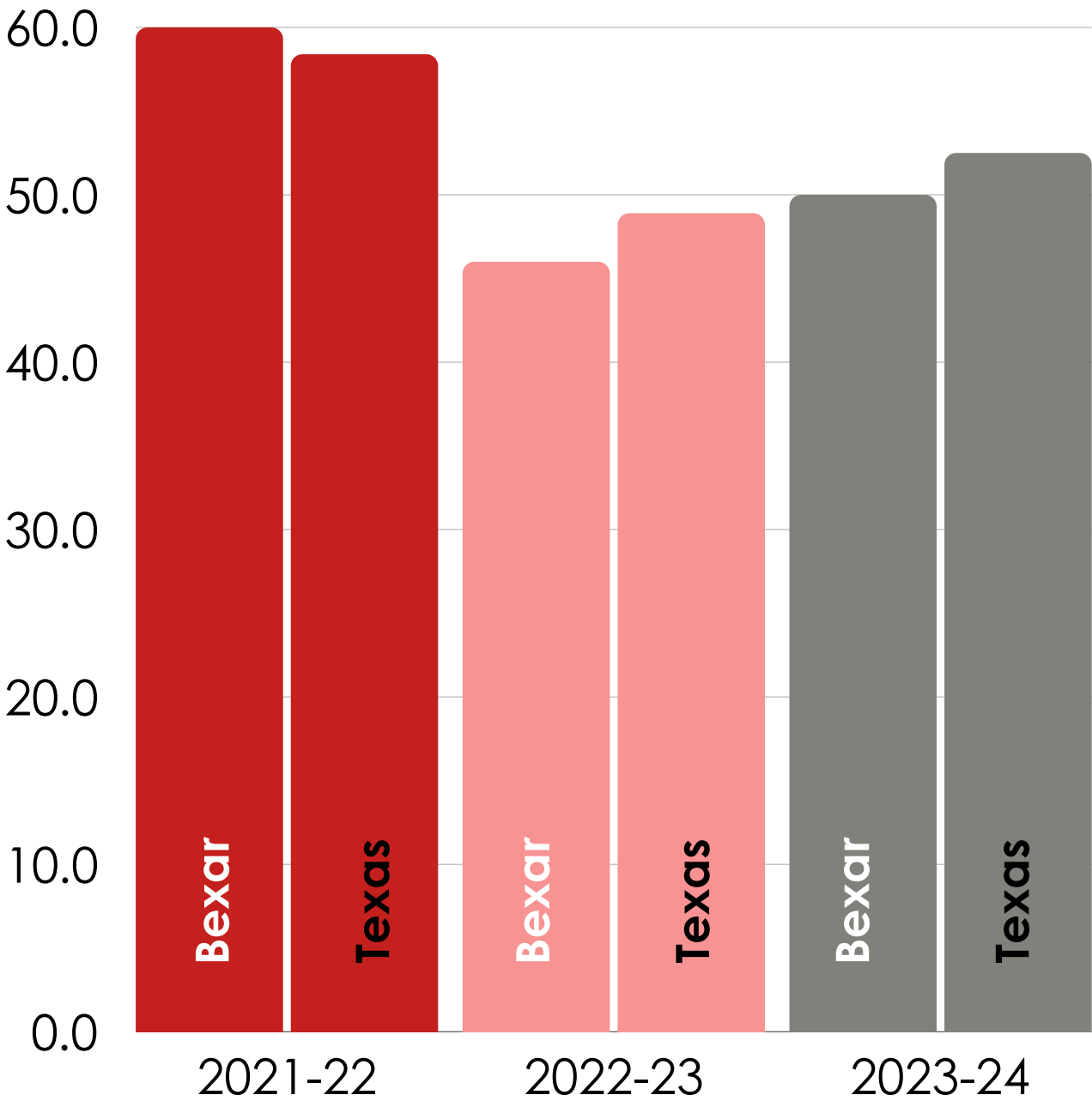
For middle income districts- we only include schools up to 70% economically disadvantage

EDUCATION

Pre-K Enrollment
decreased by 20% since
the pandemic

Only 50% of
Kindergarteners are
considered Kindergarten
ready

Kindergarten Readiness Rates



San Antonio has the second highest high school dropout rate of the state

2.7% High School drop out rate

EDUCATION



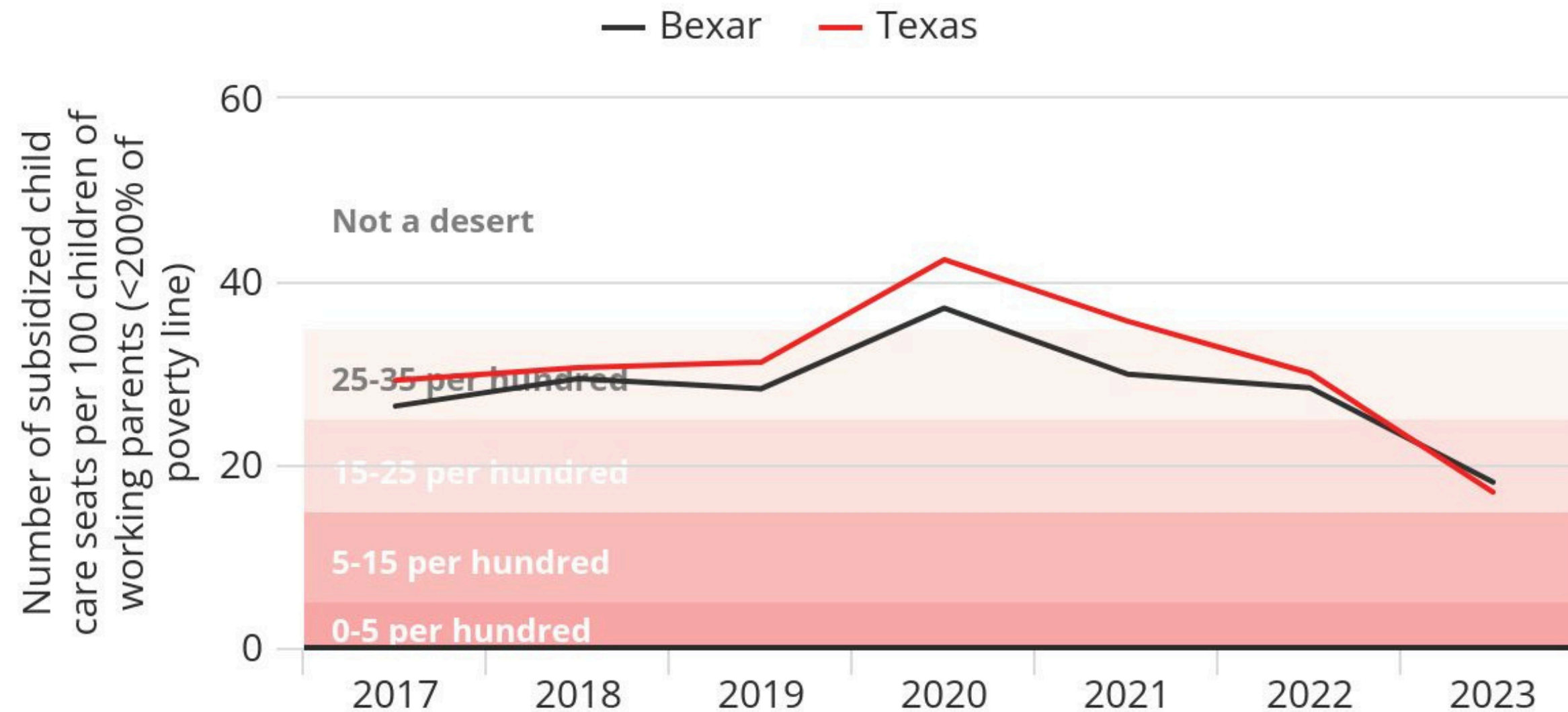
Kids who attend pre-ks are:

- Less likely to drop out of high school
- More likely to graduate
- More likely to attend higher education

EARLY EDUCATION

Subsidized Child Care Only

Number of Subsidized Child care seats per 100 children of working parents (<200% of poverty line)



Total Subsidized Child Care Seats per 100 Children of Working Parents

18.1

Source: Children at Risk Childcare Desert Map

EARLY EDUCATION

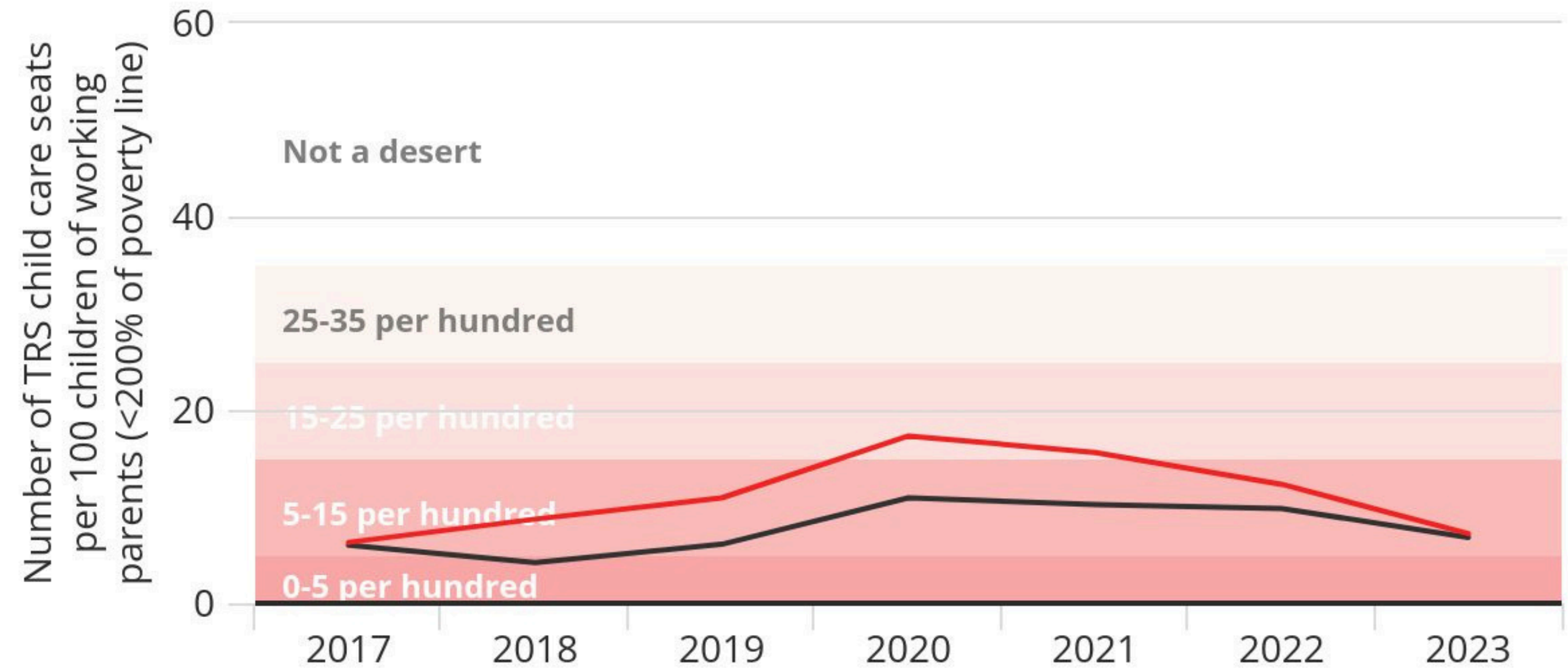
Texas Rising Star 2,3,4 Child care only

Number of TRS Child care seats per 100 children of working parents
(<200% of poverty line)

— Bexar — Texas

Total TRS Child Care
Seats per 100 Children of
Working Parents

6.8



Source: Children at Risk Childcare Desert Map

CONCLUSION

- San Antonio can be a city where others look to for effective practices to help children.
- San Antonio is multiculturally diverse
- Data shows San Antonio needs are: resources for access to mental health services, continued access to food programs, health education around vaccines, support for early education

REFERENCES

Child Hunger and Poverty in San Antonio Food Bank | Map the Meal Gap.
map.feedingamerica.org/county/2022/child/texas/organization/san-antonio-food-bank.

Food Insecurity & Nutrition | City of San Antonio Strategic Health Plan Dashboard


National Center for Education Statistics. (2023). Concentration of Public School Students Eligible for Free or Reduced-Price Lunch. Condition of Education. U.S. Department of Education, Institute of Education Sciences. Retrieved May 24, 2023, from <https://nces.ed.gov/programs/coe/indicator/clb>.

Texas Education Agency. "PEIMS Standard Reports Overview." Texas Education Agency, tea.texas.gov/reports-and-data/student-data/standard-reports/peims-standard-reports-overview.

TPEIR | Texas Public Education Information Resource. www.texaseducationinfo.org.

U.S. Census Bureau, U.S. Department of Commerce. "Children Characteristics." American Community Survey, ACS 5-Year Estimates Subject Tables, Table S0901, 2023, <https://data.census.gov/table/ACSST5Y2023.S0901?q=Bexar+County,+Texas&t=Children>. Accessed on February 24, 2025.

LINK TO
Q&A



Opportunities to Improve Child Wellbeing

Panel Discussion and Q&A



Dalinda Gonzalez-Alcantar, M.Ed

CEO, Boys & Girls Club of McAllen and Trustee, South Texas College



Steven H Kelder, PhD, MPH

Professor, Department of Epidemiology at UTHealth Houston, School of Public Health



Norman C. Christopher, MD

Chief Medical Officer
Christus Children's



Zoabe Hafeez, M.D.

Associate Professor of Pediatrics at McGovern Medical School at UTHealth Houston and Non-Resident Fellow at the Baker Institute at Rice University



Leo López III, MD, MHS,

Chief Community and Population Health Officer, University Medicine, Associates and medical director for the department of school based, mobile, and community health with University Health

THANK YOU FOR JOINING US!

*Help us improve future
programming by
completing this survey!*

